

Name: _____ Class: _____

Year 1 Remote Learning Booklet



Tuesday 13th July - Friday 16th July



BACK TO SCHOOL!



Hello!

Dear Parents,

Back to home-learning more like it! Welcome back to term 3 at Lethbridge Park PS. We hope you had a pleasant break given the circumstances.

Term 3 will begin with home learning as per the NSW Covid19 stay at home orders.

For 1 Green and 1 Yellow, home-learning will consist of take-home learning booklets. The learning booklets have work set by Mrs Kalic and Ms Raye and will include student activities like work completed at school.

The booklets are broken down into weekdays, students are asked to complete work set for that day. Students are asked to work from the booklet each day of the school week.

To supplement student learning, Lethbridge Park PS has paid for several online learning platforms that students are encouraged to use as part of extra learning. Most of these platforms can be accessed via laptops, iPads, tablets and phones with a wi-fi connection. If students do not know their log-in details, they do not need to use the online platforms.

Some teachers have shared log in details with the students via Seesaw. More information and the relevant URLs are on the next page.

It is not a problem if students are unable to access technology. The work set in the booklets is substantial in keeping young minds learning.

Regards,

Mrs Kalic and Ms Raye



BACK TO SCHOOL!



Online Learning Platforms:

Seesaw <https://app.seesaw.me/#/student/login>

Mathletics <https://www.mathletics.com/au/>

Literacy Planet <https://app.literacyplanet.com/login>

WUSHKA

<https://wushka.com.au/login/>

Storybox <https://storyboxlibrary.com.au/login>

Username: LPPS

Password: read

Hundreds Chart

1	2	3	4	5	6	7	8	9	10
11	12	13	14	15	16	17	18	19	20
21	22	23	24	25	26	27	28	29	30
31	32	33	34	35	36	37	38	39	40
41	42	43	44	45	46	47	48	49	50
51	52	53	54	55	56	57	58	59	60
61	62	63	64	65	66	67	68	69	70
71	72	73	74	75	76	77	78	79	80
81	82	83	84	85	86	87	88	89	90
91	92	93	94	95	96	97	98	99	100

Skip Counting

+1



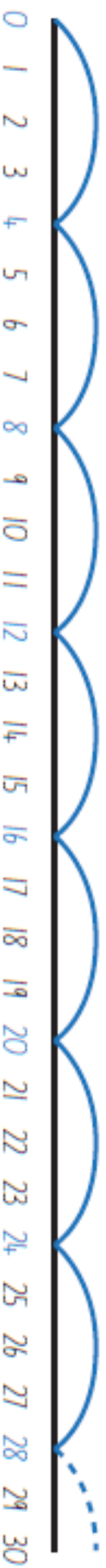
+2



+3



+4



+5



+10



Tuesday



Reading

Choose a book from Storybox online.

Draw a picture about the beginning of the story and write two sentences about how the story started.




Draw a picture about the middle of the story and write two sentences.



Draw a picture about how the story ends and write two sentences.



We were at the zoo, when an elephant escaped!



Option 1: You will need a family member for this activity. Stand 1 metre from them and pass a ball to them. The ball must bounce once between you and them. They will bounce the ball back to you and you need to catch it with both hands. When you have successfully passed and caught the ball, take a step back. Try to make 10 successful passes and catches in a row.

Option 2: You will need a family member for this activity. Stand 2 metres from them and kick the ball to them, keeping the ball on the ground. They will then kick the ball back to you. You need to stop the ball using your foot only. Do not stop it with your hands. When you have successfully kicked and stopped the ball, take a step back. Try to make 10 successful kicks and stops in a row.

Option 3: YouTube movement activity:

GoNoodle <https://www.youtube.com/user/GoNoodleGames>

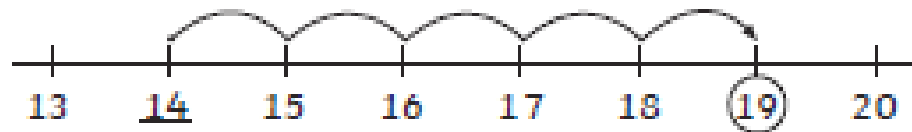
Just Dance

<https://www.youtube.com/channel/UCOVlhde7N5uGDIFXXWWEbFQ/videos>

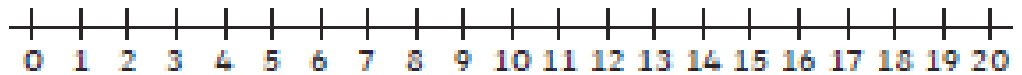
Addition within 20 with a Number Line

Example:

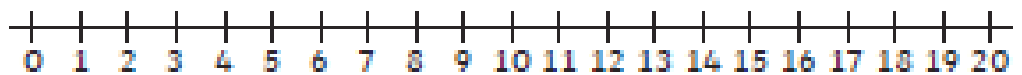
$$\underline{14} + 5 = \textcircled{19}$$



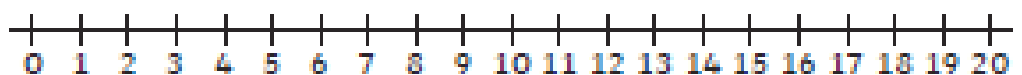
$$10 + 4 = \underline{\quad}$$



$$11 + 4 = \underline{\quad}$$



$$12 + 5 = \underline{\quad}$$



$$13 + 6 = \underline{\quad}$$



$$14 + \underline{\quad} = 18$$



$$13 + \underline{\quad} = 18$$



$$12 + \underline{\quad} = 19$$

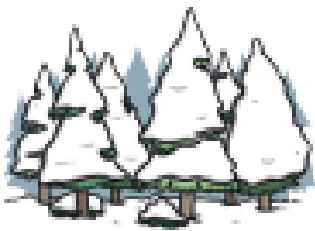


What's the Chance?


What is the chance of these events occurring? Explain if the event will happen, might happen or won't happen.



I will fly to school in a space ship.




It will snow at school today.



The sun will rise tomorrow.



A friend will come to my house to play.



I will breathe.

Day 1 Handwriting

Aa Bb Cc Dd Ee Ff Gg Hh
Ii Jj Kk Ll Mm Nn Oo Pp
Qq Rr Ss Tt Uu Vv Ww
Xx Yy Zz 1 2 3 4 5 6 7 8 9

Spelling Lists Year 1 and 2

Look and say	Look, say and write	Say and trace	Cover and write
the		the	
a		a	
do		do	
to		to	
today		today	

Wednesday



Reading

Choose a book from Storybox online.

Draw a picture about the beginning of the story and write two sentences about how the story started.




Draw a picture about the middle of the story and write two sentences.



Draw a picture about how the story ends and write two sentences.



We were on the way to our gran's house, when suddenly the car
broke down!



Option 1: You will need a family member for this activity. Stand 1 metre from them and pass a ball to them. The ball must bounce once between you and them. They will bounce the ball back to you and you need to catch it with both hands. When you have successfully passed and caught the ball, take a step back. Try to make 10 successful passes and catches in a row.

Option 2: You will need a family member for this activity. Stand 2 metres from them and kick the ball to them, keeping the ball on the ground. They will then kick the ball back to you. You need to stop the ball using your foot only. Do not stop it with your hands. When you have successfully kicked and stopped the ball, take a step back. Try to make 10 successful kicks and stops in a row.

Option 3: YouTube movement activity:

GoNoodle <https://www.youtube.com/user/GoNoodleGames>

Just Dance

<https://www.youtube.com/channel/UCOVlhde7N5uGDIFXXWWEbFQ/videos>

Before and After

31	32	33
----	----	----

	19	
--	----	--

	52	
--	----	--

	20	
--	----	--

	99	
--	----	--

	11	
--	----	--

	70	
--	----	--

	59	
--	----	--

	27	
--	----	--

	7	
--	---	--

	45	
--	----	--

	39	
--	----	--

	67	
--	----	--

	73	
--	----	--

	81	
--	----	--



Skip Counting by 5

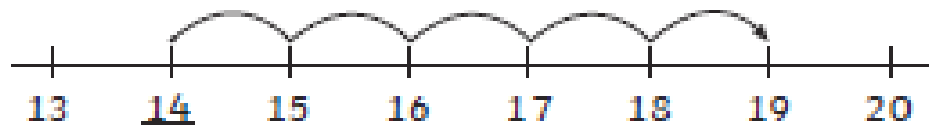
+5

0							

Addition within 20 with a Number Line

Example:

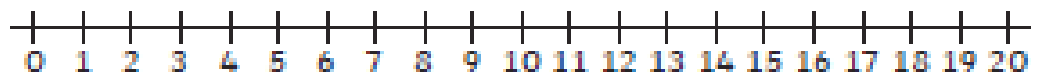
$$\underline{14} + 5 = \textcircled{19}$$



$$8 + 9 = \underline{\quad}$$



$$9 + 9 = \underline{\quad}$$



$$7 + 9 = \underline{\quad}$$



$$9 + 10 = \underline{\quad}$$



$$10 + \underline{\quad} = 20$$



$$8 + \underline{\quad} = 18$$



$$\underline{\quad} + 9 = 20$$



Day 2 Handwriting

Aa Aa Aa Aa Aa Aa Aa

Andy ate all the green apples.

Aa Aa Aa Aa Aa Aa Aa

Andy ate all the green apples.

Spelling Lists Year 1 and 2

Look and say	Look, say and write	Say and trace	Cover and write
of		of	
said		said	
says		says	
your		your	
they		they	

Thursday



Reading

Choose a book from Storybox online.

Draw a picture about the beginning of the story and write two sentences about how the story started.



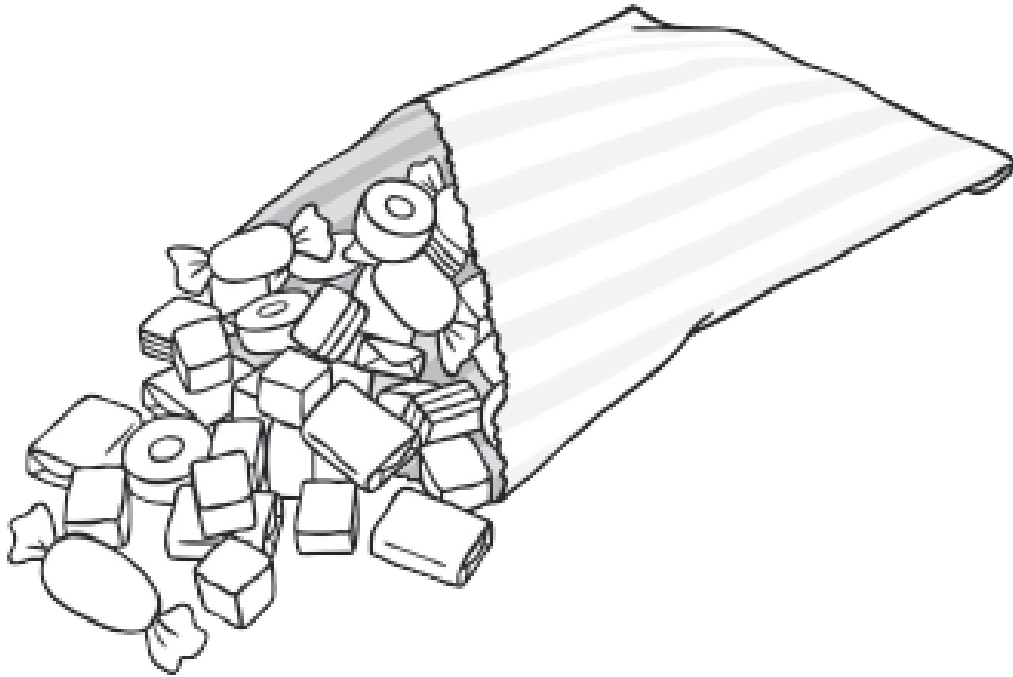
Draw a picture about the middle of the story and write two sentences.



Draw a picture about how the story ends and write two sentences.



I turned on the tap and sweets came out!



Option 1: You will need a family member for this activity. Stand 1 metre from them and pass a ball to them. The ball must bounce once between you and them. They will bounce the ball back to you and you need to catch it with both hands. When you have successfully passed and caught the ball, take a step back. Try to make 10 successful passes and catches in a row.

Option 2: You will need a family member for this activity. Stand 2 metres from them and kick the ball to them, keeping the ball on the ground. They will then kick the ball back to you. You need to stop the ball using your foot only. Do not stop it with your hands. When you have successfully kicked and stopped the ball, take a step back. Try to make 10 successful kicks and stops in a row.

Option 3: YouTube movement activity:

GoNoodle <https://www.youtube.com/user/GoNoodleGames>

Just Dance

<https://www.youtube.com/channel/UCOVIhde7N5uGDIFXXWWEbFQ/videos>

Missing Numbers

Fill in the missing numbers from these sections of hundred squares.



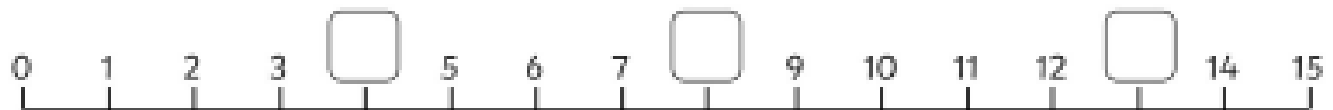
14	15		17
	25	26	

83		85	86
93			96

36	37	
		48
56	57	58

		10
18	19	20
28	29	

Fill in the missing numbers in these number lines.



Skip Counting by 10

+10

A horizontal number line with four square boxes. The first box on the left contains the number 0. Above the line, three curved arrows point from left to right, each spanning the distance between two adjacent boxes. The second, third, and fourth boxes are empty.

A horizontal number line with four square boxes. All four boxes are empty. Above the line, three curved arrows point from left to right, each spanning the distance between two adjacent boxes.

A horizontal number line with four square boxes. All four boxes are empty. Above the line, three curved arrows point from left to right, each spanning the distance between two adjacent boxes.

A horizontal number line with four square boxes. All four boxes are empty. Above the line, three curved arrows point from left to right, each spanning the distance between two adjacent boxes.

A horizontal number line with four square boxes. All four boxes are empty. Above the line, three curved arrows point from left to right, each spanning the distance between two adjacent boxes.

Domino Doubles Addition to 20

$$\begin{array}{|c|c|} \hline \bullet & \bullet \\ \hline \bullet & \bullet \\ \hline \end{array} + \begin{array}{|c|c|} \hline \bullet & \bullet \\ \hline \bullet & \bullet \\ \hline \end{array} = \square$$

$$\begin{array}{|c|c|} \hline \bullet & \bullet \\ \hline \bullet & \bullet \\ \hline \end{array} + \begin{array}{|c|c|} \hline \bullet & \bullet & \bullet \\ \hline \bullet & \bullet & \bullet \\ \hline \end{array} = \square$$

$$\begin{array}{|c|c|} \hline \bullet & \bullet & \bullet \\ \hline \bullet & \bullet & \bullet \\ \hline \end{array} + \begin{array}{|c|c|} \hline \bullet & \bullet & \bullet \\ \hline \bullet & \bullet & \bullet \\ \hline \end{array} = \square$$

$$\begin{array}{|c|c|} \hline \bullet & \bullet & \bullet & \bullet \\ \hline \bullet & \bullet & \bullet & \bullet \\ \hline \end{array} + \begin{array}{|c|c|} \hline \bullet & \bullet & \bullet & \bullet \\ \hline \bullet & \bullet & \bullet & \bullet \\ \hline \end{array} = \square$$

$$\begin{array}{|c|c|} \hline \bullet & \bullet \\ \hline \bullet & \bullet \\ \hline \end{array} + \begin{array}{|c|c|} \hline \bullet & \bullet & \bullet \\ \hline \bullet & \bullet & \bullet \\ \hline \end{array} = \square$$

$$\begin{array}{|c|c|} \hline \bullet & \bullet & \bullet \\ \hline \bullet & \bullet & \bullet \\ \hline \end{array} + \begin{array}{|c|c|} \hline \bullet & \bullet \\ \hline \bullet & \bullet \\ \hline \end{array} = \square$$

Weather Chance


Look at the pictures of the weather and decide if the chance sentences are true or false.



It will snow at the beach today. _____



It won't be wet and stormy. _____



It will be cold and snowy in the forest. _____



It might storm today. _____



It will be hot and humid in the snow. _____



It might rain in the desert. _____

Day 3 Handwriting

Bb Bb Bb Bb Bb Bb Bb Bb


Bb Bb Bb Bb Bb Bb Bb Bb

Bob the builder built a brick
house for the three bears.

Spelling Lists Year 1 and 2

Look and say	Look, say and write	Say and trace	Cover and write
be		be	
he		he	
me		me	
she		she	
we		we	

Friday



Reading

Choose a book from Storybox online.

Draw a picture about the beginning of the story and write two sentences about how the story started.



Draw a picture about the middle of the story and write two sentences.



Draw a picture about how the story ends and write two sentences.



We were walking in the woods, when we heard a...



Option 1: You will need a family member for this activity. Stand 1 metre from them and pass a ball to them. The ball must bounce once between you and them. They will bounce the ball back to you and you need to catch it with both hands. When you have successfully passed and caught the ball, take a step back. Try to make 10 successful passes and catches in a row.

Option 2: You will need a family member for this activity. Stand 2 metres from them and kick the ball to them, keeping the ball on the ground. They will then kick the ball back to you. You need to stop the ball using your foot only. Do not stop it with your hands. When you have successfully kicked and stopped the ball, take a step back. Try to make 10 successful kicks and stops in a row.

Option 3: YouTube movement activity:

GoNoodle <https://www.youtube.com/user/GoNoodleGames>

Just Dance

<https://www.youtube.com/channel/UCOVIhde7N5uGDIFXXWWEbFQ/videos>

Numbers Before, Between and After

Write the missing numbers:

Hint: not all patterns move by 1s and not all of them start at 1!

	6		8	9	10		12	13	14		16		18	19		
--	---	--	---	---	----	--	----	----	----	--	----	--	----	----	--	--

4			7	8		10	11	12		14		16		18		20
---	--	--	---	---	--	----	----	----	--	----	--	----	--	----	--	----

20		18		16		14		12	11	10			7			
----	--	----	--	----	--	----	--	----	----	----	--	--	---	--	--	--

25		23			20	19		17		15	14	13	12			
----	--	----	--	--	----	----	--	----	--	----	----	----	----	--	--	--

26		28		30		32	33	34		36		38		40		
----	--	----	--	----	--	----	----	----	--	----	--	----	--	----	--	--

10		30		50	60	70		90								
----	--	----	--	----	----	----	--	----	--	--	--	--	--	--	--	--

2		6		10	12	14				22		26	28			
---	--	---	--	----	----	----	--	--	--	----	--	----	----	--	--	--

	10		20	25	30		40			55	60		70	75		
--	----	--	----	----	----	--	----	--	--	----	----	--	----	----	--	--

Write the number between:

34		32
56		58
23		25
77		79

65		67
42		44
12		14
26		28

75		77
98		100
35		33
53		51

Write the number before:

	17
--	----

	67
--	----

	89
--	----

	78
--	----

Write the number after:

56	
----	--

45	
----	--

23	
----	--

98	
----	--

Count in twos



Count in fives



Count in tens



Name: _____

Doubles Plus One

Double it

$7 + 7 = \underline{\quad}$

$9 + 9 = \underline{\quad}$

$2 + \underline{\quad} = \underline{\quad}$

$3 + \underline{\quad} = \underline{\quad}$

$6 + \underline{\quad} = \underline{\quad}$

$4 + \underline{\quad} = \underline{\quad}$

$5 + \underline{\quad} = \underline{\quad}$

$10 + \underline{\quad} = \underline{\quad}$

Add 1 more

$7 + 8 = \underline{\quad}$

$9 + 10 = \underline{\quad}$

$2 + 3 = \underline{\quad}$

$3 + 4 = \underline{\quad}$

$6 + 7 = \underline{\quad}$

$4 + 5 = \underline{\quad}$

$5 + 6 = \underline{\quad}$

$10 + 11 = \underline{\quad}$

Write the double facts and the double plus one problem for each number.

	Double fact	Double +1
8	$\underline{\quad} + \underline{\quad} =$	$\underline{\quad} + \underline{\quad} =$
12	$\underline{\quad} + \underline{\quad} =$	$\underline{\quad} + \underline{\quad} =$
20	$\underline{\quad} + \underline{\quad} =$	$\underline{\quad} + \underline{\quad} =$

Day 4 Handwriting

Dd Dd Dd Dd Dd Dd Dd Dd

Dd Dd Dd Dd Dd Dd Dd Dd

Daisy and Donald Duck

danced on the frozen pond.

Spelling Lists Year 1 and 2

Look and say	Look, say and write	Say and trace	Cover and write
no		no	
come		come	
some		some	
one		one	
once		once	