








3-6 Green
Remote learning pack
Term 3 Week 8, 2021

3-6 Green remote learning timetable – Term 3, Week 8

TERM 3 WEEK 8	Monday 30 th August	Tuesday 31 st August	Wednesday 1 st September	Thursday 2 nd September	Friday 3 rd September
<p>Morning routine</p>  <p>Remember:</p> <p>Links to songs and videos are on the 3-6 Green remote learning page on the school website</p> <p>https://lethbridpkp.schools.nsw.gov.au/</p>	<p>Good morning 3-6 Green!</p> <p>- Sing the songs:</p> <ul style="list-style-type: none"> * Good Morning Song for Kids * Phonics Song 2 <p>- What zone are you in today?</p> <p>Are you in the green, blue, yellow or red zone?</p> <p>- What is the date today?</p> <p>Look at the calendar (go to the page with the August calendar).</p> <p>What is the day? ____</p> <p>What is the date? ____</p> <p>What is the month? ____</p> <p>What is the year? ____</p> <p>Say aloud: today is ____ (name of day), the ____ (date) of ____ (month) ____ (year).</p> <p>- What is the weather today?</p> <p>Is it sunny, cloudy, rainy, foggy, stormy, hot or cold?</p> <p>- Sight words practise:</p> <ul style="list-style-type: none"> * Oxford Sight Words – Mauve Words 71-80 * Oxford Sight Words – Purple Words 81-90 	<p>Good morning 3-6 Green!</p> <p>- Sing the songs:</p> <ul style="list-style-type: none"> * Good Morning Song for Kids * Opposites Song <p>- What zone are you in today?</p> <p>Are you in the green, blue, yellow or red zone?</p> <p>- What is the date today?</p> <p>Look at the calendar (go to the page with the August calendar).</p> <p>What is the day? ____</p> <p>What is the date? ____</p> <p>What is the month? ____</p> <p>What is the year? ____</p> <p>Say aloud: today is ____ (name of day), the ____ (date) of ____ (month) ____ (year).</p> <p>- What is the weather today?</p> <p>Is it sunny, cloudy, rainy, foggy, stormy, hot or cold?</p> <p>- Sight words practise:</p> <ul style="list-style-type: none"> * Oxford Sight Words – Mauve Words 71-80 * Oxford Sight Words – Purple Words 81-90 	<p>Good morning 3-6 Green!</p> <p>- Sing the songs:</p> <ul style="list-style-type: none"> * Good Morning Song for Kids * Phonics Song 2 <p>- What zone are you in today?</p> <p>Are you in the green, blue, yellow or red zone?</p> <p>- What is the date today?</p> <p>Look at the calendar (go to the page with the September calendar).</p> <p>What is the day? ____</p> <p>What is the date? ____</p> <p>What is the month? ____</p> <p>What is the year? ____</p> <p>Say aloud: today is ____ (name of day), the ____ (date) of ____ (month) ____ (year).</p> <p>- What is the weather today?</p> <p>Is it sunny, cloudy, rainy, foggy, stormy, hot or cold?</p> <p>- Sight words practise:</p> <ul style="list-style-type: none"> * Oxford Sight Words – Mauve Words 71-80 * Oxford Sight Words – Purple Words 81-90 	<p>Good morning 3-6 Green!</p> <p>- Sing the songs:</p> <ul style="list-style-type: none"> * Good Morning Song for Kids * Opposites Song <p>- What zone are you in today?</p> <p>Are you in the green, blue, yellow or red zone?</p> <p>- What is the date today?</p> <p>Look at the calendar (go to the page with the September calendar).</p> <p>What is the day? ____</p> <p>What is the date? ____</p> <p>What is the month? ____</p> <p>What is the year? ____</p> <p>Say aloud: today is ____ (name of day), the ____ (date) of ____ (month) ____ (year).</p> <p>- What is the weather today?</p> <p>Is it sunny, cloudy, rainy, foggy, stormy, hot or cold?</p> <p>- Sight words practise:</p> <ul style="list-style-type: none"> * Oxford Sight Words – Mauve Words 71-80 * Oxford Sight Words – Purple Words 81-90 	<p>Good morning 3-6 Green!</p> <p>- Sing the songs:</p> <ul style="list-style-type: none"> * Good Morning Song for Kids * Phonics Song 2 <p>- What zone are you in today?</p> <p>Are you in the green, blue, yellow or red zone?</p> <p>- What is the date today?</p> <p>Look at the calendar (go to the page with the September calendar).</p> <p>What is the day? ____</p> <p>What is the date? ____</p> <p>What is the month? ____</p> <p>What is the year? ____</p> <p>Say aloud: today is ____ (name of day), the ____ (date) of ____ (month) ____ (year).</p> <p>- What is the weather today?</p> <p>Is it sunny, cloudy, rainy, foggy, stormy, hot or cold?</p> <p>- Sight words practise:</p> <ul style="list-style-type: none"> * Oxford Sight Words – Mauve Words 71-80 * Oxford Sight Words – Purple Words 81-90
<p>English – reading</p> 	<p>Wushka:</p> <p>Click the Wushka app on your iPad or sign into the Wushka website on your device. Go to https://wushka.com.au</p> <p>Choose and read ONE (1) of the books assigned to you.</p> 	<p>EpicBooks:</p> <p>Sign into the EpicBooks website on your device. Go to www.getepic.com/students</p> <p>The class code to sign in is ric1039. Read your choice of book for 10 minutes.</p> 	<p>Wushka:</p> <p>Sign into the Wushka website on your device or click the Wushka app on your iPad. Go to https://wushka.com.au</p> <p>Choose ONE (1) of the books allocated to you.</p> 	<p>EpicBooks:</p> <p>Sign into the EpicBooks website on your device. Go to www.getepic.com/students</p> <p>The class code to sign in is ric1039. Read your choice of book for 10 minutes.</p> 	<p>Wushka:</p> <p>Sign into the Wushka website on your device or click the Wushka app on your iPad. Go to https://wushka.com.au</p> <p>Choose ONE (1) of the books allocated to you.</p> 

English – spelling



Spelling words:

Go to the page called **spelling**. Find the **word sort** with your name on it. Find the **spelling list** with your name on it.

Go to the **school website** and find your **word work video** from Mrs Moon:

- * Word work – Hunter
- * Word work – Sarah
- * Word work – April
- * Word work – Alex, Caitlynn, Stanley, Mia, Ben, Kaelum and Ethan
- * Word work – Jonathan, Shayleigh and Daniel
- * Word work – Chloe
- * Word work – TJ and Scott

Listen to Mrs Moon read the words. Watch Mrs Moon cut up her words and sort them.

Your turn –

1) Cut up your words




2) Say your words



3) Sort your words like Mrs Moon and take a photo for Seesaw



Boggle:

Go to the **Boggle** activity on Seesaw. How many words can you make? Type them. 



Spelling words:

Get your **word sort** from your pack. Get your **spelling list**.

Go to the **school website** and find your **word work video** from Mrs Moon:

- * Word work – Hunter
- * Word work – Sarah
- * Word work – April
- * Word work – Alex, Caitlynn, Stanley, Mia, Ben, Kaelum and Ethan
- * Word work – Jonathan, Shayleigh and Daniel
- * Word work – Chloe
- * Word work – TJ and Scott

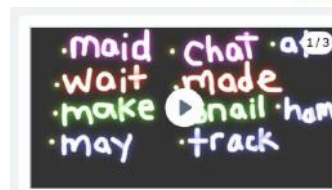
Listen to Mrs Moon read the words. Watch Mrs Moon cut up her words and sort them.


Your turn –

1) Sort your words and take a photo




2) Write your words on Seesaw – Glow Spelling



3) Read your words 

Boggle:

Go to the **Boggle** activity on Seesaw. How many words can you make? Type them. 



Spelling words:

Get your **word sort** from your pack. Get your **spelling list**.

Go to the **school website** and find your **word work video** from Mrs Moon:

- * Word work – Hunter
- * Word work – Sarah
- * Word work – April
- * Word work – Alex, Caitlynn, Stanley, Mia, Ben, Kaelum and Ethan
- * Word work – Jonathan, Shayleigh and Daniel
- * Word work – Chloe
- * Word work – TJ and Scott

Listen to Mrs Moon read the words. Watch Mrs Moon cut up her words and sort them.


Your turn –














1) Sort your words and take a photo





2) Write your words on Seesaw – Rainbow Spelling



3) Read your words 

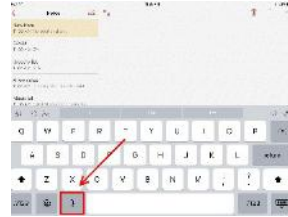
<p>English – handwriting</p> 	<p>Fun fact handwriting: You have now practised all letters in lowercase and uppercase form, as well as all 10 numbers.</p> <p>** Watch Miss Lamas' teaching videos on the school website if you need a refresher on how to form the letters correctly.</p> <p>Go to the fun fact handwriting – Monday page. Practise your handwriting. Take a  and post it on Seesaw.</p> 	<p>Fun fact handwriting: You have now practised all letters in lowercase and uppercase form, as well as all 10 numbers.</p> <p>** Watch Miss Lamas' teaching videos on the school website if you need a refresher on how to form the letters correctly.</p> <p>Go to the fun fact handwriting – Tuesday page. Practise your handwriting. Take a  and post it on Seesaw.</p> 	<p>Fun fact handwriting: You have now practised all letters in lowercase and uppercase form, as well as all 10 numbers.</p> <p>** Watch Miss Lamas' teaching videos on the school website if you need a refresher on how to form the letters correctly.</p> <p>Go to the fun fact handwriting – Wednesday page. Practise your handwriting. Take a  and post it on Seesaw.</p> 	<p>Fun fact handwriting: You have now practised all letters in lowercase and uppercase form, as well as all 10 numbers.</p> <p>** Watch Miss Lamas' teaching videos on the school website if you need a refresher on how to form the letters correctly.</p> <p>Go to the fun fact handwriting – Thursday page. Practise your handwriting. Take a  and post it on Seesaw.</p> 	<p>Fun fact handwriting: You have now practised all letters in lowercase and uppercase form, as well as all 10 numbers.</p> <p>** Watch Miss Lamas' teaching videos on the school website if you need a refresher on how to form the letters correctly.</p> <p>Go to the fun fact handwriting – Friday page. Practise your handwriting. Take a  and post it on Seesaw.</p> 
<p>Brain break</p> 	<p>Go to the school website. Choose TWO (2) Go Noodle videos to get your heart pumping!</p> <p>GoNoodle</p>	<p>Go to the school website. Choose TWO (2) Go Noodle videos to get your heart pumping!</p> <p>GoNoodle</p>	<p>Go to the school website. Choose TWO (2) Go Noodle videos to get your heart pumping!</p> <p>GoNoodle</p>	<p>Go to the school website. Choose TWO (2) Go Noodle videos to get your heart pumping!</p> <p>GoNoodle</p>	<p>Go to the school website. Choose TWO (2) Go Noodle videos to get your heart pumping!</p> <p>GoNoodle</p>
<p>English – writing</p> 	<p>Roll a silly sentence: Go to the school website. Watch the video called roll a silly sentence. Watch how Mrs Moon builds her sentence.</p>	<p>Independent writing: Go to the school website. Watch the video called how to use voice to text.</p>	<p>Roll a silly sentence: Go to the school website. Watch the video called roll a silly sentence. Watch how Mrs Moon builds her sentence.</p>	<p>Independent writing: Go to the school website. Watch the video called how to use voice to text.</p>	<p>Roll a silly sentence: Go to the school website. Watch the video called roll a silly sentence. Watch how Mrs Moon builds her sentence.</p>

Go to the page called **Roll a Silly Sentence**. Roll the dice in your pack and use the numbers to help you build your sentence. Write 5 sentences on the lined paper. E.g. I rolled the numbers 1, 6 and 1. My sentence is: My baby sister dropped the mashed potatoes on my toes. Take a  and post it on Seesaw. 

Roll #1	Roll #2	Roll #3
My baby sister	was barking loudly	as my toes.
Grandma	was playing with a rattle	in the backyard.
The little puppy	just the Christmas cards	in the playpen.
His big brother	was wrapping Christmas gifts	in the mailbox.
Her best friend	was singing Christmas songs	as the kitchen floor.
The cheerful mailbox	dropped the mashed potatoes	near the beautiful tree.

Lined writing area for the first column.

1. Use **voice to text** on your iPad to record your sentence.



2. Copy your sentence and write it on the lined paper.



Lined writing area for the second column.

Hunter, Sarah, April, Alex:
What did you do on the weekend?
Record and write **2 sentences**.

Chloe, Stanley, Mia, Ethan, Ben, Kaelum, Shayleigh, Scott and Caitlynn:
What did you do on the weekend?
Record and write **3 sentences**.

TJ, Jonathan and Daniel:
What did you do on the weekend?
Record and write **4 sentences**.
Use joining words like 'and' and 'because'.

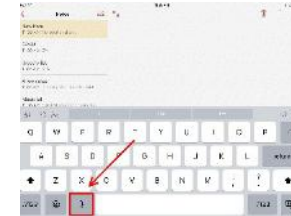
Go to the **school website**. Watch the video called **self-assessing my writing**. Check your work just like Miss

Go to the page called **Roll a Silly Sentence**. Roll the dice in your pack and use the numbers to help you build your sentence. Write 5 sentences on the lined paper. E.g. I rolled the numbers 1, 6 and 1. My sentence is: My baby sister dropped the mashed potatoes on my toes. Take a  and post it on Seesaw. 

Roll #1	Roll #2	Roll #3
My baby sister	was barking loudly	as my toes.
Grandma	was playing with a rattle	in the backyard.
The little puppy	just the Christmas cards	in the playpen.
His big brother	was wrapping Christmas gifts	in the mailbox.
Her best friend	was singing Christmas songs	as the kitchen floor.
The cheerful mailbox	dropped the mashed potatoes	near the beautiful tree.

Lined writing area for the second column.

1. Look at the picture. What can you see? What is happening? Think about who, what, when and where to describe the picture.
2. Use **voice to text** on your iPad to record your sentence.



3. Copy your sentence and write it on the lines.



Write 3 sentences about what you can see in this picture. (Think about who, what, where and when)



Lined writing area for the third column.

Hunter, Sarah, April, Alex:
Record and write **2 sentences**.

Chloe, Stanley, Mia, Ethan, Ben, Kaelum, Shayleigh, Scott and Caitlynn:
Record and write **3 sentences**.






























TJ, Jonathan and Daniel:
Record and write **4 sentences**.

Go to the **school website**. Watch the video called **self-assessing my writing**. Check your work just like Miss

Go to the page called **Roll a Silly Sentence**. Roll the dice in your pack and use the numbers to help you build your sentence. Write 5 sentences on the lined paper. E.g. I rolled the numbers 1, 6 and 1. My sentence is: My baby sister dropped the mashed potatoes on my toes. Take a  and post it on Seesaw. 

Roll #1	Roll #2	Roll #3
My baby sister	was barking loudly	as my toes.
Grandma	was playing with a rattle	in the backyard.
The little puppy	just the Christmas cards	in the playpen.
His big brother	was wrapping Christmas gifts	in the mailbox.
Her best friend	was singing Christmas songs	as the kitchen floor.
The cheerful mailbox	dropped the mashed potatoes	near the beautiful tree.

Lined writing area for the third column.

		<p>Lamas. Do you have a capital letter, finger space and full stop?</p> <p>Take a  and post it on Seesaw. </p>		<p>Lamas. Do you have a capital letter, finger space and full stop?</p> <p>Take a  and post it on Seesaw. </p>	
<p>English – sight words</p> 	<p>Sight words: Go to the page called sight words. Find your sight word list.</p> <p>Go to the school website and find your sight words video from Mrs Moon.</p> <p>Listen to Mrs Moon reading the words and say them with her. Listen to Mrs Moon saying her word in a sentence.</p> <p>Build it, write it, say it </p>  <p>1) Build your words with the letters 2) Write your words  3) Read your words </p>	<p>Unicorn sight word game: Click on the unicorn race board game – sight words activity in Seesaw. </p> <ol style="list-style-type: none"> 1. Watch Miss Lamas' video and listen to her explain the game and read the sight words. 2. Decide who will be the yellow counter. Decide who will play as the orange counter. 3. Player 1 rolls the dice and moves their counter. 4. Read  the sight word. 5. If a player lands on a heart or star, he loses his next turn. 6. Take turns rolling and reading the words until someone reaches the rainbow and is declared the winner. 	<p>Sight words: Go to the page called sight words. Find your sight word list.</p> <p>Go to the school website and find your sight words video from Mrs Moon.</p> <p>Listen to Mrs Moon reading the words and say them with her. Listen to Mrs Moon saying her word in a sentence.</p> <p>Sight words </p>  <p>1) Write your words on Seesaw 2) Read your words  3) Ask an adult to help you write your words in a sentence 4) Read your sentences </p>	<p>Unicorn sight word game: Click on the unicorn race board game – sight words activity in Seesaw. </p> <ol style="list-style-type: none"> 1. Watch Miss Lamas' video and listen to her explain the game and read the sight words. 2. Decide who will be the yellow counter. Decide who will play as the orange counter. 3. Player 1 rolls the dice and moves their counter. 4. Read  the sight word. 5. If a player lands on a heart or star, he loses his next turn. 6. Take turns rolling and reading the words until someone reaches the rainbow and is declared the winner. 	<p>Sight words: Go to the page called sight words. Find your sight word list.</p> <p>Go to the school website and find your sight words video from Mrs Moon.</p> <p>Listen to Mrs Moon reading the words and say them with her. Listen to Mrs Moon saying her word in a sentence.</p> <p>Read it, build it, write it </p>  <p>1) Build your words with the letters 2) Write your words  3) Read your words </p>
<p>Crunch and Sip</p> 	<p>Eat fruit or vegetables. Drink a cup of water. Go to Seesaw and find your BTN activity. Listen to the news story.</p> 	<p>Eat fruit or vegetables. Drink a cup of water. Listen to Mrs Moon read a story on Seesaw.</p> 	<p>Eat fruit or vegetables. Drink a cup of water. Go to Seesaw and find your BTN activity. Listen to the news story.</p> 	<p>Eat fruit or vegetables. Drink a cup of water. Listen to Mrs Moon read a story on Seesaw.</p> 	<p>Eat fruit or vegetables. Drink a cup of water. Go to Seesaw and find your BTN activity. Listen to the news story.</p> 

Mathematics - number




Go to the school website.


Choose **ONE (1) Numberock video** to sing along to:
3D shapes song or **months of the year song**



Go to the school website.


Watch the video called **more and less dice game**. Watch Miss Lamas demonstrate how to complete this activity before you have a turn.

Grab your **two dice**  from your pack. Roll them. Record your numbers on the worksheet called **more and less**. Record your rolled number in the middle box. Then write the numbers that are 1 more, 1 less, 10 more and 10 less. Use your hundreds chart if you need extra support.



Take a  and post it on Seesaw. 

Number warm up:

Log onto **Mathletics**  and play Live Mathletics. Practise your friends of ten by racing other people. **Play for 10 minutes.**




Go to the school website.

Watch the video called **fractions – halves and quarters**. Listen to Miss Lamas use counters to explain what the symbols $\frac{1}{2}$ and $\frac{1}{4}$ mean.

Fractions and decimals:

Hunter, April, Mia, Ethan, Shayleigh, Caitlynn, Sarah, Alex, Stanley:

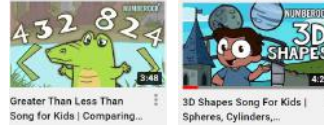
Go to the worksheets called **halves of shapes** and **fractions – halves of groups**. Complete them. Use your counters if you need extra support.



Take a  and post it on Seesaw. 


Go to the school website.

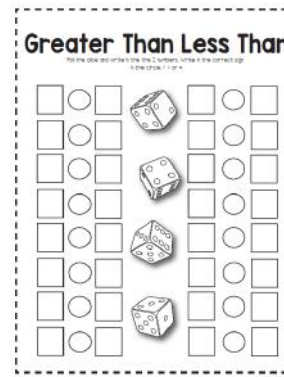
Choose **ONE (1) Numberock video** to sing along to:
Greater than less than song or **3D shapes song**



Go to the school website.


Watch the video called **greater than less than dice game**. Listen to Miss Lamas explain what the words greater than and less than mean. Watch Miss Lamas play the game before you play.

Grab your **two dice**  from your pack. Roll the dice. Record your numbers on the worksheet called **greater than less than**. Use the **< symbol** for numbers smaller than and the **> symbol** for numbers greater than.



Take a  and post it on Seesaw. 

Number warm up:

Log onto **Mathletics**  and play Live Mathletics. Practise your friends of ten by racing other people. **Play for 10 minutes.**






Go to the school website.

Watch the video called **fractions – halves and quarters**. Listen to Miss Lamas use counters to explain what the symbols $\frac{1}{2}$ and $\frac{1}{4}$ mean.

Fractions and decimals:

Hunter, April, Mia, Ethan, Shayleigh, Caitlynn, Sarah, Alex, Stanley:

Fractions object hunt 
 1. Click on the Seesaw activity called **fractions object hunt**.
 2. Find 8 objects in your house.
 3. Take photos of them. 
 4. Use the  tool to show half. Colour half of the object in.



1/9


Go to the school website.


Choose **ONE (1) Numberock video** to sing along to:
Greater than less than song or **months of the year song**



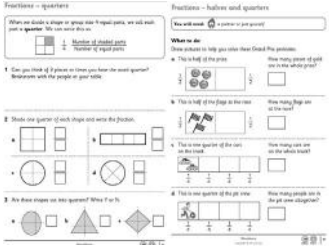










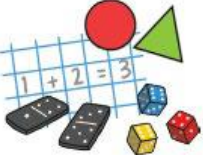










Go to the school website.

Watch the video called **more and less dice game**. Watch Miss Lamas demonstrate how to complete this activity before you have a turn.


Grab your **two dice**  from your pack. Roll them. Record your numbers on the worksheet called **more and less**. Record your rolled number in the middle box. Then write the numbers that are 1 more, 1 less, 10 more and 10 less. Use your hundreds chart if you need extra support.




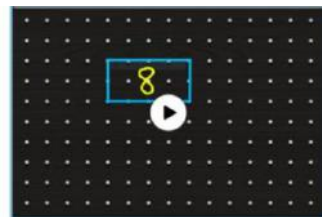
Take a  and post it on Seesaw. 

		<p>Fractions and decimals: Daniel, Chloe, Ben, Kaelum, Scott, TJ, Jonathan:</p> <p>Go to the worksheets called fractions – quarters and fractions – halves and quarters. Complete the worksheets.</p>  <p>Take a  and post it on Seesaw. </p>	<p>Look at the posters if you need more help.</p>  	<p>Fractions and decimals: Daniel, Chloe, Ben, Kaelum, Scott, TJ, Jonathan:</p> <p>Fractions object hunt </p> <ol style="list-style-type: none"> Click on the Seesaw activity called fractions object hunt. Find 8 objects in your house. Take photos of them.  Use the  tool to show half. Colour half of the object in. Use the  tool to show one quarter. Colour one quarter of the object in. 	
<p>Brain break</p> 	<p>Go to the school website. Choose TWO (2) Go Noodle videos to get your heart pumping!</p> <p>GoNoodle</p>	<p>Go to the school website. Choose TWO (2) Go Noodle videos to get your heart pumping!</p> <p>GoNoodle</p>	<p>Go to the school website. Choose TWO (2) Go Noodle videos to get your heart pumping!</p> <p>GoNoodle</p>	<p>Go to the school website. Choose TWO (2) Go Noodle videos to get your heart pumping!</p> <p>GoNoodle</p>	<p>Go to the school website. Choose TWO (2) Go Noodle videos to get your heart pumping!</p> <p>GoNoodle</p>
<p>Mathematics – Measurement</p> 	<p>3D space:</p> <p>Click on the 3D shapes  Numberock video in Seesaw</p> <p>2D and 3D hunt Seesaw activity </p> <ol style="list-style-type: none"> Click on the Seesaw activity called 2D and 3D hunt. Use the T tool to list 3 things you see in your classroom or house. 	<p>Area: </p> <p>Area – Geoboard Seesaw activity</p> <ol style="list-style-type: none"> Click on the Seesaw activity called area – geoboard. Watch Miss Lamas' video example on Seesaw before you start. Click ... and select . Use the line function to help you make your shape. Calculate the area. Use . 	<p>3D space:</p> <p>Hunter, April, Mia, Ethan, Shayleigh, Caitlynn, Sarah, Alex, Ben, Kaelum, Stanley:</p> <p>3D object sort Seesaw activity </p> <ol style="list-style-type: none"> Use the  tool to drag the 3D objects to the box. 	<p>Area:</p> <p>Block letter name</p> 	<p>3D space:</p> <p>3D shape sort Seesaw activity </p> <ol style="list-style-type: none"> Click the  tool to drag the 3D shapes into the correct column.

- List 3 things in each category.
- You should have found a total of 24 things at the end of your activity.



- and write the area inside your shape.
- Draw and calculate the area of 5 shapes.



Daniel, Chloe, Scott, TJ, Jonathan:

3D object hunt Seesaw activity

- Click on the Seesaw activity called **3D object hunt**.
- Find 3D objects around your home.
- Click the button and take a photo of the 3D object you found.
- Use the tool to trace the edges of the 3D object.
- Use the to share what shapes you found.
- Find 5 objects and repeat steps 1-3.



- Colour the boxes to write your name or initials on the graph paper.



- Count the squares inside each letter to calculate the area.
- Record the area occupied at the bottom of the page as follows: Area = ____ squares.



Geography with Ms Dalton



N/A

N/A

Go to the Seesaw activity called **lesson 4: how do people use the natural environment?**

- Watch Ms Dalton's video.
- Complete the Seesaw activity.

N/A

N/A



Geography Lesson 4: How do people use the natural environment?

Watch the video about mining: <https://www.inquisitive.com/video/68-mine-truck>

Research what is mined in Australia using the link below.

<https://www.ga.gov.au/education/classroom-resources/minerals-energy/australian-minerals-facts>

What is mined in Australia? (Name 5 things)

Renewable energy is a natural resource that is better for the environment and won't run out. Watch the following videos and then write 3 facts about each of the renewable energies below.

Solar energy: <https://www.youtube.com/watch?v=1c1dH8v0v0M>

Wind energy: <https://www.youtube.com/watch?v=1c1dH8v0v0M>

Hydro energy: <https://www.fun4kids.com/learn/energy/sources/hydroelectric-power-energy-source-fact-file/>

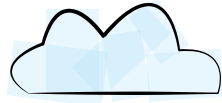
Can you find any other renewable energies? What are they?

Mindfulness

Extras: mindfulness booklet.

Attached to back of your work pack are calm, mindfulness activities you may wish to do as a break or once you have finished your work. These are an option.





August

2021









SUNDAY	MONDAY	TUESDAY	WEDNESDAY	THURSDAY	FRIDAY	SATURDAY
1 Weekend	2 Hunter's birthday	3	4	5	6	7 Weekend
8 Weekend	9	10	11	12	13	14 Weekend
15 Weekend	16	17	18	19	20	21 Weekend
22 Weekend	23	24	25	26	27 Miss Lamas' birthday	28 Weekend
29 Weekend	30	31	1	2	3	4

September 2021

<i>Sunday</i>	<i>Monday</i>	<i>Tuesday</i>	<i>Wednesday</i>	<i>Thursday</i>	<i>Friday</i>	<i>Saturday</i>
			<i>1</i>	<i>2</i>	<i>3</i>	<i>4</i> Weekend
<i>5</i> Weekend	<i>6</i>	<i>7</i>	<i>8</i>	<i>9</i>	<i>10</i>	<i>11</i> Weekend Chloe's birthday
<i>12</i> Weekend	<i>13</i>	<i>14</i>	<i>15</i>	<i>16</i>	<i>17</i>	<i>18</i> Weekend
<i>19</i> Weekend	<i>20</i>	<i>21</i>	<i>22</i>	<i>23</i>	<i>24</i>	<i>25</i> Weekend
<i>26</i> Weekend	<i>27</i>	<i>28</i>	<i>29</i>	<i>30</i>		


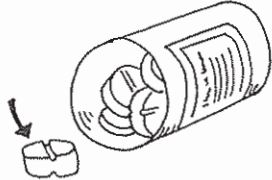

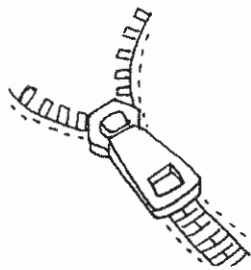



Spelling word sort - Hunter

SORT 7 AD and AN Word Families

fan	dad	pan
sad	man	pad
van	mad	can
		
		
		


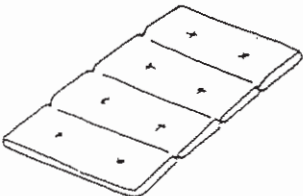


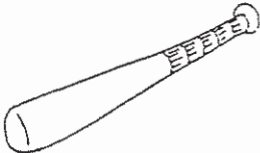




Spelling word sort - Sarah

SORT 12 IG, IP, and ILL Word Families

pig	pill	wig
lip	mill	hill
dig	zip	rip
		
		
		

Spelling word sort - April



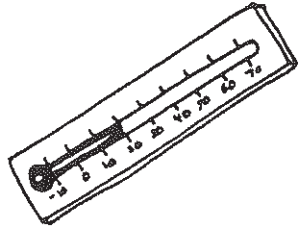




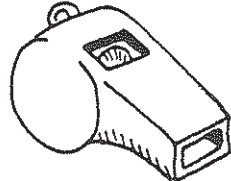

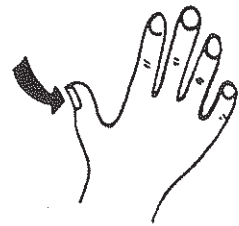
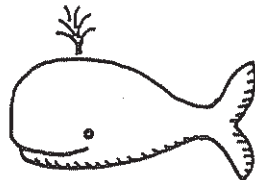



SORT 6 AT Word Families

cat	mat	hat
rat	bat	fat
sat	pat	bat
		
		
		

Words Their Way: Word Sorts for Letter Name-Alphabetic Spellers ©2004 by Prentice Hall, Inc.



















Spelling word sort - Alex, Caitlynn, Stanley, Mia, Ben, Kaelum, Ethan

SORT 16 TH, and WH Digraphs

th 	wh 	
		
		
13		
		
		

Spelling word sort - Jonathan, Shayleigh and Daniel



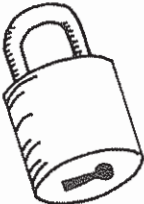





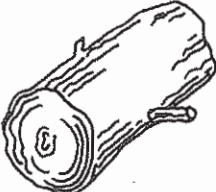








SORT 19 SP, SK, and SM Blends

sp 	sk 	sm 
		
		
		
		
		

Words Their Way: Word Sorts for Letter Name-Alphabetic Spellers ©2004 by Prentice Hall, Inc.

Spelling word sort - Chloe








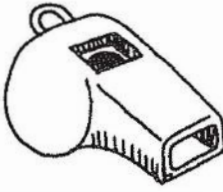



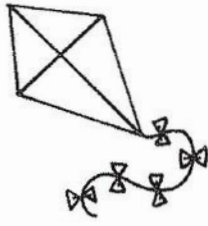
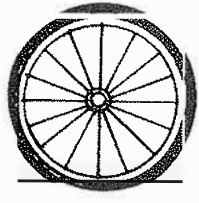





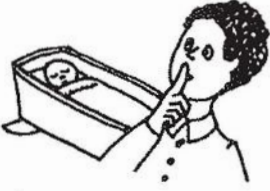



SORT 21 P, L, and PL Blends

p 	l 	pl $2+1=3$
		
		
		
		
	$2+2=4$ 	

Words Their Way: Word Sorts for Letter Name-Alphabetic Spellers ©2004 by Prentice Hall, Inc.

Spelling word sort - TJ and Scott

SORT 26 K, WH, QU, and TW

wh 	qu 	tw 	k 
	12		
			
?		20	
 			
			

Spelling list - Hunter

<i>ad</i>	<i>an</i>
<i>Dad</i>	<i>Fan</i>
<i>Sad</i>	<i>Pan</i>
<i>Pad</i>	<i>Man</i>
<i>Mad</i>	<i>Van</i>
	<i>Can</i>

Spelling list - Sarah

<i>ip</i>	<i>ig</i>	<i>ill</i>
<i>Lip</i>	<i>Pig</i>	<i>Pill</i>
<i>Zip</i>	<i>Wig</i>	<i>Mill</i>
<i>Rip</i>	<i>Dig</i>	<i>Hill</i>

Spelling list - April

<i>at</i>
<i>Cat</i>
<i>Mat</i>
<i>Hat</i>
<i>Rat</i>
<i>Bat</i>
<i>Fat</i>
<i>Sat</i>
<i>Pat</i>
<i>Bat</i>

Spelling list - Alex, Caitlynn, Stanley, Mia, Ben, Kaeulm, Ethan

<i>th</i>	<i>wh</i>
Thermos	Whip
Thief	Wheelbarrow
Thirteen	Whistle
Thumb	Whisker
Thermometer	Whale
Thorn	Wheel
Think	Wheat
	Whisper

Spelling list - Jonathan, Shayleigh, Daniel

<i>sp</i>	<i>sk</i>	<i>sm</i>
Speech	Ski	Smell
Spoon	Skull	Smock
Spear	Skirt	Smoke
Spill	Skeleton	
Sponge	Skip	
	Skunk	
	Skateboard	

Spelling list - Chloe

<i>p</i>	<i>l</i>	<i>pl</i>
Pair	Lock	Plug
Pin	Log	Plum
Pie	Leaf	Plant
Pan	Letter	Pliers
		Plate
		Plane
		Plus

Spelling list - TJ, Scott

<i>wh</i>	<i>qu</i>	<i>tw</i>	<i>k</i>
Whip	Quack	Twelve	King
Whistle	Quarter	Twin	Kite
Whisper	Question	Twelve	Kick
Wheel	Quiet		Key
Whale	Queen		Kitten
Wheelbarrow			
Whisker			

Fun fact handwriting – Monday

Today is Monday the 30th
of August 2021. Did you
know? It is impossible to
lick your own elbow. Try
it. Could you do it?



Self-assessing my handwriting

I had both feet flat on the floor



I sat up straight with a tall back



I used my neatest handwriting



Fun fact handwriting – Tuesday

Today is Tuesday the 31st
of August 2021. Did you
know? About 70% of an
adult's body is water.



Self-assessing my handwriting

I had both feet flat on the floor



I sat up straight with a tall back



I used my neatest handwriting



Fun fact handwriting – Wednesday

Today is Wednesday the 1st
of September 2021. Did
you know? Dogs can smell
100,000 times better than
humans.



Self-assessing my handwriting

I had both feet flat on the floor



I sat up straight with a tall back



I used my neatest handwriting



Fun fact handwriting - Thursday

Today is Thursday the 2nd
of September 2021. Did
you know? When you grow
up you'll have 32 teeth.



Self-assessing my handwriting

I had both feet flat on the floor



I sat up straight with a tall back



I used my neatest handwriting



Fun fact handwriting – Friday

Today is Friday the 3rd
of September 2021. Did
you know? A lightning bolt
is five times hotter than the
sun.



Self-assessing my handwriting

I had both feet flat on the floor



I sat up straight with a tall back



I used my neatest handwriting

















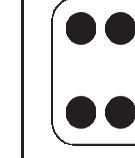
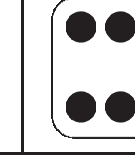



Name: _____


Rolling & Writing Silly Sentences


Christmas

Roll the die three times. Each time, write the phrase that matches the number on the die to form a complete sentence on the recording sheet. Continue until you have six complete sentences. Read your sentences to a friend. Draw and color a picture to illustrate two of your sentences.

Roll #1		Roll #2		Roll #3	
	My baby sister		was barking loudly		on my toes.
	Grandma		was playing with a rattle		in the backyard.
	The little puppy		put the Christmas cards		in the playpen.
	His big brother		was wrapping Christmas gifts		in the mailbox.
	Her best friend		was singing Christmas carols		on the kitchen floor.
	The cheerful mailman		dropped the mashed potatoes		near the beautiful tree.







Sight Words

Daniel - sight words
Week 8 and 9

Australia
Torres Strait
island
mountain
indigenous

Ethan - sight words
Week 8 and 9

for
her
at
day
with

Kaelum - sight words
Week 8 and 9

after
what
them
two
some

Shayleigh - sight words
Week 8 and 9

could
about
played
people
down

April - sight words
Week 8 and 9

had
her
day
up
his

Hunter - sight words
Week 8 and 9

the
and
was
he
they

Mia - sight words
Week 8 and 9

saw
came
get
what
not

Ben - sight words
Week 8 and 9

people
didn't
friends
would
once

Scott - sight words
Week 8 and 9

want
where
asked
find
woke

Chloe - sight words
Week 8 and 9

when
one
were
for
her

Stanley - sight words
Week 8 and 9

people
were
time
called
after

Sarah - sight words
Week 8 and 9

her
all
his
go
was

TJ - sight words
Week 8 and 9

drove
giant
hear
protect
safe

Caitlynn - sight words
Week 8 and 9


really
first
again
know
other

Jonathan - sight words
Week 8 and 9


count
difference
groups
multiply
divide

Alex - sight words
Week 8 and 9

really
know
lived
who
morning



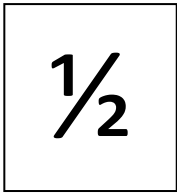
More and Less



Roll one die and write the number in the middle box. Fill in the numbers for 10 more, 10 less, 1 more, and 1 less.


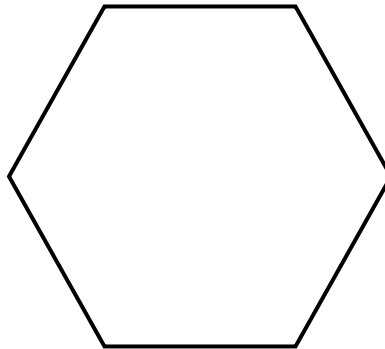
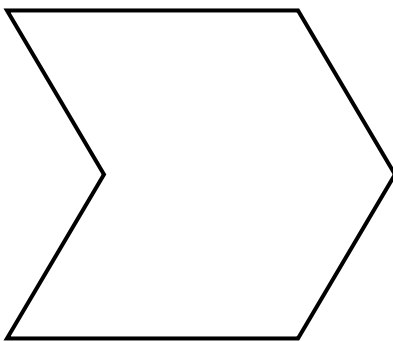
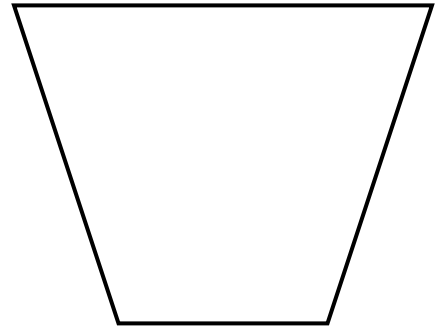
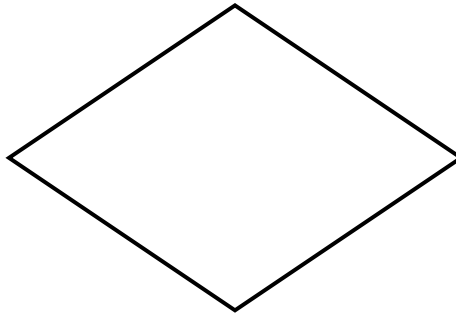

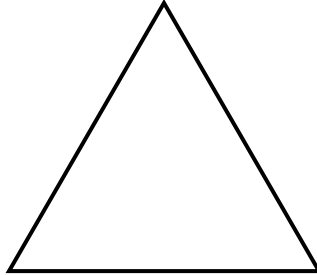

Name

Date



HALVES OF SHAPES SHEET 1

Shade in a half of each of the shapes below.



Remember – when you halve a shape, you split it into two **equal** parts.



Free Math Sheets, Math Games and Math Help


MATH-SALAMANDERS.COM

Fractions – halves of groups

We can also have halves of groups.


There are 6 cakes on the plate.

Half of this is 3 cakes.




1 Find and circle half of each group.

a



One half of 8 is _____.

b



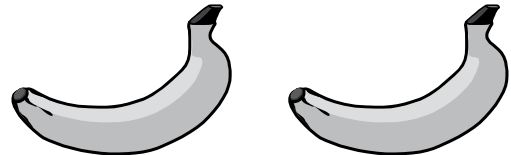
One half of 4 is _____.

c




One half of 10 is _____.

d



One half of 2 is _____.

e



One half of 12 is _____.

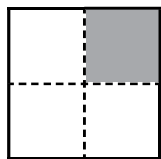
f



One half of 16 is _____.

Fractions – quarters

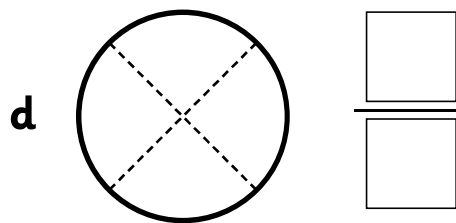
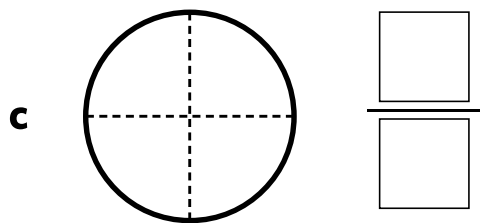
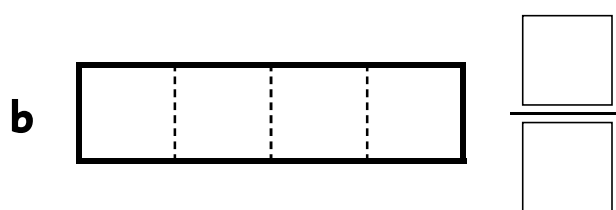
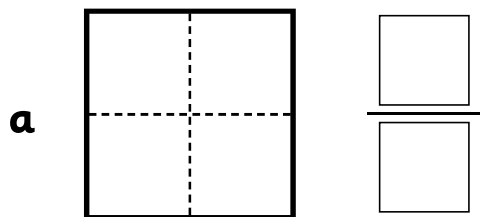
When we divide a shape or group into 4 equal parts, we call each part a **quarter**. We can write this as:



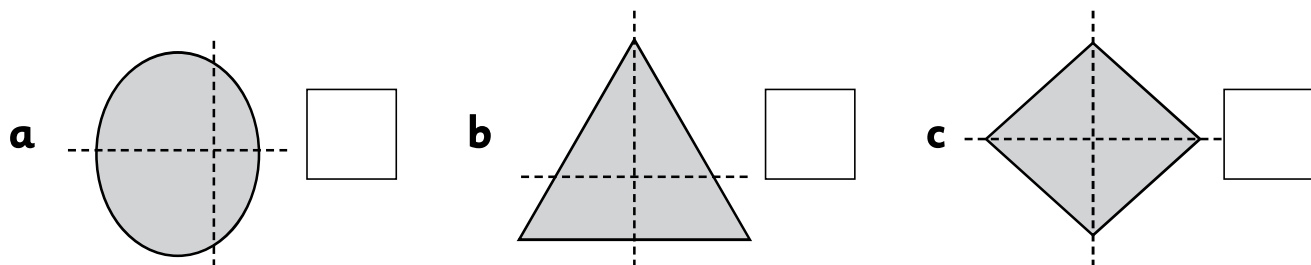
$$\frac{1}{4} \quad \frac{\text{Number of shaded parts}}{\text{Number of equal parts}}$$

- 1 Can you think of 3 places or times you hear the word quarter?
Brainstorm with the people at your table.

- 2 Shade one quarter of each shape and write the fraction.



- 3 Are these shapes cut into quarters? Write Y or N.



Fractions – halves and quarters

You will need:  a partner or just yourself

What to do:

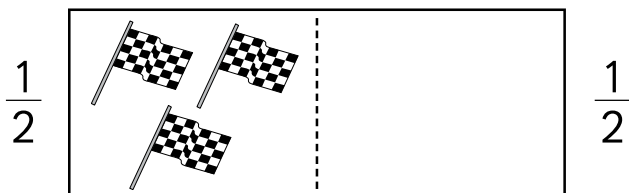
Draw pictures to help you solve these Grand Prix problems.

a This is half of the prize.



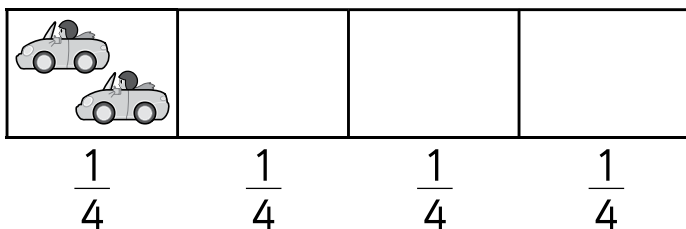
How many pieces of gold are in the whole prize?

b This is half of the flags at the race.



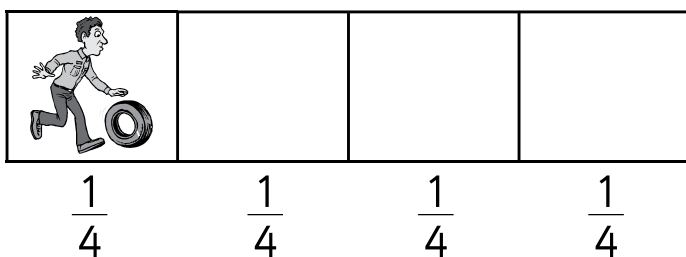
How many flags are at the race?

c This is one quarter of the cars on the track.



How many cars are on the whole track?

d This is one quarter of the pit crew.






How many people are in the pit crew altogether?


Greater Than Less Than

Roll the dice and write in the the 2 numbers. Write in the correct sign
in the circle. < > or =

	○	
	○	
	○	
	○	
	○	
	○	
	○	
	○	




	○	
	○	
	○	
	○	
	○	
	○	
	○	
	○	




Greater
than

Remember,
I always eat the largest
number!

$$25 > 7$$




Less
than




I don't like eating
small numbers!

$$17 < 62$$





More and Less



Roll one die and write the number in the middle box. Fill in the numbers for 10 more, 10 less, 1 more, and 1 less.

