







3-6 Green
Remote learning pack
Term 3 Week 7, 2021

3-6 Green remote learning timetable – Term 3, Week 7

TERM 3 WEEK 7	Monday 23 rd August	Tuesday 24 th August	Wednesday 25 th August	Thursday 26 th August	Friday 27 th August
<p>Morning routine</p>  <p>Remember:</p> <p>Links to songs and videos are on the 3-6 Green remote learning page on the school website</p> <p>https://lethbridpkp.schools.nsw.gov.au/</p>	<p>Good morning 3-6 Green!</p> <p>- Sing the songs:</p> <ul style="list-style-type: none"> * Good Morning Song for Kids * Phonics Song 2 <p>- What zone are you in today?</p> <p>Are you in the green, blue, yellow or red zone?</p> <p>- What is the date today?</p> <p>Look at the calendar (go to the page with the August calendar).</p> <p>What is the day? ____</p> <p>What is the date? ____</p> <p>What is the month? ____</p> <p>What is the year? ____</p> <p>Say aloud: today is ____ (name of day), the ____ (date) of ____ (month) ____ (year).</p> <p>- What is the weather today?</p> <p>Is it sunny, cloudy, rainy, foggy, stormy, hot or cold?</p> <p>- Sight words practise:</p> <ul style="list-style-type: none"> * Oxford Sight Words – Navy Words 61-70 * Oxford Sight Words – Mauve Words 71-80 	<p>Good morning 3-6 Green!</p> <p>- Sing the songs:</p> <ul style="list-style-type: none"> * Good Morning Song for Kids * Opposites Song <p>- What zone are you in today?</p> <p>Are you in the green, blue, yellow or red zone?</p> <p>- What is the date today?</p> <p>Look at the calendar (go to the page with the August calendar).</p> <p>What is the day? ____</p> <p>What is the date? ____</p> <p>What is the month? ____</p> <p>What is the year? ____</p> <p>Say aloud: today is ____ (name of day), the ____ (date) of ____ (month) ____ (year).</p> <p>- What is the weather today?</p> <p>Is it sunny, cloudy, rainy, foggy, stormy, hot or cold?</p> <p>- Sight words practise:</p> <ul style="list-style-type: none"> * Oxford Sight Words – Navy Words 61-70 * Oxford Sight Words – Mauve Words 71-80 	<p>Good morning 3-6 Green!</p> <p>- Sing the songs:</p> <ul style="list-style-type: none"> * Good Morning Song for Kids * Phonics Song 2 <p>- What zone are you in today?</p> <p>Are you in the green, blue, yellow or red zone?</p> <p>- What is the date today?</p> <p>Look at the calendar (go to the page with the August calendar).</p> <p>What is the day? ____</p> <p>What is the date? ____</p> <p>What is the month? ____</p> <p>What is the year? ____</p> <p>Say aloud: today is ____ (name of day), the ____ (date) of ____ (month) ____ (year).</p> <p>- What is the weather today?</p> <p>Is it sunny, cloudy, rainy, foggy, stormy, hot or cold?</p> <p>- Sight words practise:</p> <ul style="list-style-type: none"> * Oxford Sight Words – Navy Words 61-70 * Oxford Sight Words – Mauve Words 71-80 	<p>Good morning 3-6 Green!</p> <p>- Sing the songs:</p> <ul style="list-style-type: none"> * Good Morning Song for Kids * Opposites Song <p>- What zone are you in today?</p> <p>Are you in the green, blue, yellow or red zone?</p> <p>- What is the date today?</p> <p>Look at the calendar (go to the page with the August calendar).</p> <p>What is the day? ____</p> <p>What is the date? ____</p> <p>What is the month? ____</p> <p>What is the year? ____</p> <p>Say aloud: today is ____ (name of day), the ____ (date) of ____ (month) ____ (year).</p> <p>- What is the weather today?</p> <p>Is it sunny, cloudy, rainy, foggy, stormy, hot or cold?</p> <p>- Sight words practise:</p> <ul style="list-style-type: none"> * Oxford Sight Words – Navy Words 61-70 * Oxford Sight Words – Mauve Words 71-80 	<p>Good morning 3-6 Green!</p> <p>- Sing the songs:</p> <ul style="list-style-type: none"> * Good Morning Song for Kids * Phonics Song 2 <p>- What zone are you in today?</p> <p>Are you in the green, blue, yellow or red zone?</p> <p>- What is the date today?</p> <p>Look at the calendar (go to the page with the August calendar).</p> <p>What is the day? ____</p> <p>What is the date? ____</p> <p>What is the month? ____</p> <p>What is the year? ____</p> <p>Say aloud: today is ____ (name of day), the ____ (date) of ____ (month) ____ (year).</p> <p>- What is the weather today?</p> <p>Is it sunny, cloudy, rainy, foggy, stormy, hot or cold?</p> <p>- Sight words practise:</p> <ul style="list-style-type: none"> * Oxford Sight Words – Navy Words 61-70 * Oxford Sight Words – Mauve Words 71-80
<p>English – reading</p> 	<p>Wushka:</p> <p>Click the Wushka app on your iPad or sign into the Wushka website on your device. Go to https://wushka.com.au</p> <p>Choose and read ONE (1) of the books assigned to you.</p> 	<p>EpicBooks:</p> <p>Sign into the EpicBooks website on your device. Go to www.getepic.com/students</p> <p>The class code to sign in is ric1039. Read your choice of book for 10 minutes.</p> 	<p>Wushka:</p> <p>Sign into the Wushka website on your device or click the Wushka app on your iPad. Go to https://wushka.com.au</p> <p>Choose ONE (1) of the books allocated to you.</p> 	<p>EpicBooks:</p> <p>Sign into the EpicBooks website on your device. Go to www.getepic.com/students</p> <p>The class code to sign in is ric1039. Read your choice of book for 10 minutes.</p> 	<p>Wushka:</p> <p>Sign into the Wushka website on your device or click the Wushka app on your iPad. Go to https://wushka.com.au</p> <p>Choose ONE (1) of the books allocated to you.</p> 

English – spelling



Spelling words:

Go to the page called **spelling**. Find the **word sort** with your name on it. Find the **spelling list** with your name on it.

Go to the **school website** and find your **word work video** from Mrs Moon:

- * Word work – Hunter
- * Word work – Sarah
- * Word work – April
- * Word work – Alex, Caitlynn, Stanley, Mia, Ben, Kaelum and Ethan
- * Word work – Jonathan, Shayleigh and Daniel
- * Word work – Chloe
- * Word work – TJ and Scott

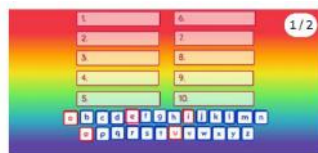
Listen to Mrs Moon read the words. Watch Mrs Moon cut up her words and sort them.

Your turn –

1) Sort your words and take a photo for Seesaw



2) Use the letter tiles to build your words – Magnetic Spelling



3) Read your words



Boggle:

Go to the **Boggle** activity on Seesaw. How many words can you make? Type them.



Spelling words:

Get your **word sort** from your pack. Get your **spelling list**.

Go to the **school website** and find your **word work video** from Mrs Moon:

- * Word work – Hunter
- * Word work – Sarah
- * Word work – April
- * Word work – Alex, Caitlynn, Stanley, Mia, Ben, Kaelum and Ethan
- * Word work – Jonathan, Shayleigh and Daniel
- * Word work – Chloe
- * Word work – TJ and Scott

Listen to Mrs Moon read the words. Watch Mrs Moon cut up her words and sort them.

Your turn –

1) Sort your words and take a photo for Seesaw



2) Write your words on Seesaw – Scratch Art Spelling



3) Read your words



Boggle:

Go to the **Boggle** activity on Seesaw. How many words can you make? Type them.



Spelling words:

Get your **word sort** from your pack. Get your **spelling list**.

Go to the **school website** and find your **word work video** from Mrs Moon:

- * Word work – Hunter
- * Word work – Sarah
- * Word work – April
- * Word work – Alex, Caitlynn, Stanley, Mia, Ben, Kaelum and Ethan
- * Word work – Jonathan, Shayleigh and Daniel
- * Word work – Chloe
- * Word work – TJ and Scott

Listen to Mrs Moon read the words. Watch Mrs Moon cut up her words and sort them.

Your turn –

1) Read your words























2) Sort your words like Mrs Moon and take a photo for Seesaw



3) Write your words on the lined paper and take a photo for Seesaw



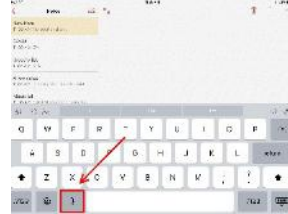
<p>English – handwriting</p> 	<p>Letters S and Z: Go to the school website. Find the video called handwriting - letters S and Z. Watch Miss Lamas trace and write the letters.</p> <p>Go to the S and Z handwriting page. Practise tracing and writing the letters. Then move onto the sentence and numbers. Remember to sit straight, keep your flat feet on the floor and take a break when your hand is feeling tired. Take a  and post it on Seesaw.</p> 	<p>Letters D and P: Go to the school website. Find the video called handwriting – letters D and P. Watch Miss Lamas trace and write the letters.</p> <p>Go to the D and P handwriting page. Practise tracing and writing the letters. Then move onto the words. Remember to sit straight, keep your flat feet on the floor and take a break when your hand is feeling tired. Take a  and post it on Seesaw.</p> 	<p>Fun fact handwriting: You have now practised all letters in lowercase and uppercase form, as well as all 10 numbers.</p> <p>** Watch Miss Lamas’ teaching videos on the school website if you need a refresher on how to form the letters correctly.</p> <p>Go to the fun fact handwriting – Wednesday page. Practise your handwriting. Take a  and post it on Seesaw.</p> 	<p>Fun fact handwriting: You have now practised all letters in lowercase and uppercase form, as well as all 10 numbers.</p> <p>** Watch Miss Lamas’ teaching videos on the school website if you need a refresher on how to form the letters correctly.</p> <p>Go to the fun fact handwriting – Thursday page. Practise your handwriting. Take a  and post it on Seesaw.</p> 	<p>Fun fact handwriting: You have now practised all letters in lowercase and uppercase form, as well as all 10 numbers.</p> <p>** Watch Miss Lamas’ teaching videos on the school website if you need a refresher on how to form the letters correctly.</p> <p>Go to the fun fact handwriting – Friday page. Practise your handwriting. Take a  and post it on Seesaw.</p> 
<p>Brain break</p> 	<p>Go to the school website. Choose TWO (2) Go Noodle videos to get your heart pumping!</p> 	<p>Go to the school website. Choose TWO (2) Go Noodle videos to get your heart pumping!</p> 	<p>Go to the school website. Choose TWO (2) Go Noodle videos to get your heart pumping!</p> 	<p>Go to the school website. Choose TWO (2) Go Noodle videos to get your heart pumping!</p> 	<p>Go to the school website. Choose TWO (2) Go Noodle videos to get your heart pumping!</p> 
<p>English – writing</p> 	<p>Roll a silly sentence: Go to the school website. Watch the video called roll a silly sentence. Watch how Mrs Moon builds her sentence.</p>	<p>Independent writing: Go to the school website. Watch the video called how to use voice to text.</p>	<p>Roll a silly sentence: Go to the school website. Watch the video called roll a silly sentence. Watch how Mrs Moon builds her sentence.</p>	<p>Independent writing: Go to the school website. Watch the video called how to use voice to text.</p>	<p>Roll a silly sentence: Go to the school website. Watch the video called roll a silly sentence. Watch how Mrs Moon builds her sentence.</p>

Go to the page called **Roll a Silly Sentence**. Roll the dice in your pack and use the numbers to help you build your sentence. Write 5 sentences on the lined paper. E.g. I rolled the numbers 1, 6, 6 and 3. My sentence is: A grey dog hid on the moon. Take a  and post it on Seesaw. 

Roll a Silly Sentence!

Roll 1	Roll 2	Roll 3	Roll 4
1	A grey man	hops	in the zoo
2	A funny mum	skips	at school
3	A big boy	bakes	on the moon
4	A tall cat	sings	on a mat
5	A giant girl	throws	in the sky
6	An old dog	hid	in a rocket

1) Use **voice to text** on your iPad to record your sentence.





2) Copy your sentence and write it on the lined paper.

Hunter, Sarah, April, Alex:
What is your favourite snack?
Why?
 Record and write **2 sentences**.

Chloe, Stanley, Mia, Ethan, Ben, Kaelum, Shayleigh, Scott and Caitlynn:
What is your favourite snack?
Why?
 Record and write **3 sentences**.

TJ, Jonathan and Daniel:
What are your two favourite snacks? Why?
 Record and write **4 sentences**.
 Use joining words like 'and' and 'because'.

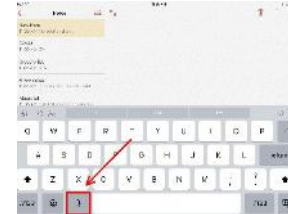
Go to the **school website**. Watch the video called **self-assessing my writing**. Check your work just like Miss

Go to the page called **Roll a Silly Sentence**. Roll the dice in your pack and use the numbers to help you build your sentence. Write 5 sentences on the lined paper. E.g. I rolled the numbers 1, 6, 6 and 3. My sentence is: A grey dog hid on the moon. Take a  and post it on Seesaw. 

Roll a Silly Sentence!

Roll 1	Roll 2	Roll 3	Roll 4
1	A grey man	hops	in the zoo
2	A funny mum	skips	at school
3	A big boy	bakes	on the moon
4	A tall cat	sings	on a mat
5	A giant girl	throws	in the sky
6	An old dog	hid	in a rocket

1) Go to the page called **writing – Thursday**.
 2) Look at the picture. What can you see? What is happening? Think about who, what, when and where to describe the picture.
 3) Use **voice to text** on your iPad to record your sentence.



4) Copy your sentence and write it on the lines.





Write about what you can see in this picture (think about who, what, when, where)

Hunter, Sarah, April, Alex:
 Record and write **2 sentences**.

Chloe, Stanley, Mia, Ethan, Ben, Kaelum, Shayleigh, Scott and Caitlynn:
 Record and write **3 sentences**.






























TJ, Jonathan and Daniel:
 Record and write **4 sentences**.

Go to the **school website**. Watch the video called **self-assessing my writing**. Check your work just like Miss

Go to the page called **Roll a Silly Sentence**. Roll the dice in your pack and use the numbers to help you build your sentence. Write 5 sentences on the lined paper. E.g. I rolled the numbers 1, 6, 6 and 3. My sentence is: A grey dog hid on the moon. Take a  and post it on Seesaw. 

Roll a Silly Sentence!

Roll 1	Roll 2	Roll 3	Roll 4
1	A grey man	hops	in the zoo
2	A funny mum	skips	at school
3	A big boy	bakes	on the moon
4	A tall cat	sings	on a mat
5	A giant girl	throws	in the sky
6	An old dog	hid	in a rocket

		<p>Lamas. Do you have a capital letter, finger space and full stop?</p> <p>Take a  and post it on Seesaw. </p>		<p>Lamas. Do you have a capital letter, finger space and full stop?</p> <p>Take a  and post it on Seesaw. </p>	
<p>English – sight words</p> 	<p>Sight words: Go to the page called sight words. Find your sight word list.</p> <p>Go to the school website and find your sight words video from Mrs Moon.</p> <p>Listen to Mrs Moon reading the words and say them with her. Listen to Mrs Moon saying her word in a sentence.</p> <p>Type it, read it, write it </p>  <ol style="list-style-type: none"> 1) Type your sight words T 2) Read your words  3) Write your words  	<p>Online sight word game: Click on your sight word game link in Seesaw. </p> <p>Hunter, Sarah, April, Chloe, Stanley, Mia, Ethan, Ben, Caitlynn, Kaelum and Shayleigh:</p> <p>Sight word anagram</p> <p>0:04</p> <p>the</p> <p></p> <p>◀ 1 of 19 ▶ </p> <p>Scott, Alex, TJ, Jonathan and Daniel:</p> <p>Memory</p> <p>Find the pairs</p> 	<p>Sight words: Go to the page called sight words. Find your sight word list.</p> <p>Go to the school website and find your sight words video from Mrs Moon.</p> <p>Listen to Mrs Moon reading the words and say them with her. Listen to Mrs Moon saying her word in a sentence.</p> <p>Sight words writing</p> <ol style="list-style-type: none"> 1) Read your words  2) Write your words in a sentence and take a photo for Seesaw.  	<p>Online sight word game: Click on your sight word game link in Seesaw. </p> <p>Hunter, Sarah, April, Chloe, Stanley, Mia, Ethan, Ben, Caitlynn. Kaelum and Shayleigh:</p> <p>Memory Match</p>  <p>Scott, Alex, TJ, Jonathan and Daniel:</p> <p>Sight word review</p> 	<p>Sight words: Go to the page called sight words. Find your sight word list.</p> <p>Go to the school website and find your sight words video from Mrs Moon.</p> <p>Listen to Mrs Moon reading the words and say them with her. Listen to Mrs Moon saying her word in a sentence.</p> <p>Write, type and read </p>  <ol style="list-style-type: none"> 1) Write your sight words  2) Type your words T 3) Read your words 
<p>Crunch and Sip</p> 	<p>Eat fruit or vegetables. Drink a cup of water. Go to Seesaw and find your BTN activity. Listen to the news story.</p> 	<p>Eat fruit or vegetables. Drink a cup of water. Listen to Mrs Moon read a story on Seesaw.</p> 	<p>Eat fruit or vegetables. Drink a cup of water. Go to Seesaw and find your BTN activity. Listen to the news story.</p> 	<p>Eat fruit or vegetables. Drink a cup of water. Listen to Mrs Moon read a story on Seesaw.</p> 	<p>Eat fruit or vegetables. Drink a cup of water. Go to Seesaw and find your BTN activity. Listen to the news story.</p> 

Mathematics - number



Go to the school website.

Choose **ONE (1) Numberock video** to sing along to:
8 times tables song or **9 times tables song**



Go to the school website.

Watch the video called **number sequence**. Watch Miss Lamas before you have a turn.

Ordering numbers game:

Hunter, April, Mia, Ethan, Shayleigh, Caitlynn, Sarah:

Grab your **1-30 number cards** from your pack. Order your numbers in the correct order.

Start at 30. Count back by 2s to 2. E.g. 30, 28, 26, 24...

Start at 24. Count down by 2s to 2. E.g. 24, 22, 20, 18...

Take a  and post it on Seesaw. 

Number sequence game:

Alex, Daniel, Chloe, Ben, Kaelum, Stanley, Scott, TJ, Jonathan:

Grab your **1-30 number cards** from your pack.

Number warm up:

Log onto **Mathletics** and play Live Mathletics. Practise your friends of ten by racing other people. **Play for 10 minutes.**



Go to the school website.


Watch the video called **fractions – whole, half and equal parts**. Listen to Miss Lamas explain what the words whole, half and equal mean.

Fractions and decimals:

Hunter, April, Mia, Ethan, Shayleigh, Caitlynn, Sarah, Alex, Stanley:

Go to the worksheets called **fractions - parts and wholes** and **fractions - halves**.

Complete the worksheets.



Take a  and post it on Seesaw. 


Go to the school website.

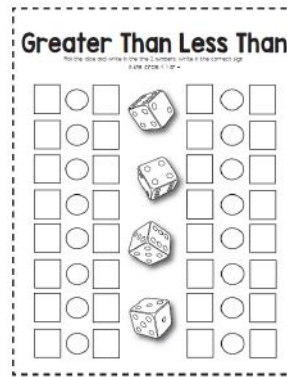
Choose **ONE (1) Numberock video** to sing along to:
Greater than less than song or **8 times tables song**



Go to the school website.

Watch the video called **greater than less than dice game**. Listen to Miss Lamas explain what the words greater than and less than mean. Watch Miss Lamas play the game before you play.

Grab your **two dice**  from your pack. Roll the dice. Record your numbers on the worksheet called **greater than less than**. Use the **< symbol** for numbers smaller than and the **> symbol** for numbers greater than.



Take a  and post it on Seesaw. 

Number warm up:

Log onto **Mathletics** and play Live Mathletics. Practise your friends of ten by racing other people. **Play for 10 minutes.**




Go to the school website.

Watch the video called **fractions – whole, half and equal parts**. Listen to Miss Lamas explain what the words whole, half and equal mean.

Fractions and decimals:

Hunter, April, Mia, Ethan, Shayleigh, Caitlynn, Sarah, Alex, Stanley:

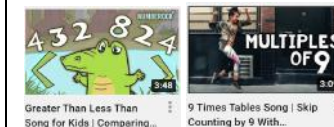
Go to the worksheets called **fractions - halves**. Experiment folding paper shapes in half.



Take  of your folded shapes and post them on Seesaw. 

Go to the school website.

Choose **ONE (1) Numberock video** to sing along to:
Greater than less than song or **9 times tables song**



Go to the school website.

Watch the video called **number sequence**. Watch Miss Lamas before you have a turn.



Ordering numbers game:

Hunter, April, Mia, Ethan, Shayleigh, Caitlynn, Sarah:

Grab your **1-30 number cards** from your pack. Order your numbers in the correct order.

Start at 2. Count on by 2s to 30. E.g. 2, 4, 6, 8...



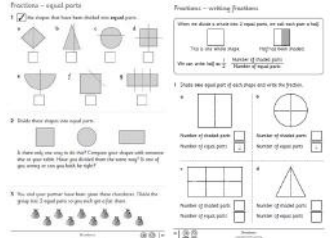








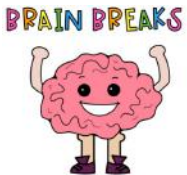










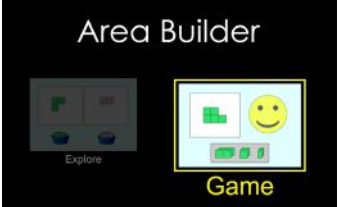

Start at 6. Count on by 2s to 30. E.g. 6, 8, 10, 12...

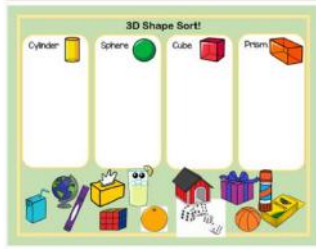
... Take a  and post it on Seesaw. 

Number sequence game:

Alex, Daniel, Chloe, Ben, Kaelum, Stanley, Scott, TJ, Jonathan:

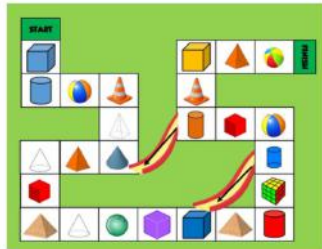
Grab your **1-30 number cards** from your pack.

	<p>Start at 9. Count on by 3s. Start at 27. Count back by 3s. Start at 3. Count on by 2s. Start at 25. Count back by 2s.</p> <p>Take a  and post it on Seesaw. </p>	<p>Fractions and decimals: Daniel, Chloe, Ben, Kaelum, Scott, TJ, Jonathan:</p> <p>Go to the worksheets called fractions - equal parts and fractions - writing fractions. Complete the worksheets.</p>  <p>Take a  and post it on Seesaw. </p>	<p>Look at the posters if you need more help.</p> 	<p>Fractions and decimals: Daniel, Chloe, Ben, Kaelum, Scott, TJ, Jonathan:</p> <p>Go to the worksheets called fractions - half of a group. Complete the worksheets.</p>  <p>Take a  and post it on Seesaw. </p>	<p>Start at 8. Count on by 4s. Start at 26. Count back by 4s. Start at 2. Count on by 5s. Start at 29. Count back by 5s.</p> <p>Take a  and post it on Seesaw. </p>
<p>Brain break</p> 	<p>Go to the school website. Choose TWO (2) Go Noodle videos to get your heart pumping!</p> 	<p>Go to the school website. Choose TWO (2) Go Noodle videos to get your heart pumping!</p> 	<p>Go to the school website. Choose TWO (2) Go Noodle videos to get your heart pumping!</p> 	<p>Go to the school website. Choose TWO (2) Go Noodle videos to get your heart pumping!</p> 	<p>Go to the school website. Choose TWO (2) Go Noodle videos to get your heart pumping!</p> 
<p>Mathematics – Measurement</p> 	<p>3D space:</p> <p>Click on the 3D shapes Numberock video in Seesaw. </p> <p>3D shapes Seesaw sorting activity Hunter, April, Mia, Ethan, Shayleigh, Caitlynn, Sarah, Alex, Daniel, Stanley, Chloe, Ben:</p>	<p>Area:</p> <p>Go to the school website. Watch the video called area picture. </p> <p>Watch Miss Lamas make a picture with squares.</p> 	<p>3D space:</p> <p>Hunter, April, Mia, Ethan, Shayleigh, Caitlynn, Sarah, Alex, Ben, Kaelum, Stanley:</p> <p>Go to the page called 3D space - language. Draw an everyday object that you know that is the same shape. Complete the worksheet.</p>	<p>Area:</p> <p>Click on the Area Builder link in Seesaw. </p>  <p>1. Click on 'game'. 2. Set the timer for 15 minutes.</p>	<p>3D space:</p> <p>Go to the school website. Watch the video called 3D shape attributes. </p> <p>Listen to Miss Lamas explain the terms face and vertices and demonstrate these with 3D objects.</p>



3D shapes Seesaw board game

Kaelum, Scott, TJ, Jonathan:



Area picture


1. Think of a picture you want to make.
2. Go to the page called **area picture squares**. Cut out the squares and glue them on a piece of paper.
3. Colour the squares.
4. Count the squares to work out the amount of space ('area') your picture occupies. Write it.
5. Take a  and post it on Seesaw. 



Take a  and post it on Seesaw. 

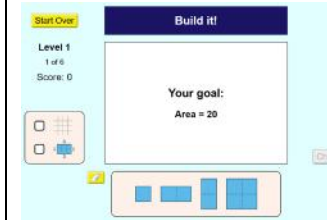
Daniel, Chloe, Scott, TJ, Jonathan:

Go to the page called **3D space - solids**. Replace the word 'classroom' with 'home'. Complete the worksheet.

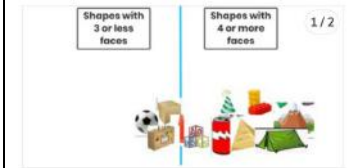





Take a  and post it on Seesaw. 





3. Start at level 1 and work your way up.
4. Experiment making different sized areas with squares.

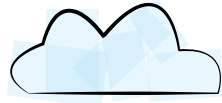
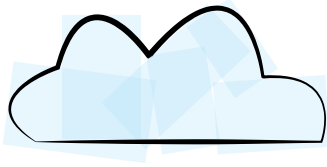


Classify and sort 3D shapes Seesaw activity



<p>Geography with Ms Dalton</p> 	<p>N/A</p>	<p>N/A</p>	<p>Go to the page called lesson 3: survival.</p> <p>Go to the school website. Watch Ms Dalton's video.</p> <p>Complete Ms Dalton's  Seesaw activity.</p> <p><small>Geography Lesson 3: Survival</small></p> <p><small>Watch this video and answer the following question: https://www.inquisitive.com/video/67-survivor</small></p> <p><small>What do you think is important to survive and why?</small></p> <hr/> <hr/> <hr/> <p><small>Write 5 ways we can use water.</small></p> <hr/> <hr/> <hr/> <p><small>Find 4 things in nature that humans can use. <u>eg</u>, also write plants can be used to help with farms.</small></p> <hr/> <hr/> <hr/> <p><small>Food through the ages:</small></p> <p><small>click through the following links to see how food has changed through the years. The links are easy to print. Once you have to watch, write about what you noticed, for example: did the food change or what different food did you see coming through, or was there any food you thought was interesting, something you would like to try or not, or anything else you found while searching.</small></p> <p><small>1776- https://www.inquisitive.com.au/ages/1776/</small></p> <p><small>1890- https://www.inquisitive.com.au/ages/1890/</small></p> <p><small>1975- https://www.inquisitive.com.au/ages/1975/</small></p> <p><small>2020- https://www.inquisitive.com.au/ages/2020/</small></p> <p><small>2020- https://www.inquisitive.com.au/ages/2020/</small></p> <p><small>2020- https://www.inquisitive.com.au/ages/2020/</small></p>  <hr/> <hr/> <hr/> <p>Geography Lesson 3: Survival</p> <p>Watch this video and answer the following question: https://www.inquisitive.com/video/67-survivor</p> <p>What do you think is important to survive and why?</p> <hr/> <hr/> <hr/>	<p>N/A</p>	<p>N/A</p>
-------------------------------------------------------------------------------------------------------------------	------------	------------	-------------------------------------------------------------------------------------------------------------------------------------------------------------------------------------------------------------------------------------------------------------------------------------------------------------------------------------------------------------------------------------------------------------------------------------------------------------------------------------------------------------------------------------------------------------------------------------------------------------------------------------------------------------------------------------------------------------------------------------------------------------------------------------------------------------------------------------------------------------------------------------------------------------------------------------------------------------------------------------------------------------------------------------------------------------------------------------------------------------------------------------------------------------------------------------------------------------------------------------------------------------------------------------------------------------------------------------------------------------------------------------------------------------------------------------------------------------------------------------------------------------------------------------------------------------------------------------------------------------------------------------------------------------------------------------------------------------------------------------------------------------------------------------------------------------------------------------------------------------------------------------------------------------------------------------------------------------------------------------------------------------------------------------------------------------------------------------------------------------------------------------------------------------------------------------------------------------------------------------------------------------------------------------------------------------------------------------------------------------------------------------------------------------------------------------------------------------------------------	------------	------------

<p>Mindfulness</p> 	<p>Extras: colouring in and dot-to-dot activities.</p> <p>Attached to back of your work pack are calm, mindfulness activities you may wish to do as a break or once you have finished your work. These are an option.</p>   				
--------------------------------------------------------------------------------------------------------	---------------------------------------------------------------------------------------------------------------------------------------------------------------------------------------------------------------------------------------------------------------------------------------------------------------------------------------------------------------------------------------------------------------------------------------------------------------------------------------	--	--	--	--




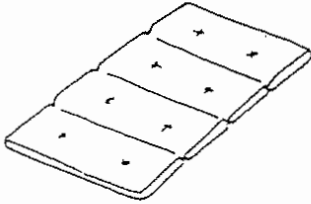


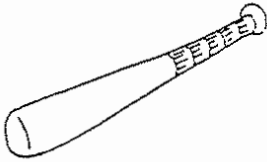




August

2021

SUNDAY	MONDAY	TUESDAY	WEDNESDAY	THURSDAY	FRIDAY	SATURDAY
1 Weekend	2 Hunter's birthday	3	4	5	6	7 Weekend
8 Weekend	9	10	11	12	13	14 Weekend
15 Weekend	16	17	18	19	20	21 Weekend
22 Weekend	23	24	25	26	27 Miss Lamas' birthday	28 Weekend
29 Weekend	30	31	1	2	3	4

Spelling - Hunter




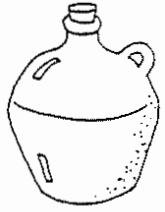


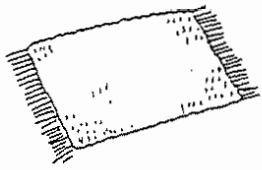
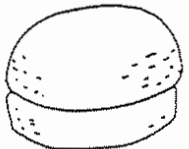




SORT 6 AT Word Families

cat	mat	hat
rat	bat	fat
sat	pat	bat
		
		
		

Words Their Way: Word Sorts for Letter Name-Alphabetic Spellers ©2004 by Prentice Hall, Inc.



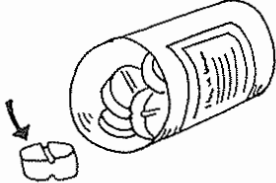

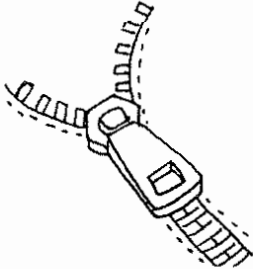
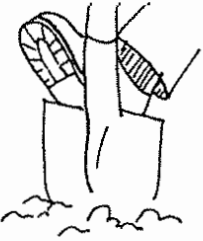



Spelling - Sarah

SORT 11 UG, UT and UN Word Families

run	cut	mug	jug
tug	sun	hut	rug
nut	bun	shut	bug
			
			
			





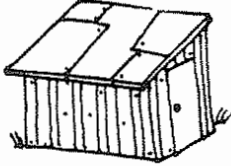




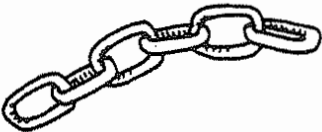








Spelling - April

SORT 12 IG, IP, and ILL Word Families

pig	pill	wig
lip	mill	hill
dig	zip	rip
		
		
		

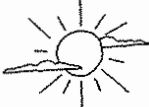
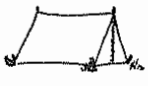


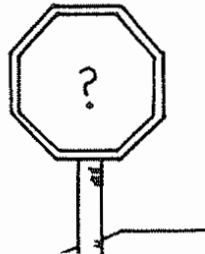
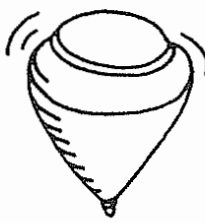
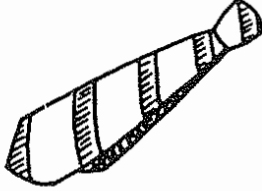

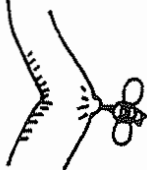



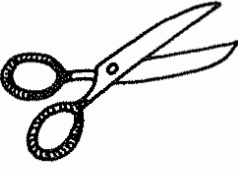
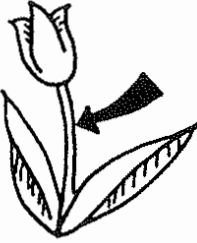



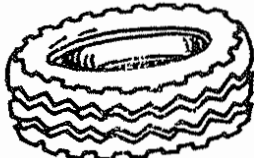
Spelling - Alex, Caitlynn, Stanley, Mia, Ben, Kaelum, Ethan

SORT 15 H, SH, and CH Digraphs

h 	sh 	ch 
		
		
		
		
		










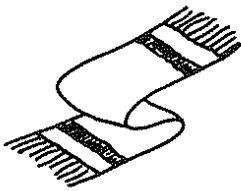







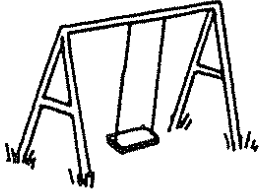
Spelling - Jonathan, Shayleigh and Daniel

SORT 18 S, T, and ST Blend

s 	t 	st 
		
	6 	
		
		
		









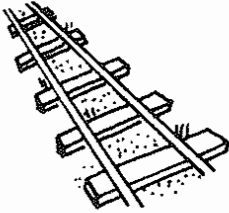
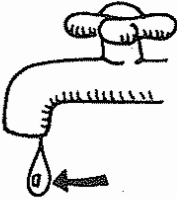




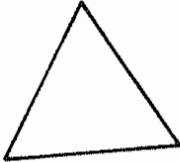



Spelling - Chloe

SORT 20 SC, SN, and SW Blends

SC 	sn 	sw 
		
		
		
		
		

Spelling - TJ and Scott

SORT 25 PR, TR, and DR Blends

pr 	dr 	tr 
		
		
		
		
		

Words Their Way: Word Sorts for Letter Name-Alphabetic Spellers ©2004 by Prentice Hall, Inc.

Spelling list – Hunter

at
Cat
Mat
Hat
Rat
Bat
Fat
Sat
Pat
Bat

Spelling list – Sarah

ut	ug	Un
Cut	Mug	Run
Hut	Jug	Sun
Nut	Tug	Bun
Shut	Rug	
	Bug	

Spelling list – April

ip	ig	ill
Lip	Pig	Pill
Zip	Wig	Mill
Rip	Dig	Hill

Spelling list – Alex, Caitlynn, Stanley, Mia, Ben, Kaeulm, Ethan

h	sh	ch
Hat	Shed	Cheese
Hose	Shop	Chain
Ham	Sheep	Chop
House	Shave	Chest
	Shower	Chimney
		Cherry

Spelling list – Jonathan, Shayleigh, Daniel

s	t	st
Six	Tie	Stem
Sink	Tyre	Stop
Scissors	Top	Stump
		Star
		Stamp
		Stick
		Sting
		Stir
		Stool

Spelling list – Chloe

sc	sn	sw
School	Snake	Swan
Scout	Snap	Switch
Scarecrow	Snowman	Sweet
Scarf	Snow	Sweep
Score		Swim
Scale		

Spelling list – TJ, Scott

pr	dr	tr
Price	Drill	Trap
Pray	Dress	Tracks
Prize	Drip	Tractor
Pretzel	Dream	Triangle
	Dragon	Truck
	Drive	

Date:

S S S Z Z Z

S S

Spain

Sam

Saturday

Z Z

Zambia

Zoe

S S S

Date:

D D D P P P

D D

Denmark

December

P P

Paris

Paula

D P D P

D D D

Fun fact handwriting – Wednesday

Today is Wednesday the
25th of August 2021. Did
you know? A giraffe has
seven bones in its neck.

This is the same as a
human, but their bones are
much larger.



Self-assessing my handwriting

I had both feet flat on the floor



I sat up straight with a tall back



I used my neatest handwriting



Fun fact handwriting - Thursday

Today is Thursday the
26th of August 2021. Did
you know? An eagle's eyes
are at least four times
sharper than a human's.



Self-assessing my handwriting

I had both feet flat on the floor



I sat up straight with a tall back



I used my neatest handwriting



Fun fact handwriting – Friday

Today is Friday the 27th
of August 2021. Did you
know? Cat fleas can jump
to a height of up to 60
times their own body length.



Self-assessing my handwriting

I had both feet flat on the floor



I sat up straight with a tall back




I used my neatest handwriting




Roll a Silly Sentence!



	<i>Roll 1</i>	<i>Roll 2</i>	<i>Roll 3</i>	<i>Roll 4</i>
	A grey	man	hops	in the zoo
	A funny	mum	skips	at school.
	A big	boy	bakes	on the moon.
	A tall	cat	sings	on a mat.
	A giant	girl	throws	in the sky.
	An old	dog	hid	in a rocket.





Sight Words

Daniel - sight words
Week 6 and 7

places
connection
statistics
immigrant
nation

Ethan - sight words
Week 6 and 7

of
on
that
got
were

Kaelum - sight words
Week 6 and 7

back
going
because
out
said

Shayleigh - sight words
Week 6 and 7

played
found
down
were
ran

April - sight words
Week 6 and 7

out
have
then
with
for

Hunter - sight words
Week 6 and 7

there
and
he
she
is

Mia - sight words
Week 6 and 7

out
are
for
time
back

Ben - sight words
Week 6 and 7

do
ran
from
can
played

Scott - sight words
Week 6 and 7

found
really
know
other
lived

Chloe - sight words
Week 6 and 7

that
found
know
said
shouted

Stanley - sight words
Week 6 and 7

went
with
because
all
are

Sarah - sight words
Week 6 and 7

were
for
day
with
me

TJ - sight words
Week 6 and 7

felt
cousin
excited
arrived
happily

Caitlynn - sight words
Week 6 and 7


didn't
if
found
I'm
started

Jonathan - sight words
Week 6 and 7

island
mountain
Torres Strait
subtract
sum

Alex - sight words
Week 6 and 7

I'm
it's
later
don't
ok



Fractions – parts and wholes

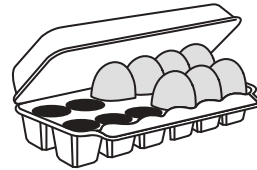

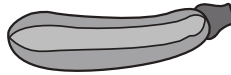

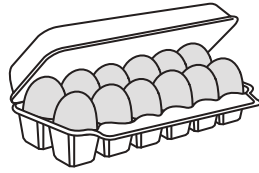
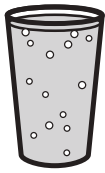
This is a **whole** apple.




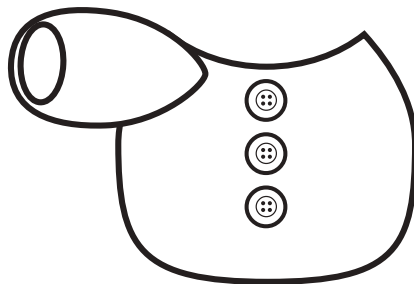
This is **part** of a whole apple.



1   Tick the wholes. Loop the parts.




2  This is part of a teddy. Draw the other parts to make a whole teddy.



Fractions – halves

When we divide a whole into 2 equal parts, we call each part a **half**.

This is one whole apple.




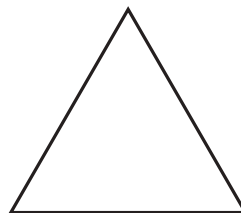

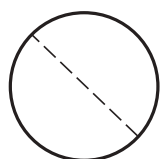
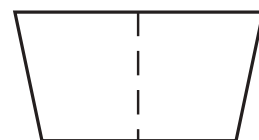
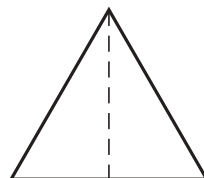
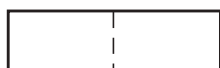
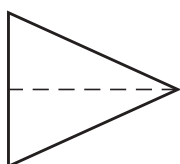
whole


The apple is now cut into halves.



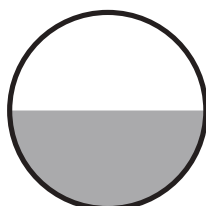





half half

1  Colour 1 half of each shape.

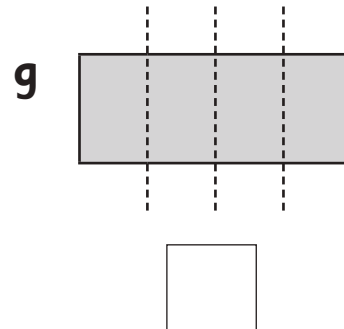
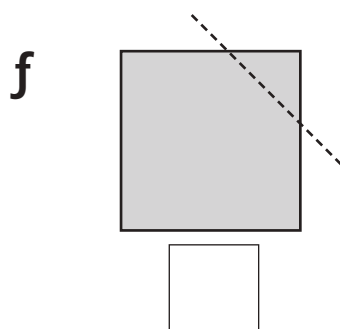
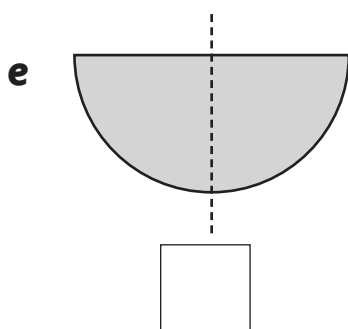
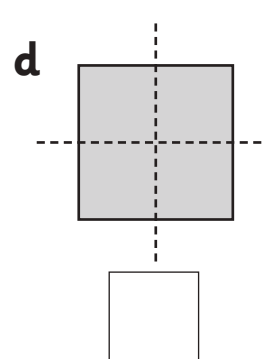
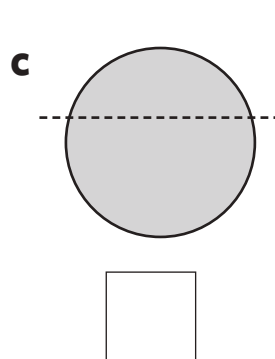
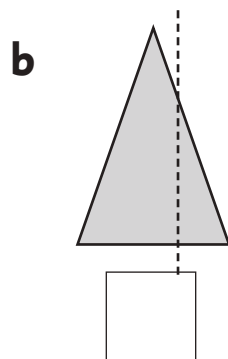
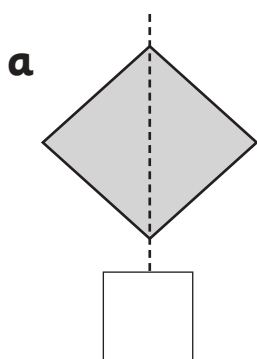


2  Tick the shapes that have 1 half shaded. Remember, halves must be **equal** or the **same**.





Fractions – equal parts

1 the shapes that have been divided into **equal** parts.



2 Divide these shapes into equal parts.



Is there only one way to do this? Compare your shapes with someone else at your table. Have you divided them the same way? Is one of you wrong or can you both be right?

3 You and your partner have been given these chocolates. Divide the group into 2 equal parts so you each get a fair share.




Fractions – writing fractions

When we divide a whole into 2 equal parts, we call each part a half.



This is one whole shape.

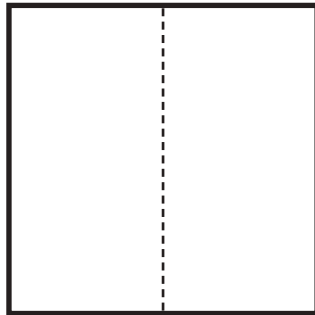


Half has been shaded.

We can write half as $\frac{1}{2}$ $\frac{\text{Number of shaded parts}}{\text{Number of equal parts}}$

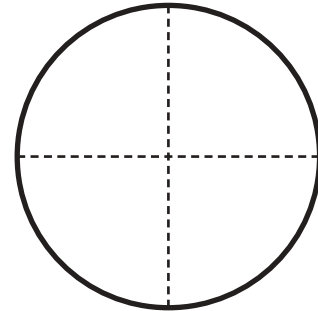
1 Shade **one** equal part of each shape and write the fraction.

a



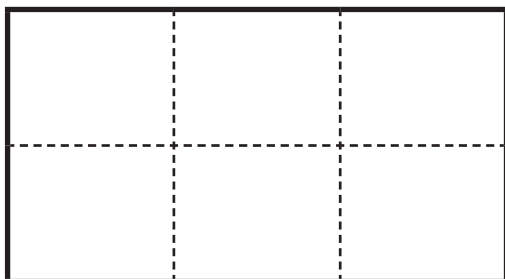
Number of shaded parts
Number of equal parts

b



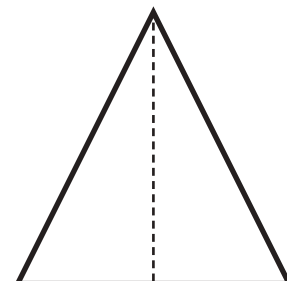
Number of shaded parts
Number of equal parts

c



Number of shaded parts
Number of equal parts

d







Number of shaded parts
Number of equal parts


Greater Than Less Than

Roll the dice and write in the the 2 numbers. Write in the correct sign
in the circle. < > or =

	○	
	○	
	○	
	○	
	○	
	○	
	○	
	○	



	○	
	○	
	○	
	○	
	○	
	○	
	○	
	○	




Greater
than

Remember,
I always eat the largest
number!

$$25 > 7$$




Less
than



I don't like eating
small numbers!

$$17 < 62$$




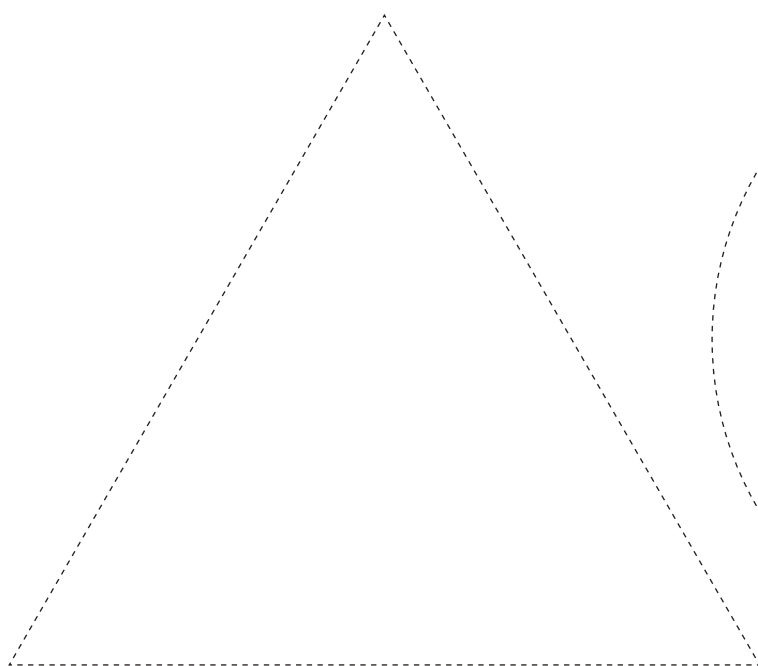

Fractions – halves

You will need:  scissors




What to do:

Cut out the shapes below. Find some different ways to fold them in halves. Show someone your ways.


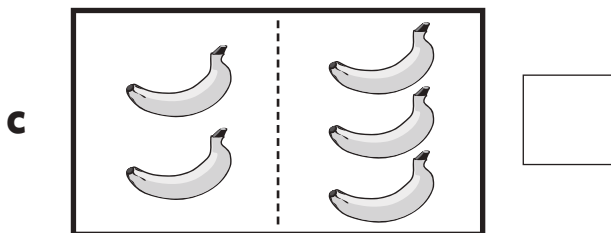
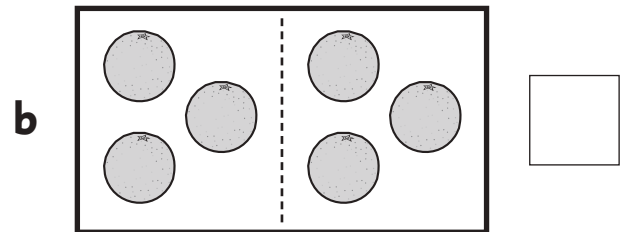



Fractions – half of a group

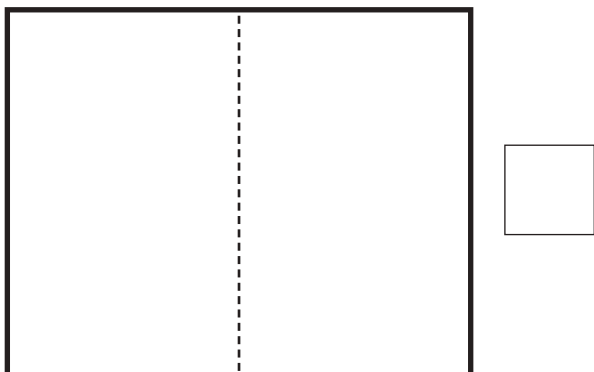
When we divide a group into 2 equal parts, we call each share or part a half. When they are equal, each share is fair.



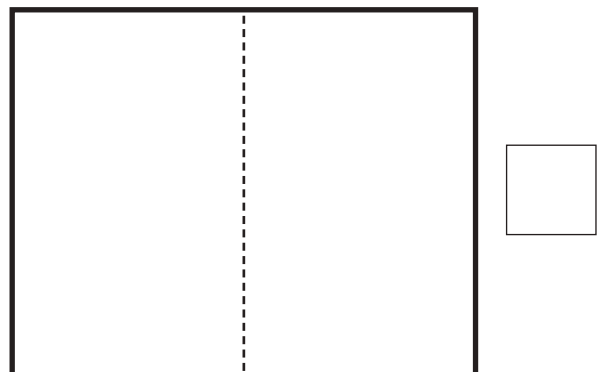
1 Tick all the groups that have been divided into 2 equal parts. Cross them if the parts are not equal.



2 Draw a group of hats in the box. Put half on one side of the line and half on the other. Are the parts equal? If so, tick the box.



3 Draw a group of stars in the box. Make the two parts unequal. Do you tick or cross the box?



Fractions – half of a group

You will need:  a partner  counters

What to do:

- a** Start with 2 counters. Divide the 2 counters into 2 equal groups. How many counters are in each group? Draw them.

$$\frac{1}{2} \text{ of } 2 \text{ is } \square$$

- b** Now take 4 counters. Divide the counters into 2 equal groups. How many counters are in each group? Draw them.

$$\frac{1}{2} \text{ of } 4 \text{ is } \square$$

- c** Now take 6 counters. Divide the counters into 2 equal groups. How many counters are in each group? Draw them.

$$\frac{1}{2} \text{ of } 6 \text{ is } \square$$

- d** Now take 8 counters. Divide the counters into 2 equal groups. How many counters are in each group? Draw them.


$$\frac{1}{2} \text{ of } 8 \text{ is } \square$$

- e** Can you see the pattern? Continue it on another piece of paper. How high can you and your partner go?


What to do next:

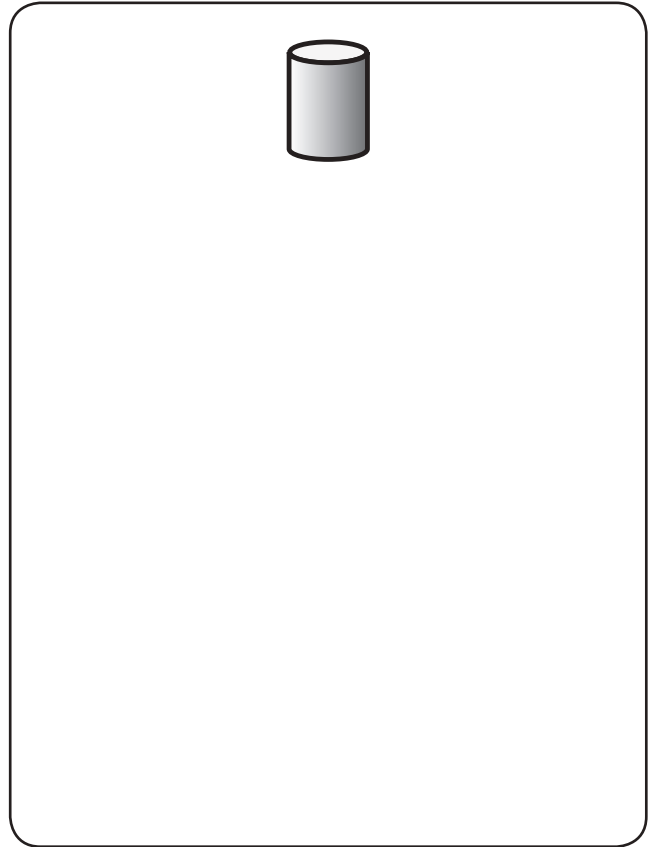



Can you make 2 equal groups out of 3, 5, or 7 counters? What happens?

Area picture squares



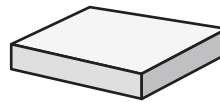
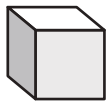
3D space – language

- 1  Write or tell someone what you call these shapes.
Draw an everyday object that is the same shape.




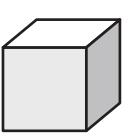
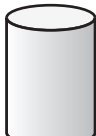
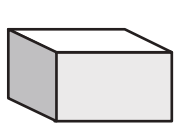

3D space – solids

These are some 3D objects.



They are not flat like  or . We often call 3D objects **solids**.

1 What are some everyday objects that are the same shape as these solids? Draw or write something for each solid.

 sphere	 cube	 cylinder	 prism	 cone

2 Circle the solids:

a that would **roll**



b that would **stack**



c that you have **the most of** in your classroom



d that you have **the least of** in your classroom



If it helps, find examples and test them out.

Geography lesson 3: Survival

Watch this video and answer the following question: <https://www.inquisitive.com/video/67-survivor>

What do you think is important to survive and why? _____

Write 3 ways we can use water.

Find 4 things in nature that humans can use. Eg. Aloe vera plant can be used to help with burns.

Foods through the ages.....

Click through the following links to see how food has changed through the years. The links are every 50 years. Once you have looked, write about what you noticed, for example: did the food change or what different food did you see coming through, or was there any food you thought was interesting, something you would like to try or not, or anything else you found while searching.

1770- <https://australianfoodtimeline.com.au/tag/1770s/>

1820- <https://australianfoodtimeline.com.au/tag/1820s/>

1870- <https://australianfoodtimeline.com.au/tag/1870s/>

1920- <https://australianfoodtimeline.com.au/tag/1920s/>

1970- <https://australianfoodtimeline.com.au/tag/1970s/>

2020- <https://australianfoodtimeline.com.au/tag/2020s/>