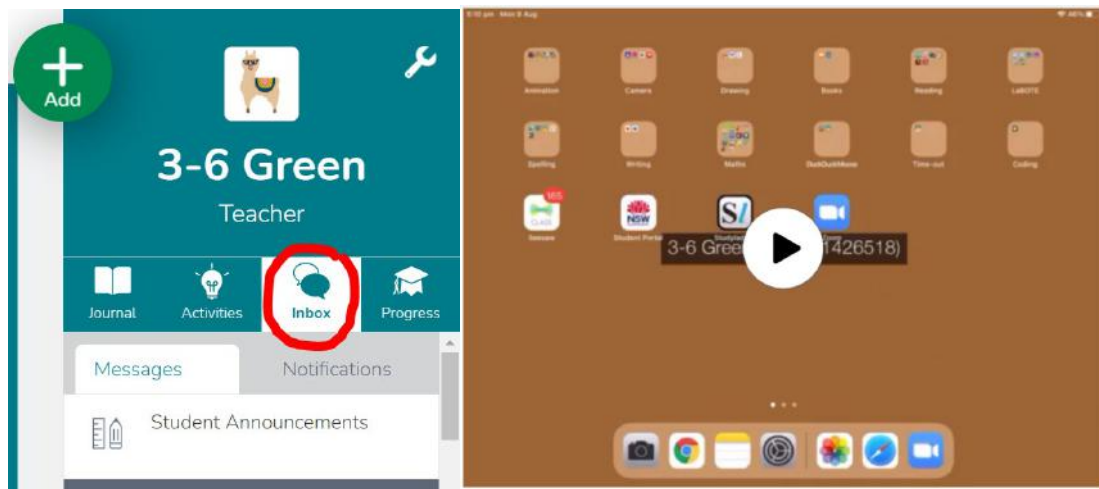


3-6 Green
Remote learning pack
Term 3 Week 6, 2021

Dear families,

We will be engaging with our teachers and friends in 3-6 Green **once a week** via **Zoom**. The instructions on how to sign into the Zoom app on your child's school iPad have been sent to all students as a video on **Seesaw**. The video can be found in the inbox section of Seesaw.



Your child requires their Department of Education username and password to sign into Zoom. These were included in the week 2 work pack. It is a small laminated card with usernames including Wushka, Mathematics and Literacy Planet.

If you have misplaced your child's logins, please message me on Seesaw or email me on daniella.lamas1@det.nsw.edu.au and I will get back to you with the usernames and passwords.

Kind regards,

Miss Lamas

Our third Zoom meeting is scheduled on
Wednesday 18th August at 11:00am

Theme: crazy hat

Meeting ID: 669 9284 4274

Passcode: 151856

Mrs Moon and I look forward to seeing you!



Badge Criteria-Remote Learning

To achieve any badge

- Listen to others when they are speaking
- Be responsible for my belongings and for school property
- Behave in a manner that allows others to learn
- Make positive choices with all adults and all students in all settings
- Be safe in all settings



To achieve **Bronze** or **Silver**

- and 'Have a go' and attempt remote learning tasks daily

To achieve **Gold**

- and Demonstrate a high level of application to most remote learning tasks




REMOTE LEARNING

BADGE REFLECTION



Badge Criteria	Week 4		Week 8	
	student	teacher	student	teacher
Listen to others when they are speaking.				
Be responsible for my own belongings and for school property.				
Behave in a manner that allows others to learn.				
Make positive choices with all adults and all students in all settings.				
Be safe in all settings.				
'Have a go' and attempt remote learning tasks daily. <i>(if I am working towards achieving Bronze or Silver)</i>				
Demonstrate a high level of application to most remote learning tasks. <i>(if I am working towards achieving Gold)</i>				
<u>My PBL goal is to:</u>				

3-6 Green remote learning timetable – Term 3, Week 6

TERM 3 WEEK 6	Monday 16 th August	Tuesday 17 th August	Wednesday 18 th August	Thursday 19 th August	Friday 20 th August
<p>Morning routine</p>  <p>Remember:</p> <p>Links to songs and videos are on the 3-6 Green remote learning page on the school website</p> <p>https://lethbridpkp.schools.nsw.gov.au/</p>	<p>Good morning 3-6 Green!</p> <p>- Sing the songs:</p> <ul style="list-style-type: none"> * Good Morning Song for Kids * Phonics Song 2 <p>- What zone are you in today?</p> <p>Are you in the green, blue, yellow or red zone?</p> <p>- What is the date today?</p> <p>Look at the calendar (go to the page with the August calendar).</p> <p>What is the day? ____</p> <p>What is the date? ____</p> <p>What is the month? ____</p> <p>What is the year? ____</p> <p>Say aloud: today is ____ (name of day), the ____ (date) of ____ (month) ____ (year).</p> <p>- What is the weather today?</p> <p>Is it sunny, cloudy, rainy, foggy, stormy, hot or cold?</p> <p>- Sight words practise:</p> <ul style="list-style-type: none"> * Oxford Sight Words – Blue Words 51-60 * Oxford Sight Words – Navy Words 61-70 	<p>Good morning 3-6 Green!</p> <p>- Sing the songs:</p> <ul style="list-style-type: none"> * Good Morning Song for Kids * Opposites Song <p>- What zone are you in today?</p> <p>Are you in the green, blue, yellow or red zone?</p> <p>- What is the date today?</p> <p>Look at the calendar (go to the page with the August calendar).</p> <p>What is the day? ____</p> <p>What is the date? ____</p> <p>What is the month? ____</p> <p>What is the year? ____</p> <p>Say aloud: today is ____ (name of day), the ____ (date) of ____ (month) ____ (year).</p> <p>- What is the weather today?</p> <p>Is it sunny, cloudy, rainy, foggy, stormy, hot or cold?</p> <p>- Sight words practise:</p> <ul style="list-style-type: none"> * Oxford Sight Words – Blue Words 51-60 * Oxford Sight Words – Navy Words 61-70 	<p>Good morning 3-6 Green!</p> <p>- Sing the songs:</p> <ul style="list-style-type: none"> * Good Morning Song for Kids * Phonics Song 2 <p>- What zone are you in today?</p> <p>Are you in the green, blue, yellow or red zone?</p> <p>- What is the date today?</p> <p>Look at the calendar (go to the page with the August calendar).</p> <p>What is the day? ____</p> <p>What is the date? ____</p> <p>What is the month? ____</p> <p>What is the year? ____</p> <p>Say aloud: today is ____ (name of day), the ____ (date) of ____ (month) ____ (year).</p> <p>- What is the weather today?</p> <p>Is it sunny, cloudy, rainy, foggy, stormy, hot or cold?</p> <p>- Sight words practise:</p> <ul style="list-style-type: none"> * Oxford Sight Words – Blue Words 51-60 * Oxford Sight Words – Navy Words 61-70 	<p>Good morning 3-6 Green!</p> <p>- Sing the songs:</p> <ul style="list-style-type: none"> * Good Morning Song for Kids * Opposites Song <p>- What zone are you in today?</p> <p>Are you in the green, blue, yellow or red zone?</p> <p>- What is the date today?</p> <p>Look at the calendar (go to the page with the August calendar).</p> <p>What is the day? ____</p> <p>What is the date? ____</p> <p>What is the month? ____</p> <p>What is the year? ____</p> <p>Say aloud: today is ____ (name of day), the ____ (date) of ____ (month) ____ (year).</p> <p>- What is the weather today?</p> <p>Is it sunny, cloudy, rainy, foggy, stormy, hot or cold?</p> <p>- Sight words practise:</p> <ul style="list-style-type: none"> * Oxford Sight Words – Blue Words 51-60 * Oxford Sight Words – Navy Words 61-70 	<p>Good morning 3-6 Green!</p> <p>- Sing the songs:</p> <ul style="list-style-type: none"> * Good Morning Song for Kids * Phonics Song 2 <p>- What zone are you in today?</p> <p>Are you in the green, blue, yellow or red zone?</p> <p>- What is the date today?</p> <p>Look at the calendar (go to the page with the August calendar).</p> <p>What is the day? ____</p> <p>What is the date? ____</p> <p>What is the month? ____</p> <p>What is the year? ____</p> <p>Say aloud: today is ____ (name of day), the ____ (date) of ____ (month) ____ (year).</p> <p>- What is the weather today?</p> <p>Is it sunny, cloudy, rainy, foggy, stormy, hot or cold?</p> <p>- Sight words practise:</p> <ul style="list-style-type: none"> * Oxford Sight Words – Blue Words 51-60 * Oxford Sight Words – Navy Words 61-70
<p>English – reading</p> 	<p>Wushka:</p> <p>Click the Wushka app on your iPad or sign into the Wushka website on your device. Go to https://wushka.com.au</p> <p>Choose and read ONE (1) of the books assigned to you.</p> 	<p>EpicBooks:</p> <p>Sign into the EpicBooks website on your device. Go to www.getepic.com/students</p> <p>The class code to sign in is ric1039. Read your choice of book for 10 minutes.</p> 	<p>Wushka:</p> <p>Sign into the Wushka website on your device or click the Wushka app on your iPad. Go to https://wushka.com.au</p> <p>Choose ONE (1) of the books allocated to you.</p> 	<p>EpicBooks:</p> <p>Sign into the EpicBooks website on your device. Go to www.getepic.com/students</p> <p>The class code to sign in is ric1039. Read your choice of book for 10 minutes.</p> 	<p>Wushka:</p> <p>Sign into the Wushka website on your device or click the Wushka app on your iPad. Go to https://wushka.com.au</p> <p>Choose ONE (1) of the books allocated to you.</p> 

English – spelling



Spelling words:

Go to the page called **spelling**. Find the **word sort** with your name on it. Find the **spelling list** with your name on it.

Go to the **school website** and find your **word work video** from Mrs Moon:

- * Word work – Hunter
- * Word work – Sarah
- * Word work – April
- * Word work – Alex, Caitlynn, Stanley, Mia, Ben, Kaelum and Ethan
- * Word work – Jonathan, Shayleigh and Daniel
- * Word work – Chloe
- * Word work – TJ and Scott

Listen to Mrs Moon read the words. Watch Mrs Moon cut up her words and sort them.

Your turn –

1) Cut up your words




2) Say your words



3) Sort your words like Mrs Moon and take a photo for Seesaw



Boggle:

Go to the page called **BOGGLE – Tuesday**. How many words can you make? Write them. Take a  and post it on Seesaw.



C	O	T	D
T	L	E	O
U	G	U	R
A	S	R	P

Spelling words:

Get your **word sort** from your pack. Get your **spelling list**.

Go to the **school website** and find your **word work video** from Mrs Moon:

- * Word work – Hunter
- * Word work – Sarah
- * Word work – April
- * Word work – Alex, Caitlynn, Stanley, Mia, Ben, Kaelum and Ethan
- * Word work – Jonathan, Shayleigh and Daniel
- * Word work – Chloe
- * Word work – TJ and Scott

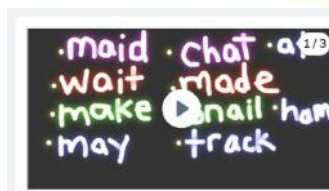
Listen to Mrs Moon read the words. Watch Mrs Moon cut up her words and sort them.

Your turn –

1) Sort your words and take a photo




2) Write your words on Seesaw – Glow Spelling



3) Read your words



Boggle:

Go to the page called **BOGGLE – Thursday**. How many words can you make? Write them. Take a  and post it on Seesaw.



T	B	F	O
L	Y	H	I
V	E	N	N
A	O	O	T

Spelling words:

Get your **word sort** from your pack. Get your **spelling list**.

Go to the **school website** and find your **word work video** from Mrs Moon:

- * Word work – Hunter
- * Word work – Sarah
- * Word work – April
- * Word work – Alex, Caitlynn, Stanley, Mia, Ben, Kaelum and Ethan
- * Word work – Jonathan, Shayleigh and Daniel
- * Word work – Chloe
- * Word work – TJ and Scott


Listen to Mrs Moon read the words. Watch Mrs Moon cut up her words and sort them.

Your turn –

1) Sort your words and take a photo











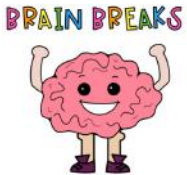










2) Write your words on Seesaw – Rainbow Spelling



3) Read your words




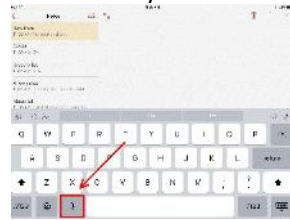
<p>English – handwriting</p> 	<p>Letters V and W: Go to the school website. Find the video called handwriting - letters V and W. Watch Miss Lamas trace and write the letters.</p> <p>Go to the V and W handwriting page. Practise tracing and writing the letters. Then move onto the sentence and numbers. Remember to sit straight, keep your flat feet on the floor and take a break when your hand is feeling tired. Take a  and post it on Seesaw.</p> 	<p>Letters O and Q: Go to the school website. Find the video called handwriting – letters O and Q. Watch Miss Lamas trace and write the letters.</p> <p>Go to the O and Q handwriting page. Practise tracing and writing the letters. Then move onto the words. Remember to sit straight, keep your flat feet on the floor and take a break when your hand is feeling tired. Take a  and post it on Seesaw.</p> 	<p>Letters X and Y: Go to the school website. Find the video called handwriting – letters X and Y. Watch Miss Lamas trace and write the letters.</p> <p>Go to the X and Y handwriting page. Practise tracing and writing the letters. Then move onto the words. Remember to sit straight, keep your flat feet on the floor and take a break when your hand is feeling tired. Take a  and post it on Seesaw.</p> 	<p>Letters U and K: Go to the school website. Find the video called handwriting - letters U and K. Watch Miss Lamas trace and write the letters.</p> <p>Go to the U and K handwriting page. Practise tracing and writing the letters. Then move onto the words. Remember to sit straight, keep your flat feet on the floor and take a break when your hand is feeling tired. Take a  and post it on Seesaw.</p> 	<p>Letters L and K: Go to the school website. Find the video called handwriting – letters L and K. Watch Miss Lamas trace and write the letters.</p> <p>Go to the L and K handwriting page. Practise tracing and writing the letters. Then move onto the words. Remember to sit straight, keep your flat feet on the floor and take a break when your hand is feeling tired. Take a  and post it on Seesaw.</p> 
<p>Brain break</p> 	<p>Go to the school website. Choose TWO (2) Go Noodle videos to get your heart pumping!</p> 	<p>Go to the school website. Choose TWO (2) Go Noodle videos to get your heart pumping!</p> 	<p>Go to the school website. Choose TWO (2) Go Noodle videos to get your heart pumping!</p> 	<p>Go to the school website. Choose TWO (2) Go Noodle videos to get your heart pumping!</p> 	<p>Go to the school website. Choose TWO (2) Go Noodle videos to get your heart pumping!</p> 
<p>English – writing</p> 	<p>Roll a silly sentence: Go to the school website. Watch the video called roll a silly sentence. Watch how Mrs Moon builds her sentence.</p>	<p>Independent writing: Go to the school website. Watch the video called how to use voice to text.</p>	<p>Roll a silly sentence: Go to the school website. Watch the video called roll a silly sentence. Watch how Mrs Moon builds her sentence.</p>	<p>Independent writing: Go to the school website. Watch the video called how to use voice to text.</p>	<p>Roll a silly sentence: Go to the school website. Watch the video called roll a silly sentence. Watch how Mrs Moon builds her sentence.</p>

Go to the page called **Roll a Silly Sentence**. Roll the dice in your pack and use the numbers to help you build your sentence. Write 5 sentences on the lined paper. E.g. I rolled the numbers 1, 6, 6 and 3. My sentence is: The snake drank a milkshake in the rain yesterday. Take a  and post it on Seesaw. 

Roll a Silly Sentence			
who:	what:	where:	when:
1	The snake	twisted	in the snow
2	The frog	sang a song	in the jungle
3	The dragon	tapped danced	near the playground
4	The dragon	ran a race	in the desert
5	The mouse	jumped rope	at the beach
6	The lion	drank a milkshake	in the rain

Lined writing area for the first activity.

1) Use **voice to text** on your iPad to record your sentence. 
 2) Copy your sentence and write it on the lined paper.





Lined writing area for the second activity.

Hunter, Sarah, April, Alex:
What is your favourite movie? Why?
 Record and write **2 sentences**.

Chloe, Stanley, Mia, Ethan, Ben, Kaelum, Shayleigh, Scott and Caitlynn:
What is your favourite movie? Why?
 Record and write **3 sentences**.

TJ, Jonathan and Daniel:
What is your favourite movie? Describe it.
 Record and write **4 sentences**.
 Use joining words like 'and' and 'because'.

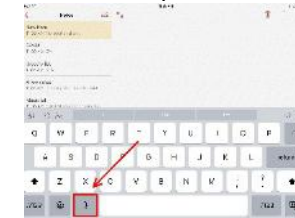
Go to the **school website**. Watch the video called **self-assessing my writing**. Check your work just like Miss

Go to the page called **Roll a Silly Sentence**. Roll the dice in your pack and use the numbers to help you build your sentence. Write 5 sentences on the lined paper. E.g. I rolled the numbers 1, 6, 6 and 3. My sentence is: The snake drank a milkshake in the rain yesterday. Take a  and post it on Seesaw. 

Roll a Silly Sentence			
who:	what:	where:	when:
1	The snake	twisted	in the snow
2	The frog	sang a song	in the jungle
3	The dragon	tapped danced	near the playground
4	The dragon	ran a race	in the desert
5	The mouse	jumped rope	at the beach
6	The lion	drank a milkshake	in the rain

Lined writing area for the second activity.

1) Go to the page called **writing – Thursday**.
 2) Look at the picture. What can you see? What is happening? Think about who, what, when and where to describe the picture.
 3) Use **voice to text** on your iPad to record your sentence.



4) Copy your sentence and write it on the lines.



Write about what you can see in the picture (think about who, what, when, where):



Lined writing area for the writing activity.

Hunter, Sarah, April, Alex:
 Record and write **2 sentences**.

Chloe, Stanley, Mia, Ethan, Ben, Kaelum, Shayleigh, Scott and Caitlynn:
 Record and write **3 sentences**.






























TJ, Jonathan and Daniel:
 Record and write **4 sentences**.

Go to the **school website**. Watch the video called **self-assessing my writing**. Check your work just like Miss

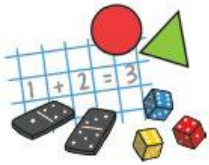
Go to the page called **Roll a Silly Sentence**. Roll the dice in your pack and use the numbers to help you build your sentence. Write 5 sentences on the lined paper. E.g. I rolled the numbers 1, 6, 6 and 3. My sentence is: The snake drank a milkshake in the rain yesterday. Take a  and post it on Seesaw. 

Roll a Silly Sentence			
who:	what:	where:	when:
1	The snake	twisted	in the snow
2	The frog	sang a song	in the jungle
3	The dragon	tapped danced	near the playground
4	The dragon	ran a race	in the desert
5	The mouse	jumped rope	at the beach
6	The lion	drank a milkshake	in the rain

Lined writing area for the second activity.

		<p>Lamas. Do you have a capital letter, finger space and full stop?</p> <p>Take a  and post it on Seesaw. </p>		<p>Lamas. Do you have a capital letter, finger space and full stop?</p> <p>Take a  and post it on Seesaw. </p>	
<p>English – sight words</p> 	<p>Sight words: Go to the page called sight words. Find your sight word list.</p> <p>Go to the school website and find your sight words video from Mrs Moon.</p> <p>Listen to Mrs Moon reading the words and say them with her. Listen to Mrs Moon saying her word in a sentence.</p> <p>Build it, write it, say it </p>  <ol style="list-style-type: none"> 1) Build your words with the letters 2) Write your words  3) Read your words  	<p>Online sight word game: Click on your sight word game link in Seesaw. </p> <p>Hunter, Sarah, April, Chloe, Stanley, Mia, Ethan, Ben, Caitlynn, Kaelum and Shayleigh:</p> <p>Balloon pop</p>  <p>Scott, Alex, TJ, Jonathan and Daniel:</p> <p>Memory</p> 	<p>Sight words: Go to the page called sight words. Find your sight word list.</p> <p>Go to the school website and find your sight words video from Mrs Moon.</p> <p>Listen to Mrs Moon reading the words and say them with her. Listen to Mrs Moon saying her word in a sentence.</p> <p>Sight words </p>  <ol style="list-style-type: none"> 1) Write your words on Seesaw 2) Read your words  3) Ask an adult to help you write your words in a sentence 4) Read your sentences  	<p>Online sight word game: Click on your sight word game link in Seesaw. </p> <p>Hunter, Sarah, April, Chloe, Stanley, Mia, Ethan, Ben, Caitlynn. Kaelum and Shayleigh:</p> <p>Memory Match</p>  <p>Scott, Alex, TJ, Jonathan and Daniel:</p> <p>Missing word</p> 	<p>Sight words: Go to the page called sight words. Find your sight word list.</p> <p>Go to the school website and find your sight words video from Mrs Moon.</p> <p>Listen to Mrs Moon reading the words and say them with her. Listen to Mrs Moon saying her word in a sentence.</p> <p>Read it, build it, write it </p>  <ol style="list-style-type: none"> 1) Build your words with the letters 2) Write your words  3) Read your words 
<p>Crunch and Sip</p> 	<p>Eat fruit or vegetables. Drink a cup of water. Go to Seesaw and find your BTN activity. Listen to the news story.</p> 	<p>Eat fruit or vegetables. Drink a cup of water. Listen to Mrs Moon read a story on Seesaw.</p> 	<p>Eat fruit or vegetables. Drink a cup of water. Go to Seesaw and find your BTN activity. Listen to the news story.</p> 	<p>Eat fruit or vegetables. Drink a cup of water. Listen to Mrs Moon read a story on Seesaw.</p> 	<p>Eat fruit or vegetables. Drink a cup of water. Go to Seesaw and find your BTN activity. Listen to the news story.</p> 


Mathematics - number




Go to the school website.
Choose **ONE (1) Numberock video** to sing along to:
Number lines song or
Symmetry song



Go to the school website.
Watch the video called **rolling around the world**. Watch Miss Lamas use the dots on her dice to count on.

Grab your **two dice**  from your pack. Roll the dice. Count on from the face with the most amount of dots. How many dots are there altogether? E.g. I rolled 6 dots and 4 dots. I hold up 4 fingers and count on from 6... 7, 8, 9, 10. I have 10 dots altogether. Practise adding on your own or play with someone to practise adding with speed.

Number warm up:
Log onto **Mathletics**  and play Live Mathletics. Practise your friends of ten by racing other people. **Play for 10 minutes.**



Whole number:
Hunter, April, Mia, Ethan, Shayleigh, Caitlynn, Sarah, Alex, Stanley:

Go to the worksheet called **teen numbers match up**. Match the numbers, base 10 and ten frames. Colour them the same colour.

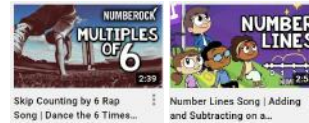
Match Up

Match the number, Base 10 and ten frames and color them the same color.


	15
13	
	14
	16
18	

Take a  and post it on Seesaw. 

Go to the school website.
Choose **ONE (1) Numberock video** to sing along to:
Multiples of 6 song or
Number lines song




Go to the school website.
Watch the video called **rolling the smallest number**. Watch Miss Lamas play the game before you play with someone.

Grab your **two dice**  from your pack. Choose someone to play with. Roll the dice and arrange the numbers to make the smallest number possible. Record your number on the paper called **rolling the smallest number game**. It is your partner's turn now. Who made the smallest number? Circle it. That player gets a point.

Player 1	Player 2

Take a  and post it on Seesaw. 

Number warm up:
Log onto **Mathletics**  and play Live Mathletics. Practise your friends of ten by racing other people. **Play for 10 minutes.**



Whole number:
Hunter, April, Mia, Ethan, Shayleigh, Caitlynn, Sarah, Alex, Stanley:

Go to the worksheet called **numbers to 50 – numbers and words**. Play with someone and match the numbers to the words.

Numbers to 50 – numbers and words

What do you see?


20	21	22	23	24	twenty two	twenty one
30	31	32	33	34	twenty four	thirty
45	46	47	48	49	thirty one	thirty two
26	36	27	37	50	thirty three	thirty four
					forty five	forty six
					forty seven	forty eight
					forty nine	twenty six
					thirty six	twenty seven
					thirty seven	fifty

Take a  and post it on Seesaw. 

Go to the school website.
Choose **ONE (1) Numberock video** to sing along to:
Symmetry song or **Multiples of 6 song**



Go to the school website.
Watch the video called **rolling the biggest number**. Watch Miss Lamas play the game before you play with someone.

Grab your **two dice**  from your pack. Choose someone to play with. Roll the dice and arrange the numbers to make the smallest number possible. Record your number on the paper called **rolling the biggest number game**. It is your partner's turn now. Who made the smallest number? Circle it. That player gets a point.

Player 1	Player 2

Take a  and post it on Seesaw. 

Whole number:
Daniel, Chloe, Ben, Kaelum,
Scott, TJ, Jonathan:

Go to the worksheet called **compare numbers (1000)**.
Write the numbers in numerical form to match its written form.

Compare Numbers (1000) Name: _____

Shown above each child is the number of collector cards they have. Place the letters A-E to show your answers.

A. Who has the least number of cards?
B. Who has the most number of cards?
C. Who has between 500 and 600 cards?
D. Who has the second most number of cards?
E. Who has one less than 340 cards?

613 208 565 638 339

Circle the largest number in each row. Shade the smallest number in each row.

208 416 312 199
946 109 401 662
499 733 826 813

Write these numbers in order from Smallest to Largest:
625 247 874 980 572 321

Take a and post it on Seesaw.

Whole number:
Daniel, Chloe, Ben, Kaelum,
Scott, TJ, Jonathan:

Go to the worksheet called **looking at whole numbers – ordering numbers**. Practise ordering your numbers.

Looking at whole numbers – ordering numbers

When we place numbers in order, we need to look carefully at the position and the value of each digit. Are these numbers in the right order?
345, 354, 453, 534

We are now going to practise working with numbers up to 1 000.

Here is a section of a hundred chart. Complete the missing numbers:

221	222	223	224	225	226	227	228	229	230
231	232	233	234	235	236	237	238	239	240
241	242	243	244	245	246	247	248	249	250
251	252	253	254	255	256	257	258	259	260
261	262	263	264	265	266	267	268	269	270

Imagine this chart continued into the 300s. Complete the missing numbers from these parts:

a

362	
-----	--

 b

378	
-----	--

c

351	
-----	--

 d

332	
-----	--

 e

311	
-----	--

Create these numbers:

351

Building and Understanding Whole Numbers
Copyright © Pearson Education, Inc.

Take a and post it on Seesaw.

Brain break

BRAIN BREAKS



Go to the **school website**.
Choose **TWO (2)** Go Noodle videos to get your heart pumping!

GoNoodle

Go to the **school website**.
Choose **TWO (2)** Go Noodle videos to get your heart pumping!

GoNoodle

Go to the **school website**.
Choose **TWO (2)** Go Noodle videos to get your heart pumping!

GoNoodle

Go to the **school website**.
Choose **TWO (2)** Go Noodle videos to get your heart pumping!

GoNoodle

Go to the **school website**.
Choose **TWO (2)** Go Noodle videos to get your heart pumping!

GoNoodle

Mathematics – Measurement



Length:
Object hunt – bigger than 30cm:
Go on a hunt around your house and search for objects that are **bigger than 30cm**. These objects need to be bigger than your ruler.

Position:
Go to the school website. Watch the video called **making my own map**.
Watch Miss Lamas draw a map of her house with a ruler. Listen to Miss Lamas explain


Length:
Go to the school website. Watch the video called **centimetres**.
Watch Miss Lamas explain what a centimetre is and how

Position:
Go to the page called **build a town**. Build your own town for other people to live in. Be creative! Complete the worksheets.

Length:
Object hunt – smaller than 30cm:
Go on a hunt around your house and search for objects that are **smaller than 30cm**. These objects need to be smaller than your ruler.

Check that the object is bigger by placing it next to the ruler.




Find 7 objects that are bigger than 30cm.

Take  and post them on Seesaw. 

the direction she takes to travel from her bedroom to the kitchen.

Map making:


Go to the page called **map of my house**.

- 1) Draw a map of your house
- 2) Label each room
- 3) Take a  and post your map on 
- 4) Using the microphone on Seesaw, tell Miss Lamas the direction you need to travel to go from your bedroom to your kitchen 

she uses a ruler to measure objects.

Hunter, April, Mia, Ethan, Shayleigh, Caitlynn, Sarah, Alex, Ben, Kaelum, Stanley:


Go to the page called **balloon**. Measure the lines with a ruler and record them. Complete the worksheet.




Take a  and post it on Seesaw. 



Daniel, Chloe, Scott, TJ, Jonathan:

Go to the page called **line segment – ruler**. Complete the worksheet. Go to the page called **measuring bars**. Complete the worksheet.





Take a  and post it on Seesaw. 












Take a  and post it on Seesaw. 

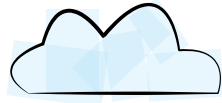
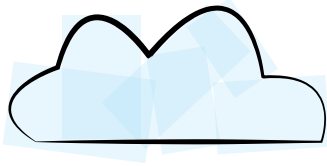
Check that the object is smaller by placing it next to the ruler.

Find 7 objects that are smaller than 30cm.

Take  and post them on Seesaw. 

<p>Geography with Ms Dalton</p> 	<p>N/A</p>	<p>N/A</p>	<p>Go to the page called lesson 2: animal habitats.</p> <p>Go to the school website. Watch Ms Dalton's video.</p> <p>Click on the links on Seesaw to help you with your internet research.</p> <p><u>Lesson 2: Animal Habitats</u> Animals need food, water, oxygen, and a safe home to live in. The habitat they live in provides all of these. Most animals also have other specific needs that only their particular habitat will provide.</p> <p>Activity: Match these animals with the unusual things that they need to survive. Use the research links below to check your answers and to learn more about these creatures and their unusual habitats.</p> <p>Beaver kits: https://www.456kids.com/learning/2019/05/01/animal-habitats/ Ormuskota shrimp: https://www.456kids.com/learning/2019/05/01/animal-habitats/ Golden jellyfish: https://www.456kids.com/learning/2019/05/01/animal-habitats/ Leaf cutter ants: https://www.456kids.com/learning/2019/05/01/animal-habitats/ Bat of Brachin in Texas: https://www.456kids.com/learning/2019/05/01/animal-habitats/ Dung beetle: https://www.456kids.com/learning/2019/05/01/animal-habitats/</p>  <p>Complete the worksheet.</p> <p>Take a  and post it on Seesaw. </p>	<p>N/A</p>	<p>N/A</p>
--	------------	------------	---	------------	------------

<p>Mindfulness</p> 	<p>Extras: colouring in activities and dot-to-dot activities.</p> <p>Attached to back of your work pack are calm, mindfulness activities you may wish to do as a break or once you have finished your work. These are an option.</p>    			
---	--	--	--	--




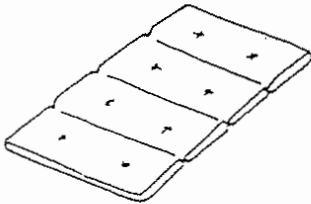


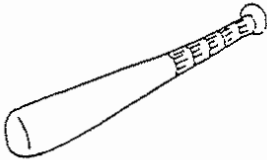




August

2021

SUNDAY	MONDAY	TUESDAY	WEDNESDAY	THURSDAY	FRIDAY	SATURDAY
1 Weekend	2 Hunter's birthday	3	4	5	6	7 Weekend
8 Weekend	9	10	11	12	13	14 Weekend
15 Weekend	16	17	18	19	20	21 Weekend
22 Weekend	23	24	25	26	27 Miss Lamas' birthday	28 Weekend
29 Weekend	30	31	1	2	3	4

Spelling - Hunter


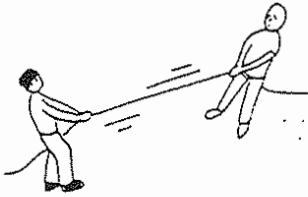

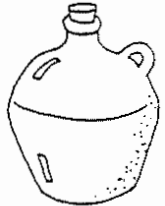


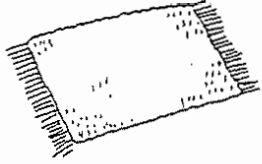
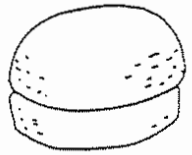




SORT 6 AT Word Families

cat	mat	hat
rat	bat	fat
sat	pat	bat
		
		
		

Words Their Way: Word Sorts for Letter Name-Alphabetic Spellers ©2004 by Prentice Hall, Inc.



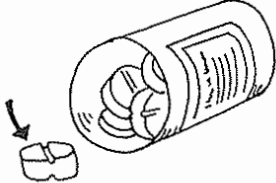

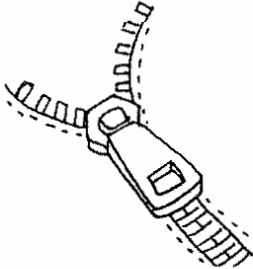
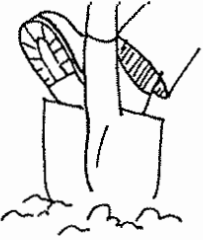



Spelling - Sarah

SORT 11 UG, UT and UN Word Families

run	cut	mug	jug
tug	sun	hut	rug
nut	bun	shut	bug
			
			
			





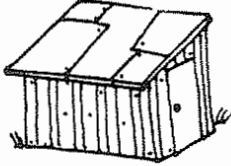




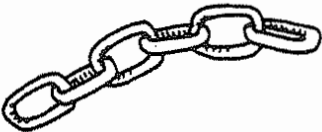








Spelling - April

SORT 12 IG, IP, and ILL Word Families

pig	pill	wig
lip	mill	hill
dig	zip	rip
		
		
		

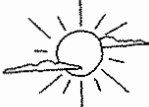
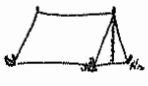


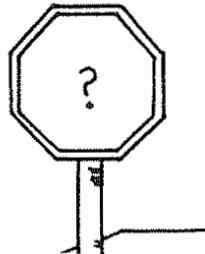
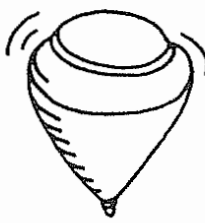
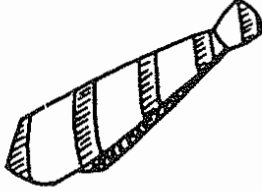

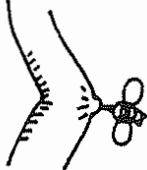



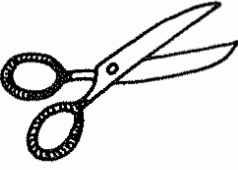
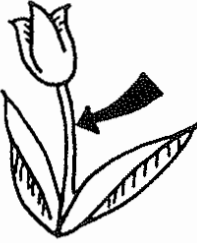



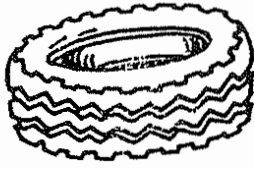
Spelling - Alex, Caitlynn, Stanley, Mia, Ben, Kaelum, Ethan

SORT 15 H, SH, and CH Digraphs

h 	sh 	ch 
		
		
		
		
		




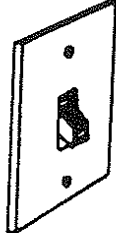





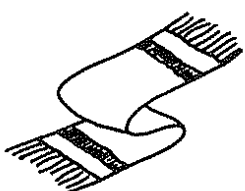







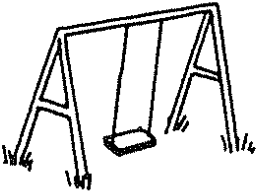
Spelling - Jonathan, Shayleigh and Daniel

SORT 18 S, T, and ST Blend

s 	t 	st 
		
	6 	
		
		
		






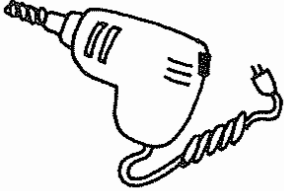


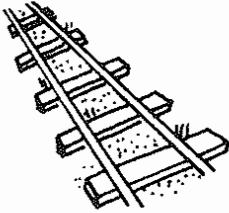
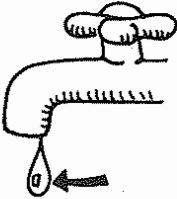




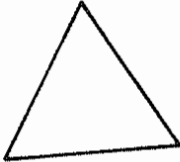



Spelling - Chloe

SORT 20 SC, SN, and SW Blends

SC 	sn 	sw 
		
		
		
		
		

Spelling - TJ and Scott

SORT 25 PR, TR, and DR Blends

pr 	dr 	tr 
		
		
		
		
		

Words Their Way: Word Sorts for Letter Name-Alphabetic Spellers ©2004 by Prentice Hall, Inc.

Spelling list – Hunter

at
Cat
Mat
Hat
Rat
Bat
Fat
Sat
Pat
Bat

Spelling list – Sarah

ut	ug	Un
Cut	Mug	Run
Hut	Jug	Sun
Nut	Tug	Bun
Shut	Rug	
	Bug	

Spelling list – April

ip	ig	ill
Lip	Pig	Pill
Zip	Wig	Mill
Rip	Dig	Hill

Spelling list – Alex, Caitlynn, Stanley, Mia, Ben, Kaeulm, Ethan

h	sh	ch
Hat	Shed	Cheese
Hose	Shop	Chain
Ham	Sheep	Chop
House	Shave	Chest
	Shower	Chimney
		Cherry

Spelling list – Jonathan, Shayleigh, Daniel

s	t	st
Six	Tie	Stem
Sink	Tyre	Stop
Scissors	Top	Stump
		Star
		Stamp
		Stick
		Sting
		Stir
		Stool

Spelling list – Chloe

sc	sn	sw
School	Snake	Swan
Scout	Snap	Switch
Scarecrow	Snowman	Sweet
Scarf	Snow	Sweep
Score		Swim
Scale		

Spelling list – TJ, Scott

pr	dr	tr
Price	Drill	Trap
Pray	Dress	Tracks
Prize	Drip	Tractor
Pretzel	Dream	Triangle
	Dragon	Truck
	Drive	

BOGGLE – Tuesday

C	O	T	D
T	L	E	O
U	G	U	R
A	S	R	P

Date:

V V V W W W

V V

Victoria

Vietnam

W W

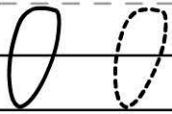
Wales

William

V W V W

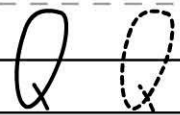
W W W W

Date:



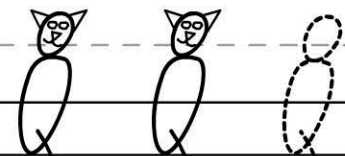
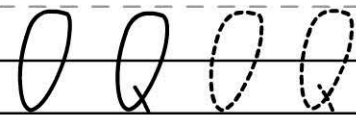
October

Oliver



Queensland

Quebec



Date:

X X X Y Y Y

y y

Yemen

Yvette

X X

Xavier

Xian

X Y X Y

X Y X Y X Y

Date:

U U U K K K

U U

Uganda

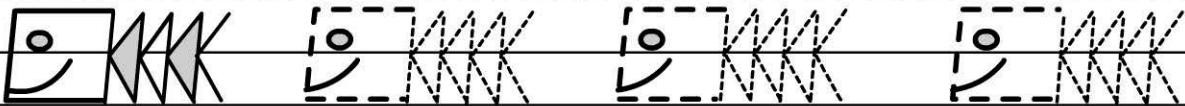
Uma

K K

Kuwait

Ken

UK



Date:

L L L K K K

L L

London

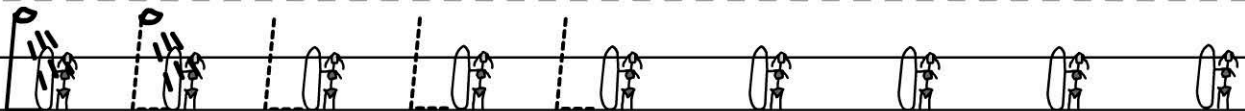
Lilly

K K

Kenya

Kate

L K L K







Roll a Silly Sentence

choice page #11

	Who:	What:	Where:	When:
	The snake	twirled	in the snow	on a cold day.
	The frog	sang a song	in the jungle	on a hot day.
	The dragon	tapped danced	near the playground	yesterday.
	The alligator	ran a race	in the desert	on a windy day.
	The mouse	jumped rope	at the beach	on vacation.
	The lion	drank a milkshake	in the rain	on St. Patrick's Day.







Writing – Thursday



Write about what you can see in this picture (think about **who, what, when, where**)

Sight Words

Daniel - sight words
Week 6 and 7

places
connection
statistics
immigrant
nation

Ethan - sight words
Week 6 and 7

of
on
that
got
were

Kaelum - sight words
Week 6 and 7

back
going
because
out
said

Shayleigh - sight words
Week 6 and 7

played
found
down
were
ran

April - sight words
Week 6 and 7

out
have
then
with
for

Hunter - sight words
Week 6 and 7

there
and
he
she
is

Mia - sight words
Week 6 and 7

out
are
for
time
back

Ben - sight words
Week 6 and 7

do
ran
from
can
played

Scott - sight words
Week 6 and 7

found
really
know
other
lived

Chloe - sight words
Week 6 and 7

that
found
know
said
shouted

Stanley - sight words
Week 6 and 7

went
with
because
all
are

Sarah - sight words
Week 6 and 7

were
for
day
with
me

TJ - sight words
Week 6 and 7

felt
cousin
excited
arrived
happily

Caitlynn - sight words
Week 6 and 7

didn't
if
found
I'm
started

Jonathan - sight words
Week 6 and 7

island
mountain
Torres Strait
subtract
sum

Alex - sight words
Week 6 and 7

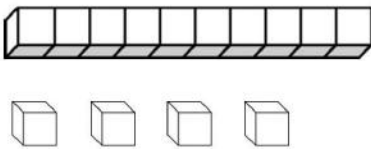

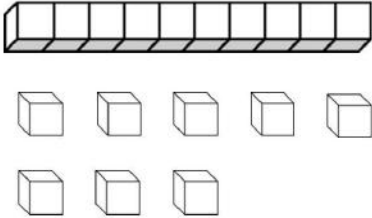

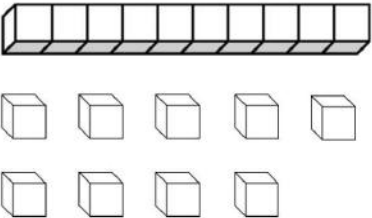


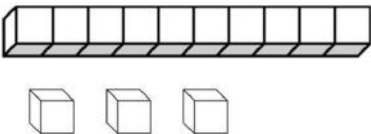
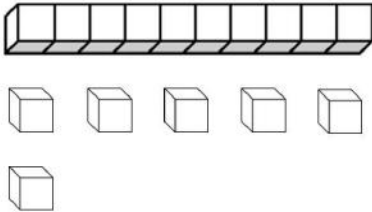

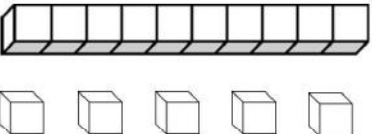

I'm
it's
later
don't
ok

Name: _____

Teen Numbers

Match Up

Match the number, Base 10 and ten frames and color them the same color.

		15
13		
	19	14
	16	
18		
		


Shown above each child is the number of collector cards they have.
Place the letters A-E to show your answers.

- A - Who has the least number of cards?
- B - Who has the most number of cards?
- C - Who has between 500 and 600 cards?
- D - Who has the second most number of cards?
- E - Who has one less than 340 cards?

613




208




565



638



339



Circle the largest number in each row. Shade the smallest number in each row.

208 — 416 — 312 — 199

946 — 109 — 401 — 662

499 — 733 — 826 — 813

Write these numbers in order from Smallest to Largest.

625 247 874 980 572 321

--	--	--	--	--	--

ROLLING THE SMALLEST NUMBER GAME

Player 1	Player 2
_____	_____

Numbers to 50 – numerals and words

You will need:  a partner  scissors



What to do:

Cut out the cards on these two pages. Spread out the numbers face down in 1 group and spread out the words face down in another group.

Decide who will go first. Player 1, turn over 1 card from the number group and 1 card from the word group. If they match, you keep the cards and get another turn. If not, turn them back over and Player 2 has a turn. Play till all the cards are gone. Who has the most cards at the end?



20	21	22	23	24
30	31	32	33	34
45	46	47	48	49
26	36	27	37	50

Numbers to 50 – numerals and words (continued)



twenty	twenty one
twenty two	twenty three
twenty four	thirty
thirty one	thirty two
thirty three	thirty four
forty five	forty six
forty seven	forty eight
forty nine	twenty six
thirty six	twenty seven
thirty seven	fifty

Looking at whole numbers – ordering numbers

When we place numbers in order, we need to look carefully at the position and the value of each digit. Are these numbers in the right order?

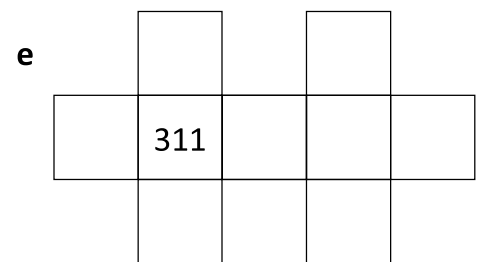
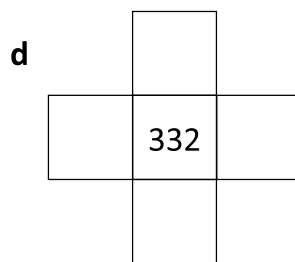



345, 354, 453, 534

We are now going to practise working with numbers up to 1 000.

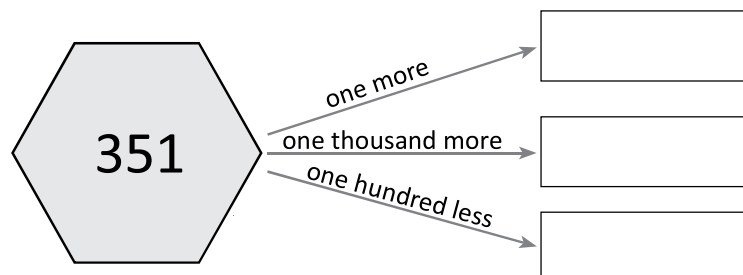
1 Here is a section of a hundred chart. Complete the missing numbers:

221	222	223		225	226	227	228	229	230
231	232		234	235	236		238		240
241		243	244	245	246		248	249	250
251	252	253	254		256	257	258	259	260
	262		264	265	266	267	268	269	270

2 Imagine this chart continued into the 300s. Complete the missing numbers from these parts:




3 Create these numbers:



ROLLING THE BIGGEST NUMBER GAME

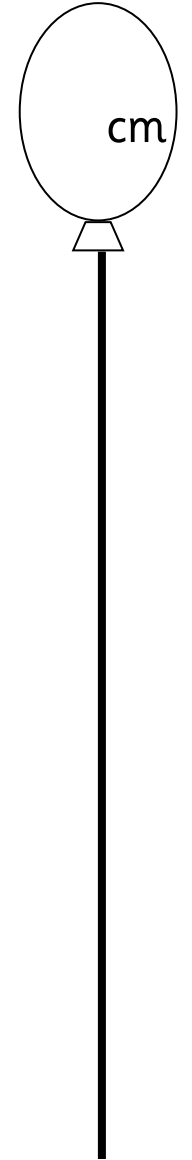
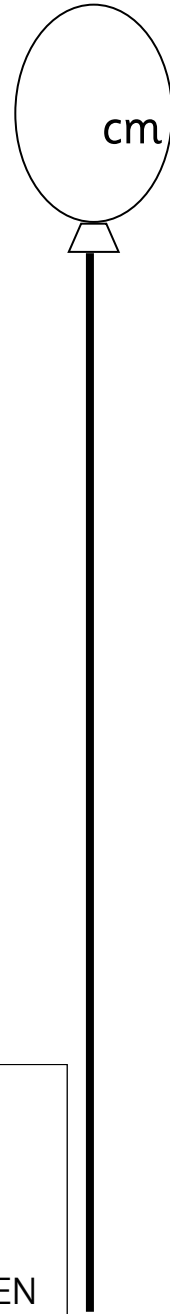
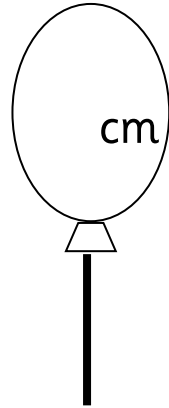
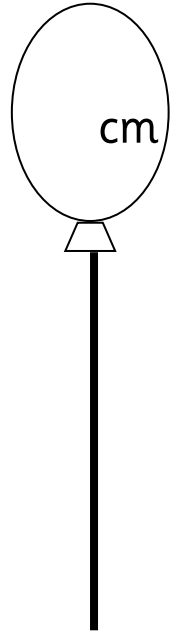

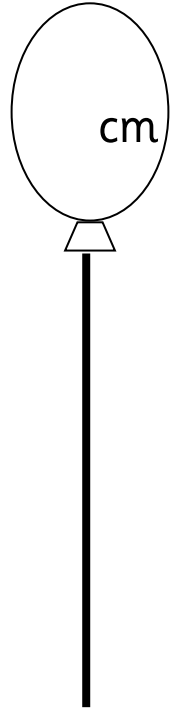
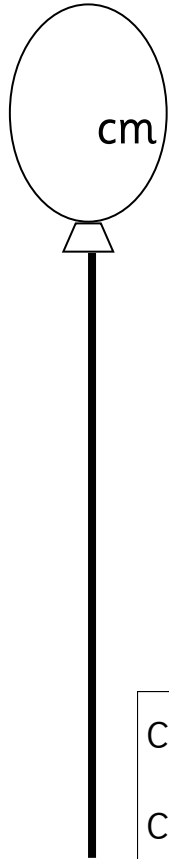
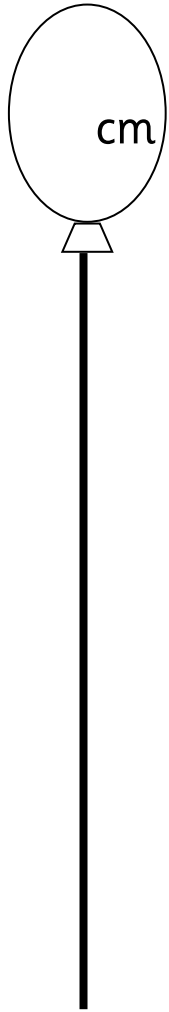
Player 1	Player 2
_____	_____

Map of my house



BALLOONS

LC: to measure lines to nearest cm using a ruler



Colour the balloon with the **longest** string: RED


Colour the balloon with the **shortest** string: BLUE


Colour the **two** balloons with the **same length** string: GREEN


Line Segment - Ruler

Centimeter: S1


Measure the length of each line segment.

1)  cm

2)  cm

3)  cm

4)  cm

5)  cm

Draw a line segment for each measure.

6) 4 cm

7) 9 cm

8) 6 cm

9) 13 cm

10) 7 cm

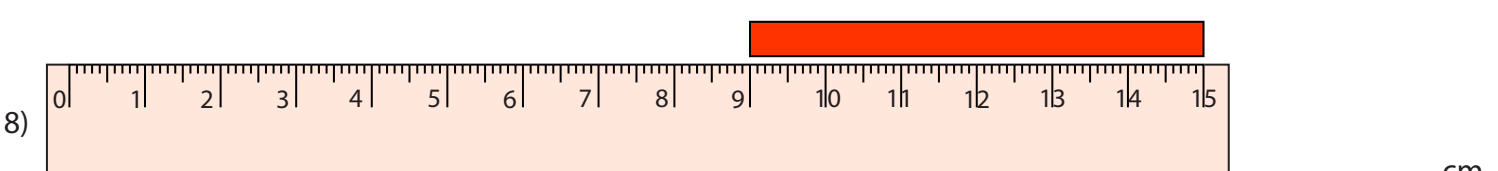
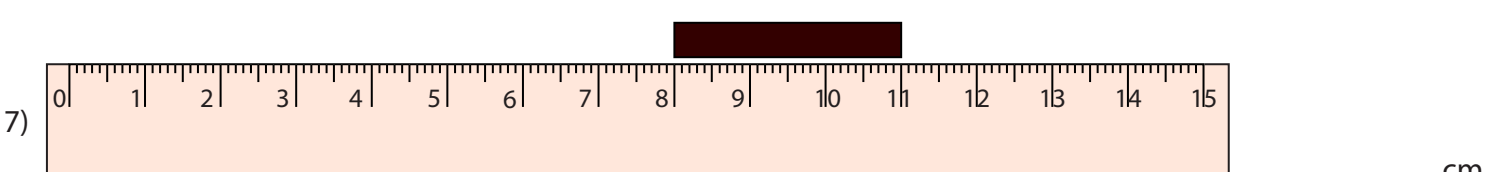
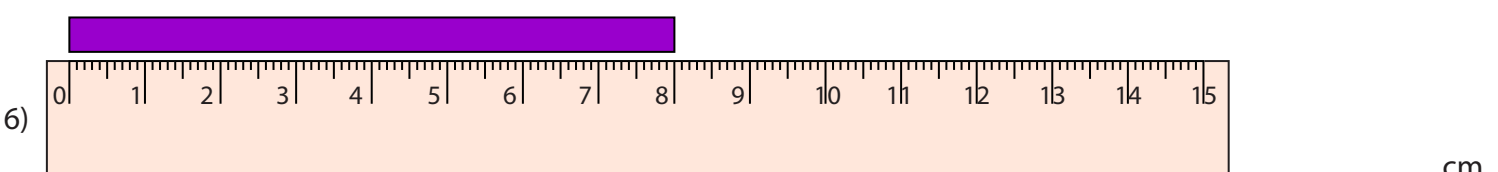
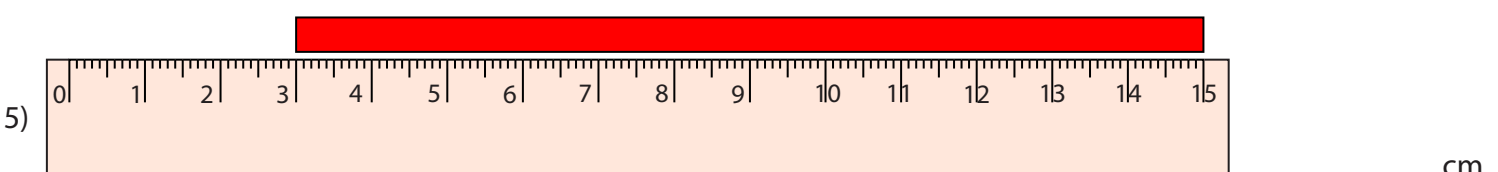
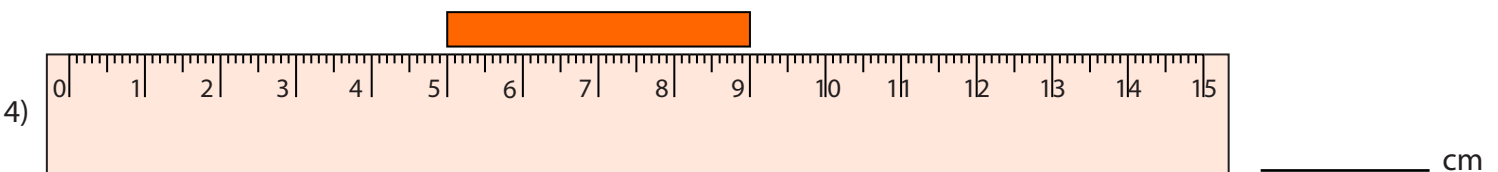
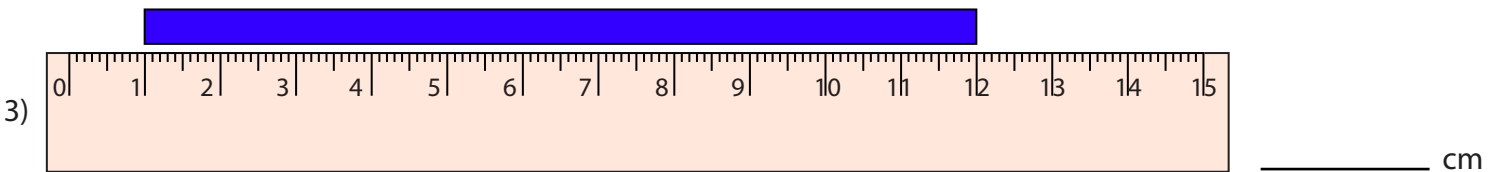
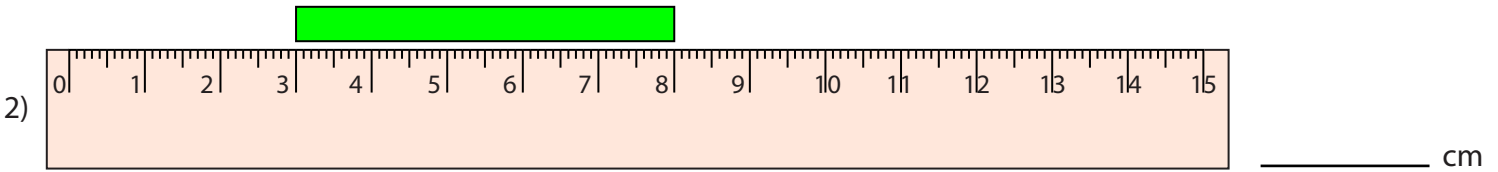
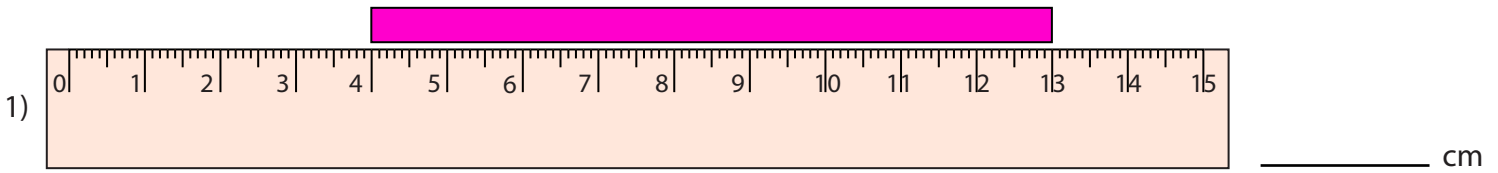
Name : _____

Score : _____

Measuring Bars

Whole Centimeter: S1

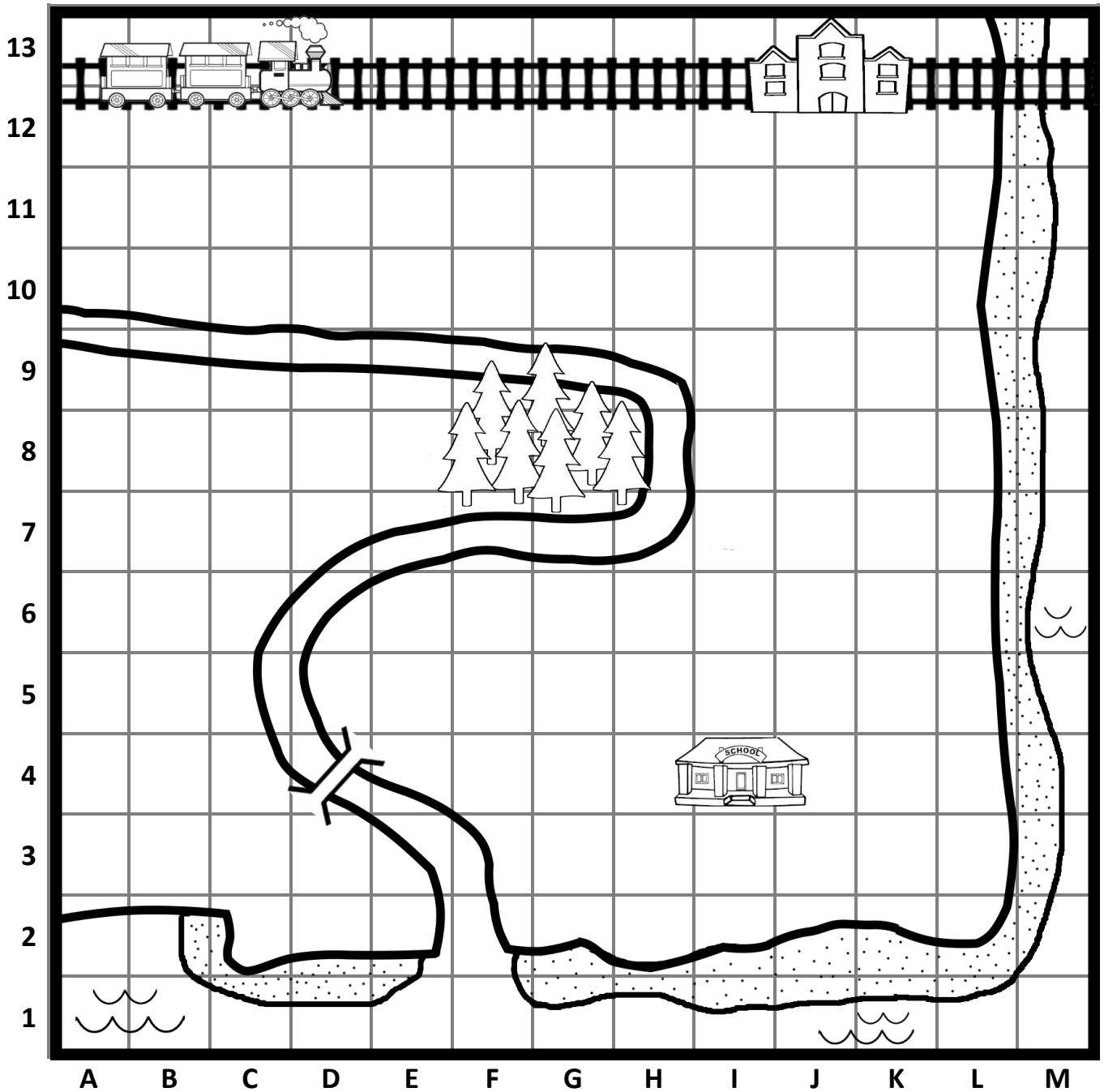
Measure the length of each bar.



Build a Town!

Follow the instructions on the next page to build your own town.

Town Name: _____



Key:

train station	house	ice cream shop	police station	pier	lighthouse	beach	beach resort	
school	playground	pizza shop	hospital	forest	campground	bridge	post office	bank

Step 1: Follow the instructions to start creating your town. Check off each as you complete.

Draw **houses** at **I8, F6, H6, A8, C7**

Draw a **campground** at **E8**

Draw the **police station** at **D11**

Draw the **lighthouse** at **H2**

Draw the **ice cream shop** at **H11**

Draw the **pier** at **M3**

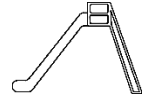
Draw the **bank** at **F11**

Draw the **pizza shop** at **I11**

Draw the **hospital** at **K6**

Draw another **forest** at **A10 & A11**

Step 2:



Think about the best location for:

post office

beach resort

playground

Draw them on the map. Then describe each location and explain why you chose it.

I placed the **post office** at _____ because:

I placed the **beach resort** at _____ because:

I placed the **playground** at _____ because:

Step 3: Choose one more thing you'd like to add to your town.

I will add a _____ at _____.

I chose this spot because:

Lesson 2: Animal Habitats

Animals need food, water, oxygen, and a safe home to live in. The habitat they live in provides all of these. Most animals also have other specific needs that only their particular habitat will provide.

Activity: Match these animals with the unusual things that they need to survive. Use the research links below to check your answers and to learn more about these creatures and their unusual habitats.

Bower birds: <https://kids.kiddle.co/Bowerbird>

Ommatokoita shrimp: <https://en.wikipedia.org/wiki/Ommatokoita>

Golden jellyfish: <https://www.nationalgeographic.com/animals/invertebrates/facts/golden-jellyfish>

Leaf cutter ants: <https://www.activewild.com/leafcutter-ant-facts-for-kids-and-adults/>

Bats of Bracken in Texas: <https://kids.nationalgeographic.com/nature/article/amazing-bats-of-bracken-cave>

Dung beetles: <https://animals.sandiegozoo.org/animals/dung-beetle>

...need to live near humans so they can collect coloured rubbish to decorate their nests.

...need to live in the deep ocean where they can feed on Greenland shark's eyeballs.

...live in the Amazon where they can make a local tasty fungus grow on the leaves they collect.

...live in most habitats where animals are found because they eat, lay eggs, and build their homes in animal dung.

...feed on the millions of insects that come out at night in this area.

Bower birds

Ommatokoita shrimp


Dung beetles


Golden jellyfish

Bats of Bracken in Texas

Leaf cutter ants

...live only in a lake on an island in the Pacific where they need to chase the sun that shines on the lake each day.





TOKYO 2020
OLYMPIC GAMES



23 July -
8 August
2021

Connect the dots and Color!
Smiling Lion

