








**3-6 Green**  
**Remote learning pack**  
**Term 3 Week 4, 2021**

### 3-6 Green remote learning timetable – Term 3, Week 4

TERM 3 WEEK 4	Monday 2 <sup>nd</sup> August	Tuesday 3 <sup>rd</sup> August	Wednesday 4 <sup>th</sup> August	Thursday 5 <sup>th</sup> August	Friday 6 <sup>th</sup> August
<p><b>Morning routine</b></p>  <p><b>Remember:</b></p> <p>Links to songs and videos are on the 3-6 Green remote learning page on the school website</p> <p><a href="https://lethbridpkp.schools.nsw.gov.au/">https://lethbridpkp.schools.nsw.gov.au/</a></p>	<p>Good morning 3-6 Green!</p> <p><b>- Sing the songs:</b></p> <ul style="list-style-type: none"> <li>* Good Morning Song for Kids</li> <li>* Phonics Song 2</li> </ul> <p><b>- What zone are you in today?</b></p> <p>Are you in the green, blue, yellow or red zone?</p> <p><b>- What is the date today?</b></p> <p>Look at the calendar (go to the page with the <b>August</b> calendar).</p> <p>What is the day? ____</p> <p>What is the date? ____</p> <p>What is the month? ____</p> <p>What is the year? ____</p> <p>Say aloud: today is ____ (name of day), the ____ (date) of ____ (month) ____ (year).</p> <p><b>- What is the weather today?</b></p> <p>Is it sunny, cloudy, rainy, foggy, stormy, hot or cold?</p> <p><b>- Sight words practise:</b></p> <ul style="list-style-type: none"> <li>* Oxford Sight Words – Lime Words 31-40</li> <li>* Oxford Sight Words – Green Words 41-50</li> </ul>	<p>Good morning 3-6 Green!</p> <p><b>- Sing the songs:</b></p> <ul style="list-style-type: none"> <li>* Good Morning Song for Kids</li> <li>* Opposites Song</li> </ul> <p><b>- What zone are you in today?</b></p> <p>Are you in the green, blue, yellow or red zone?</p> <p><b>- What is the date today?</b></p> <p>Look at the calendar (go to the page with the <b>August</b> calendar).</p> <p>What is the day? ____</p> <p>What is the date? ____</p> <p>What is the month? ____</p> <p>What is the year? ____</p> <p>Say aloud: today is ____ (name of day), the ____ (date) of ____ (month) ____ (year).</p> <p><b>- What is the weather today?</b></p> <p>Is it sunny, cloudy, rainy, foggy, stormy, hot or cold?</p> <p><b>- Sight words practise:</b></p> <ul style="list-style-type: none"> <li>* Oxford Sight Words – Lime Words 31-40</li> <li>* Oxford Sight Words – Green Words 41-50</li> </ul>	<p>Good morning 3-6 Green!</p> <p><b>- Sing the songs:</b></p> <ul style="list-style-type: none"> <li>* Good Morning Song for Kids</li> <li>* Phonics Song 2</li> </ul> <p><b>- What zone are you in today?</b></p> <p>Are you in the green, blue, yellow or red zone?</p> <p><b>- What is the date today?</b></p> <p>Look at the calendar (go to the page with the <b>August</b> calendar).</p> <p>What is the day? ____</p> <p>What is the date? ____</p> <p>What is the month? ____</p> <p>What is the year? ____</p> <p>Say aloud: today is ____ (name of day), the ____ (date) of ____ (month) ____ (year).</p> <p><b>- What is the weather today?</b></p> <p>Is it sunny, cloudy, rainy, foggy, stormy, hot or cold?</p> <p><b>- Sight words practise:</b></p> <ul style="list-style-type: none"> <li>* Oxford Sight Words – Lime Words 31-40</li> <li>* Oxford Sight Words – Green Words 41-50</li> </ul>	<p>Good morning 3-6 Green!</p> <p><b>- Sing the songs:</b></p> <ul style="list-style-type: none"> <li>* Good Morning Song for Kids</li> <li>* Opposites Song</li> </ul> <p><b>- What zone are you in today?</b></p> <p>Are you in the green, blue, yellow or red zone?</p> <p><b>- What is the date today?</b></p> <p>Look at the calendar (go to the page with the <b>August</b> calendar).</p> <p>What is the day? ____</p> <p>What is the date? ____</p> <p>What is the month? ____</p> <p>What is the year? ____</p> <p>Say aloud: today is ____ (name of day), the ____ (date) of ____ (month) ____ (year).</p> <p><b>- What is the weather today?</b></p> <p>Is it sunny, cloudy, rainy, foggy, stormy, hot or cold?</p> <p><b>- Sight words practise:</b></p> <ul style="list-style-type: none"> <li>* Oxford Sight Words – Lime Words 31-40</li> <li>* Oxford Sight Words – Green Words 41-50</li> </ul>	<p>Good morning 3-6 Green!</p> <p><b>- Sing the songs:</b></p> <ul style="list-style-type: none"> <li>* Good Morning Song for Kids</li> <li>* Phonics Song 2</li> </ul> <p><b>- What zone are you in today?</b></p> <p>Are you in the green, blue, yellow or red zone?</p> <p><b>- What is the date today?</b></p> <p>Look at the calendar (go to the page with the <b>August</b> calendar).</p> <p>What is the day? ____</p> <p>What is the date? ____</p> <p>What is the month? ____</p> <p>What is the year? ____</p> <p>Say aloud: today is ____ (name of day), the ____ (date) of ____ (month) ____ (year).</p> <p><b>- What is the weather today?</b></p> <p>Is it sunny, cloudy, rainy, foggy, stormy, hot or cold?</p> <p><b>- Sight words practise:</b></p> <ul style="list-style-type: none"> <li>* Oxford Sight Words – Lime Words 31-40</li> <li>* Oxford Sight Words – Green Words 41-50</li> </ul>
<p><b>English – reading</b></p> 	<p><b>Wushka:</b></p> <p>Click the Wushka app on your iPad or sign into the Wushka website on your device. Go to <a href="https://wushka.com.au">https://wushka.com.au</a></p> <p>Choose and read <b>ONE (1)</b> of the books assigned to you.</p> 	<p><b>EpicBooks:</b></p> <p>Sign into the EpicBooks website on your device. Go to <a href="http://www.getepic.com/students">www.getepic.com/students</a></p> <p>The class code to sign in is <b>ric1039</b>. Read your choice of book for 10 minutes.</p> 	<p><b>Wushka:</b></p> <p>Sign into the Wushka website on your device or click the Wushka app on your iPad. Go to <a href="https://wushka.com.au">https://wushka.com.au</a></p> <p>Choose <b>ONE (1)</b> of the books allocated to you.</p> 	<p><b>EpicBooks:</b></p> <p>Sign into the EpicBooks website on your device. Go to <a href="http://www.getepic.com/students">www.getepic.com/students</a></p> <p>The class code to sign in is <b>ric1039</b>. Read your choice of book for 10 minutes.</p> 	<p><b>Wushka:</b></p> <p>Sign into the Wushka website on your device or click the Wushka app on your iPad. Go to <a href="https://wushka.com.au">https://wushka.com.au</a></p> <p>Choose <b>ONE (1)</b> of the books allocated to you.</p> 

## English – spelling



### Spelling words:

Go to the page called **spelling**. Find the **word sort** with your name on it. Find the **spelling list** with your name on it.

Go to the **school website** and find your **word work video** from Mrs Moon:

- \* Word work – Hunter
- \* Word work – Sarah
- \* Word work – April
- \* Word work – Alex, Caitlynn, Stanley, Mia, Ben, Kaelum and Ethan
- \* Word work – Jonathan, Shayleigh and Daniel
- \* Word work – Chloe
- \* Word work – TJ and Scott

Listen to Mrs Moon read the words. Watch Mrs Moon cut up her words and sort them.

### Your turn –

1) Cut up your words




2) Say your words



3) Sort your words like Mrs Moon and take a photo for Seesaw



### Boggle:

Go to the page called **BOGGLE** – **Tuesday**. How many words can you make? Write them. Take a  and post it on Seesaw.



W	H	I	R
A	U	E	O
O	H	T	E
R	Y	P	U

### Spelling words:

Get your **word sort** from your pack. Get your **spelling list**.

Go to the **school website** and find your **word work video** from Mrs Moon:

- \* Word work – Hunter
- \* Word work – Sarah
- \* Word work – April
- \* Word work – Alex, Caitlynn, Stanley, Mia, Ben, Kaelum and Ethan
- \* Word work – Jonathan, Shayleigh and Daniel
- \* Word work – Chloe
- \* Word work – TJ and Scott

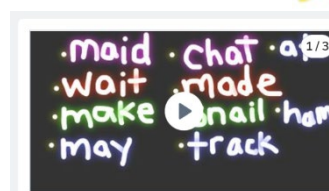
Listen to Mrs Moon read the words. Watch Mrs Moon cut up her words and sort them.

### Your turn –

1) Sort your words and take a photo




2) Write your words on Seesaw – Glow Spelling



3) Read your words



### Boggle:

Go to the page called **BOGGLE** – **Thursday**. How many words can you make? Write them. Take a  and post it on Seesaw.



S	S	H	E
T	I	A	P
T	N	E	D
O	I	O	V

### Spelling words:

Get your **word sort** from your pack. Get your **spelling list**.

Go to the **school website** and find your **word work video** from Mrs Moon:

- \* Word work – Hunter
- \* Word work – Sarah
- \* Word work – April
- \* Word work – Alex, Caitlynn, Stanley, Mia, Ben, Kaelum and Ethan
- \* Word work – Jonathan, Shayleigh and Daniel
- \* Word work – Chloe
- \* Word work – TJ and Scott

Listen to Mrs Moon read the words. Watch Mrs Moon cut up her words and sort them.

### Your turn –

1) Sort your words and take a photo












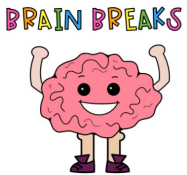





2) Write your words on Seesaw – Rainbow Spelling



3) Read your words



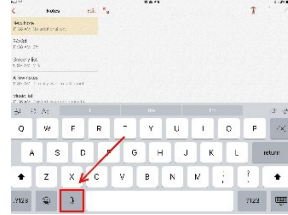
<p>English – handwriting</p> 	<p><b>Letters b and p:</b> Go to the <b>school website</b>. Find the video called <b>handwriting - letters b and p</b>. Watch Miss Lamas carefully trace and write the letters.</p> <p>Go to the <b>b and p handwriting</b> page. Practise tracing and writing the letters. Then move onto the sentence and numbers. Remember to sit straight, keep your flat feet on the floor and take a break when your hand is feeling tired. Take a  and post it on Seesaw.</p> 	<p><b>Letters r, n and m:</b> Go to the <b>school website</b>. Find the video called <b>handwriting - letters r, m and n</b>. Watch Miss Lamas carefully trace and write the letters.</p> <p>Go to the <b>r, n and m handwriting</b> page. Practise tracing and writing the letters. Then move onto the sentence and numbers. Remember to sit straight, keep your flat feet on the floor and take a break when your hand is feeling tired. Take a  and post it on Seesaw.</p> 	<p><b>Letters j and f handwriting:</b> Go to the <b>school website</b>. Find the video called <b>handwriting - letters j and f</b>. Watch Miss Lamas carefully trace and write the letters.</p> <p>Go to the <b>j and f handwriting</b> page. Practise tracing and writing the letters. Then move onto the sentence and number. Remember to sit straight, keep your flat feet on the floor and take a break when your hand is feeling tired. Take a  and post it on Seesaw.</p> 	<p><b>Letters v and w handwriting:</b> Go to the <b>school website</b>. Find the video called <b>handwriting - letters v and w</b>. Watch Miss Lamas carefully trace and write the letters.</p> <p>Go to the <b>v and w handwriting</b> page. Practise tracing and writing the letters. Then move onto the sentence and number. Remember to sit straight, keep your flat feet on the floor and take a break when your hand is feeling tired. Take a  and post it on Seesaw.</p> 	<p><b>Letter s handwriting:</b> Go to the <b>school website</b>. Find the video called <b>handwriting – letter s</b>. Watch Miss Lamas carefully trace and write the letters.</p> <p>Go to the <b>s handwriting</b> page. Practise tracing and writing the letter. Then move onto the sentence and number. Remember to sit straight, keep your flat feet on the floor and take a break when your hand is feeling tired. Take a  and post it on Seesaw.</p> 
<p>Brain break</p> 	<p>Go to the <b>school website</b>. Choose <b>TWO (2)</b> Go Noodle videos to get your heart pumping!</p> <p><b>GoNoodle</b></p>	<p>Go to the <b>school website</b>. Choose <b>TWO (2)</b> Go Noodle videos to get your heart pumping!</p> <p><b>GoNoodle</b></p>	<p>Go to the <b>school website</b>. Choose <b>TWO (2)</b> Go Noodle videos to get your heart pumping!</p> <p><b>GoNoodle</b></p>	<p>Go to the <b>school website</b>. Choose <b>TWO (2)</b> Go Noodle videos to get your heart pumping!</p> <p><b>GoNoodle</b></p>	<p>Go to the <b>school website</b>. Choose <b>TWO (2)</b> Go Noodle videos to get your heart pumping!</p> <p><b>GoNoodle</b></p>
<p>English – writing</p> 	<p><b>Roll a silly sentence:</b> Go to the <b>school website</b>. Watch the video called <b>roll a silly sentence</b>. Watch how Mrs Moon builds her sentence.</p>	<p><b>Independent writing:</b> Go to the <b>school website</b>. Watch the video called <b>how to use voice to text</b>.</p>	<p><b>Roll a silly sentence:</b> Go to the <b>school website</b>. Watch the video called <b>roll a silly sentence</b>. Watch how Mrs Moon builds her sentence.</p>	<p><b>Independent writing:</b> Go to the <b>school website</b>. Watch the video called <b>how to use voice to text</b>.</p>	<p><b>Roll a silly sentence:</b> Go to the <b>school website</b>. Watch the video called <b>roll a silly sentence</b>. Watch how Mrs Moon builds her sentence.</p>

Go to the page called **Roll a Silly Sentence**. Roll the dice in your pack and use the numbers to help you build your sentence. Write 5 sentences on the lined paper. E.g. I rolled the numbers 1, 6, 6 and 3. My sentence is: Woody and Jessie lost their shoe on a train on Tuesday. Take a  and post it on Seesaw. 

Roll a Silly Sentence choice page #9				
who:	what:	where:	when:	
1	Woody and Jessie	read a horse	at the pool	last week
2	Buzz Lightyear	played checkers	at the lake	in September
3	Snoopy	painted a picture	in an igloo	on Tuesday
4	Charlie Brown	wrote in a journal	in a rocket ship	on their vacation
5	Sally	popped a balloon	in a jet	on Christmas Eve
6	Mr. Potato Head	lost their shoe	on a train	at the dance

Lined writing area for the first column.

1) Use **voice to text** on your iPad to record your sentence.



2) Copy your sentence and write it on the lined paper.



Lined writing area for the second column.

Hunter, Sarah, April, Alex:  
**What did you do on the weekend?**  
Record and write **2 sentences**.

Chloe, Stanley, Mia, Ethan, Ben, Kaelum, Shayleigh, Scott and Caitlynn:  
**What did you do on the weekend?**  
Record and write **3 sentences**.

TJ, Jonathan and Daniel:  
**What did you do on the weekend?**  
Record and write **4 sentences**.  
Use joining words like 'and' and 'because'.

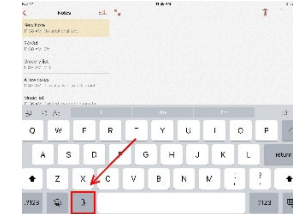
Go to the **school website**. Watch the video called **self-assessing my writing**. Check your work just like Miss

Go to the page called **Roll a Silly Sentence**. Roll the dice in your pack and use the numbers to help you build your sentence. Write 5 sentences on the lined paper. E.g. I rolled the numbers 1, 6, 6 and 3. My sentence is: Woody and Jessie lost their shoe on a train on Tuesday. Take a  and post it on Seesaw. 

Roll a Silly Sentence choice page #9				
who:	what:	where:	when:	
1	Woody and Jessie	read a horse	at the pool	last week
2	Buzz Lightyear	played checkers	at the lake	in September
3	Snoopy	painted a picture	in an igloo	on Tuesday
4	Charlie Brown	wrote in a journal	in a rocket ship	on their vacation
5	Sally	popped a balloon	in a jet	on Christmas Eve
6	Mr. Potato Head	lost their shoe	on a train	at the dance

Lined writing area for the second column.

1) Go to the page called **Roll a writing – Thursday**.  
2) Look at the picture. What can you see? What is happening? Think about who, what, when and where to describe the picture.  
3) Use **voice to text** on your iPad to record your sentence.



4) Copy your sentence and write it on the lines.



Write about what you can see in this picture (think about who, what, when, where)



Lined writing area for the third column.

Hunter, Sarah, April, Alex:  
Record and write **2 sentences**.

Chloe, Stanley, Mia, Ethan, Ben, Kaelum, Shayleigh, Scott and Caitlynn:  
Record and write **3 sentences**.











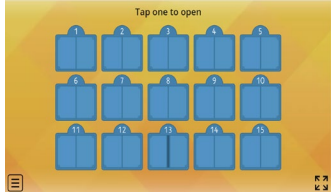






















TJ, Jonathan and Daniel:  
Record and write **4 sentences**.

Go to the **school website**. Watch the video called **self-assessing my writing**. Check your work just like Miss

Go to the page called **Roll a Silly Sentence**. Roll the dice in your pack and use the numbers to help you build your sentence. Write 5 sentences on the lined paper. E.g. I rolled the numbers 1, 6, 6 and 3. My sentence is: Woody and Jessie lost their shoe on a train on Tuesday. Take a  and post it on Seesaw. 

Roll a Silly Sentence choice page #9				
who:	what:	where:	when:	
1	Woody and Jessie	read a horse	at the pool	last week
2	Buzz Lightyear	played checkers	at the lake	in September
3	Snoopy	painted a picture	in an igloo	on Tuesday
4	Charlie Brown	wrote in a journal	in a rocket ship	on their vacation
5	Sally	popped a balloon	in a jet	on Christmas Eve
6	Mr. Potato Head	lost their shoe	on a train	at the dance

Lined writing area for the second column.

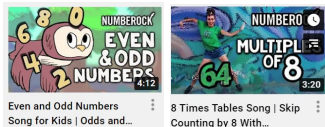
		<p>Lamas. Do you have a capital letter, finger space and full stop?</p> <p>Take a  and post it on Seesaw. </p>		<p>Lamas. Do you have a capital letter, finger space and full stop?</p> <p>Take a  and post it on Seesaw. </p>	
<p><b>English – sight words</b></p> 	<p><b>Sight words:</b> Go to the page called <b>sight words</b>. Find your <b>sight word list</b>.</p> <p>Go to the <b>school website</b> and find your <b>sight words video</b> from Mrs Moon.</p> <p>Listen to Mrs Moon reading the words and say them with her. Listen to Mrs Moon saying her word in a sentence.</p> <p><b>Build it, write it, say it</b> </p>  <ol style="list-style-type: none"> <li>1) Build your words with the letters</li> <li>2) Write your words </li> <li>3) Read your words </li> </ol>	<p><b>Online sight word game:</b> Click on your <b>sight word game</b> link in Seesaw. </p> <p>Hunter, Sarah, April, Chloe, Stanley, Mia, Ethan, Ben, Kaelum and Shayleigh:</p> <p><b>Find the match</b></p>  <p>Scott, Alex, Caitlynn, TJ, Jonathan and Daniel:</p> <p><b>Sight word practice</b></p>  <ol style="list-style-type: none"> <li>1) Write your words on Seesaw</li> <li>2) Read your words </li> <li>3) Ask an adult to help you write your words in a sentence</li> <li>4) Read your sentences </li> </ol>	<p><b>Sight words:</b> Go to the page called <b>sight words</b>. Find your <b>sight word list</b>.</p> <p>Go to the <b>school website</b> and find your <b>sight words video</b> from Mrs Moon.</p> <p>Listen to Mrs Moon reading the words and say them with her. Listen to Mrs Moon saying her word in a sentence.</p> <p><b>Sight words</b> </p>  <ol style="list-style-type: none"> <li>1) Write your words on Seesaw</li> <li>2) Read your words </li> <li>3) Ask an adult to help you write your words in a sentence</li> <li>4) Read your sentences </li> </ol>	<p><b>Online sight word game:</b> Click on your <b>sight word game</b> link in Seesaw. </p> <p>Hunter, Sarah, April, Chloe, Stanley, Mia, Ethan, Ben, Kaelum and Shayleigh:</p> <p><b>Snowball fight</b></p>  <p>Scott, Alex, Caitlynn, TJ, Jonathan and Daniel:</p> <p><b>CVC sight word unscramble</b></p>  <ol style="list-style-type: none"> <li>1) Build your words with the letters</li> <li>2) Write your words </li> <li>3) Read your words </li> </ol>	<p><b>Sight words:</b> Go to the page called <b>sight words</b>. Find your <b>sight word list</b>.</p> <p>Go to the <b>school website</b> and find your <b>sight words video</b> from Mrs Moon.</p> <p>Listen to Mrs Moon reading the words and say them with her. Listen to Mrs Moon saying her word in a sentence.</p> <p><b>Read it, build it, write it</b> </p>  <ol style="list-style-type: none"> <li>1) Build your words with the letters</li> <li>2) Write your words </li> <li>3) Read your words </li> </ol>
<p><b>Crunch and Sip</b></p> 	<p>Eat fruit or vegetables. Drink a cup of water. Choose a story from Storyline Online to listen to as you eat.</p> 	<p>Eat fruit or vegetables. Drink a cup of water. Listen to Mrs Moon read a story on Seesaw.</p> 	<p>Eat fruit or vegetables. Drink a cup of water. Choose a story from Storyline Online to listen to as you eat.</p> 	<p>Eat fruit or vegetables. Drink a cup of water. Listen to Mrs Moon read a story on Seesaw.</p> 	<p>Eat fruit or vegetables. Drink a cup of water. Choose a story from Storyline Online to listen to as you eat.</p> 

## Mathematics - number



### Go to the school website.

Choose **ONE (1) Numberock video** to sing along to:  
**Even and odd numbers song**  
or **8 times tables song**



Hunter, April, Mia, Ethan,  
Shayleigh, Caitlynn, Sarah:  
**Ordering numbers game.**

Grab your **1-30 number cards** from your pack. Order your numbers in the correct order.  
**Start at 1 and count on by 1s to 30.** E.g. 1, 2, 3, 4...

Take a  and post it on Seesaw. 

Alex, Daniel, Chloe, Ben,  
Kaelum, Stanley, Scott, TJ,  
Jonathan:  
**Number sequence game.**

Grab your **1-30 number cards** from your pack.

Go to the **school website**. Watch the video called **number sequence**. Watch Miss Lamas play before you have a turn.

**Your turn –**

Start at 10. Count on by 3s.  
Start at 30. Count back by 3s.

### Number warm up:

Log onto **Mathletics** and play Live Mathletics. Practise your friends of ten by racing other people. **Play for 10 minutes.**



All students:

Go to the **school website**. Watch the video called **using base-10 blocks to represent numbers**. Watch Miss Lamas use a blocks to make numbers.

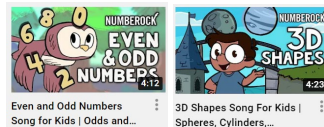
**Place value:**

Hunter, April, Mia, Ethan,  
Shayleigh, Caitlynn, Sarah,  
Alex:

Go to the worksheet called **place value to 99 – comparing and sequencing**. Count the base-10 blocks to compare numbers.

### Go to the school website.

Choose **ONE (1) Numberock video** to sing along to:  
**Even and odd numbers** or **3D shapes song**



Hunter, April, Mia, Ethan,  
Shayleigh, Caitlynn, Sarah:  
**Ordering numbers game.**

Grab your **1-30 number cards** from your pack. Order your numbers in the correct order.  
**Start at 30 and count back by 1s to 1.** E.g. 30, 29, 28, 27 ...

Take a  and post it on Seesaw. 

Alex, Daniel, Chloe, Ben,  
Kaelum, Stanley, Scott, TJ,  
Jonathan:  
**Number sequence game.**

Grab your **1-30 number cards** from your pack.

Go to the **school website**. Watch the video called **number sequence**. Watch Miss Lamas play before you have a turn.

**Your turn –**

Start at 2. Count on by 10s.  
Start at 29. Count back by 10s.

### Number warm up:

Log onto **Mathletics** and play Live Mathletics. Practise your friends of ten by racing other people. **Play for 10 minutes.**




**Addition:**

All students:  
**Around the world dice game.**

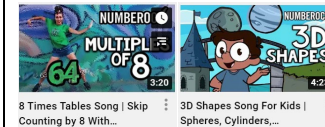
Go to the **school website**. Watch the video called **around the world**. Watch Miss Lamas use the dots on her dice to count on.

**Your turn –**

Grab your **two dice**  from your pack. Roll the dice. Count on from the face with the most amount of dots. How many dots are there altogether? E.g. I rolled 6 dots and 4 dots. I hold up 4 fingers and count on from 6... 7, 8, 9, 10. I have 10 dots altogether.

### Go to the school website.

Choose **ONE (1) Numberock video** to sing along to:  
**8 times tables song** or **3D shapes song**



Hunter, April, Mia, Ethan,  
Shayleigh, Caitlynn, Sarah:  
**Ordering numbers game.**

Grab your **1-30 number cards** from your pack. Order your numbers in the correct order.  
**Start at 2 and count by 2s to 30.** E.g. 2, 4, 6, 8...

Take a  and post it on Seesaw. 

Alex, Daniel, Chloe, Ben,  
Kaelum, Stanley, Scott, TJ,  
Jonathan:  
**Number sequence game.**

Grab your **1-30 number cards** from your pack.

Go to the **school website**. Watch the video called **number sequence**. Watch Miss Lamas play before you have a turn.

**Your turn –**

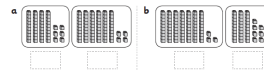
Start at 10. Count on by 5s.  
Start at 30. Count back by 5s.

Start at 9. Count on by 2s.  
Start at 19. Count back by 2s.

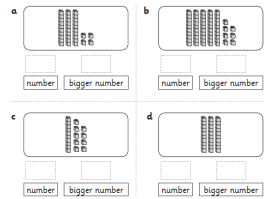
Take a  and post it on  
Seesaw. 

Place value to 99 – comparing and sequencing

1 Write both numbers. Circle the bigger number.



2 Write the number to match the blocks. Then think of a bigger number and write it. How will you know it is bigger?



Take a  and post it on  
Seesaw. 

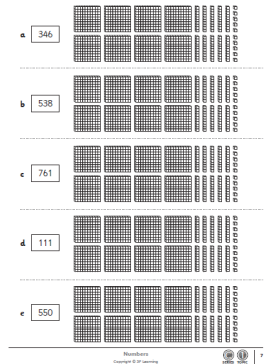
**Place value:**

Daniel, Chloe, Ben, Kaelum,  
Stanley, Scott, TJ, Jonathan:

Go to the worksheet called  
**numbers to 999 – matching  
numbers to amounts**. Colour  
the base-10 blocks to match  
the numbers.

Numbers to 999 – matching numbers to amounts

2 Colour the base-10 blocks to match the number.



Take a  and post it on  
Seesaw. 

Start at 4. Count on by 4s.  
Start at 24. Count back by 4s.

Take a  and post it on  
Seesaw. 


Start at 7. Count on by 5s.  
Start at 28. Count back by 5s.

Take a  and post it on  
Seesaw. 



**Brain break**

**BRAIN BREAKS**



Go to the **school website**.  
Choose **TWO (2)** Go Noodle videos to get your heart pumping!

**GoNoodle**

Go to the **school website**.  
Choose **TWO (2)** Go Noodle videos to get your heart pumping!

**GoNoodle**

Go to the **school website**.  
Choose **TWO (2)** Go Noodle videos to get your heart pumping!

**GoNoodle**


Go to the **school website**.  
Choose **TWO (2)** Go Noodle videos to get your heart pumping!

**GoNoodle**

Go to the **school website**.  
Choose **TWO (2)** Go Noodle videos to get your heart pumping!

**GoNoodle**

**Mathematics – measurement**




**Length:**  
**Drawing with centimetres.**  
Go to the page with the called **1-centimetre grid paper**.

**Go to the school website.**  
**Watch the video called drawing with centimetres.**

Watch Miss Lamas draw a picture and measure it with a ruler.


**Your turn –**

- 1) Use the grid paper to draw a picture of your choice. Use a ruler. Make sure you use straight lines.
- 2) Use a ruler to measure each line.
- 3) Record its length beside it.




**Position:**


Hunter, April, Mia, Ethan, Shayleigh, Caitlynn, Sarah, Alex, Ben, Kaelum, Stanley:

Click on your **maths game** link in Seesaw. 

Play the game **Hungry Pirates**. Guide Peg to the treasure by listening to the instructions.  
**Play for 15 minutes.**



Daniel, Chloe, Scott, TJ, Jonathan:

Click on your **maths game** link in Seesaw. 


Play the game **Follow the direction (NSEW)**. Use the compass directions to help you reach the destination.  
**Play for 15 minutes.**

**Length:**

Go to the website **abcya**. Play the game **Strolling with my Gnomies**. Use the ruler to accurately measure the length of objects. **Play for 15 minutes.**

**Practise in cm:**  
Set the parameters to **centimetres** and **whole numbers**.

**Practise in mm:**  
Set the parameters to **centimetres** and **tenths**.



**Position:**


Hunter, April, Mia, Ethan, Shayleigh, Caitlynn, Sarah, Alex, Ben, Kaelum, Stanley:

Go to the page called **position – describing position**. Complete the worksheet.



Position – describing position



When we describe the position of an object in a grid, we need to refer to the row and column. We use words such as left and right, top, middle and bottom. Rows go across and columns go up and down.

1 Help Chef Claude by adding the finishing touches to these sweet treats.



- top row in the middle Add some chocolate sprinkles.
- middle row, last column Add some candles.
- bottom row, first column Dig the strawberries in melted chocolate.
- top row, first column Add a cherry.
- bottom row, last column Pour some maple syrup on the pancakes.
- middle row, first column Add a scoop of ice cream.
- bottom row, middle column Add some whipped cream.

22   Spirax, Shape and Position Copyright © 3P Learning

Take a  and post it on Seesaw. 

**Length:**  
**Measurement Olympics.** Go to the page called **Measurement Olympics**.

**Go to the school website.**  
**Find the video called Measurement Olympics.**

Watch Miss Lamas perform the events and measure the distance in foot span units.



**Your turn –**

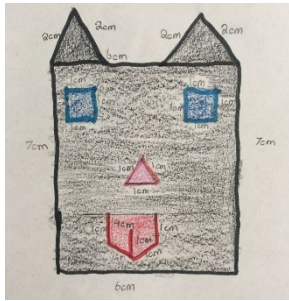
- 1) Complete the event.
- 2) Use a toy as a marker to mark where you landed.
- 2) Measure the distance with your feet (in foot span).
- 3) What was your best event?

**Measurement Olympics**

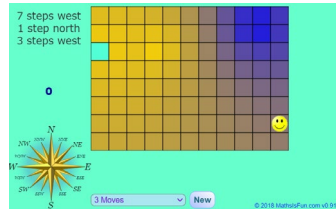
Event	Distance (in foot span)
Shot put (scrunch up paper ball)	_____ foot span
Long jump (big jump off 2 legs)	_____ foot span
Sprint (how far you can run in 3 seconds)	_____ foot span

What was your best event? \_\_\_\_\_

Take  and post it on Seesaw. 



Take a  and post it on Seesaw. 



Daniel, Chloe, Scott, TJ,  
Jonathan:

Go to the page called **position**  
– **following directions**.  
Complete the worksheet.

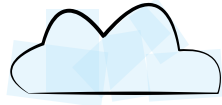
Position – following directions



- 1** A group of four friends live in the same neighbourhood. Each smiley face shows where someone lives.
- Colour the faces according to where each person lives:
- Libby lives on Whitley Crescent. Colour this face green.
  - Max lives on Johnston Street. Colour this face blue.
  - Emily lives on Narree Road. Colour this face red.
  - Adam lives on the corner of Rosebud Road and Blossom Street. Colour this face orange.

- 2** Look carefully at the map and answer the questions:
- Adam crosses over Blossom Street, walks down Rosebud Road and turns left into Fig Tree Street. If he keeps walking he ends up on \_\_\_\_\_
  - Emily walks to the end of her street and turns left into Sunny Avenue and then right into \_\_\_\_\_
  - Max walks to the end of his street and turns left into Sunny Avenue, then right into Narree Road and left into Phillips Road and left again at Blossom Street. Who is he visiting? \_\_\_\_\_
  - There is a shorter way he could have walked. Write his some directions below: \_\_\_\_\_

Take a  and post it on Seesaw. 














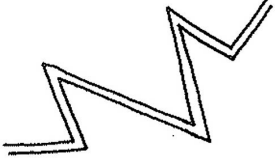




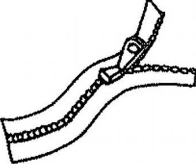
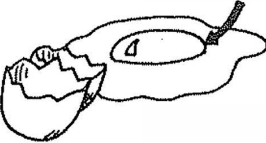


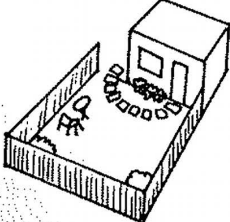


# August

2021

SUNDAY	MONDAY	TUESDAY	WEDNESDAY	THURSDAY	FRIDAY	SATURDAY
1 Weekend	2 Hunter's birthday	3	4	5	6	7 Weekend
8 Weekend	9	10	11	12	13	14 Weekend
15 Weekend	16	17	18	19	20	21 Weekend
22 Weekend	23	24	25	26	27 Miss Lamas' birthday	28 Weekend
29 Weekend	30	31	1	2	3	4

# Spelling - Hunter

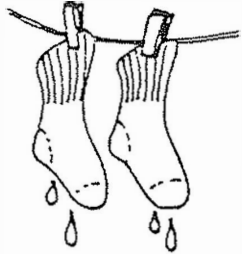

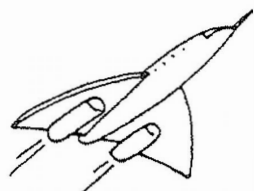
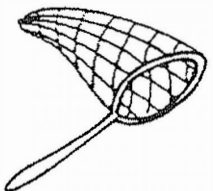






## SORT 5 Beginning Consonants

Yy 	Zz 	Vv 	
			
		 	
			
			
			

Words Their Way: Word Sorts for Letter Name-Alphabetic Spellers ©2004 by Prentice Hall, Inc.

# Spelling - Sarah

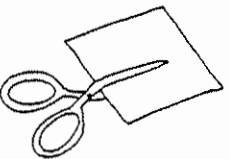


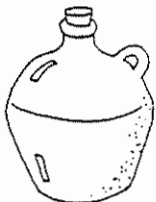


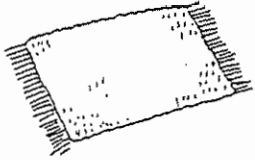



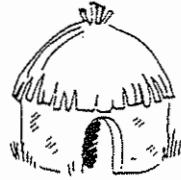

SORT 10 ET, EG, and EN Word Families

net	peg	jet	hen
pen	pet	beg	wet
leg	ten	men	
10			
			
			

Words Their Way: Word Sorts for Letter Name-Alphabetic Spellers ©2004 by Prentice Hall, Inc.







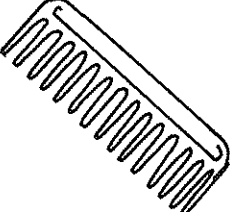








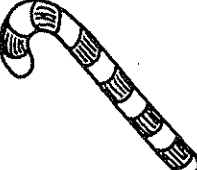
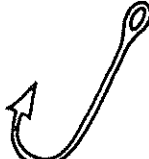
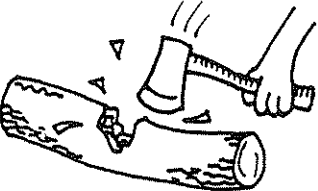
# Spelling - April

SORT 11 UG, UT and UN Word Families

run	cut	mug	jug
tug	sun	hut	rug
nut	bun	shut	bug
			
			
			






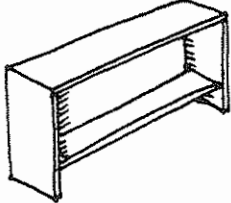





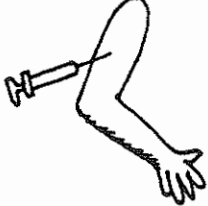









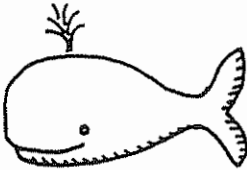

# Spelling - Alex, Caitlynn, Stanley, Mia, Ben, Kaelum, Ethan

## SORT 14 C, H, and CH Digraph

c 	h 	ch 
		
		
		
		
		

# Spelling - Jonathan, Shayleigh and Daniel

SORT 17 SH, CH, TH, and WH Digraphs











sh 	ch 	wh 	th 
			
			
			13
			
			

Words Their Way: Word Sorts for Letter Name-Alphabetic Spellers ©2004 by Prentice Hall, Inc.



# Spelling - Chloe

SORT 19 SP, SK, and SM Blends

sp 	sk 	sm 
		
		
		
		
		

Words Their Way: Word Sorts for Letter Name-Alphabetic Spellers ©2004 by Prentice Hall, Inc.

# Spelling - TJ and Scott

SORT 24 BL, BR, GR, and GL Blends

br 	bl 	gr 	gl 
			
			
			
			
			

## Spelling list – Hunter

<b>Yy</b>	<b>Zz</b>	<b>Vv</b>
Yoyo	Zebra	Vest
Yoghurt	Zoo	Vase
Yawn	Zigzag	Volcano
Yolk	Zero	Van
Yarn	Zip	Vacuum
Yard		Vine
Yell		Violin
		Veil
		Vet

## Spelling list – Sarah

<b>et</b>	<b>eg</b>	<b>en</b>
Net	Beg	Hen
Jet	Leg	Men
Pet	Peg	Pen
Wet		Ten

## Spelling list – April

<b>ug</b>	<b>ut</b>	<b>un</b>
Bug	Cut	Bun
Jug	Hut	Run
Mug	Nut	Sun
Tug	Shut	
Rug		

## Spelling list – Alex, Caitlynn, Stanley, Mia, Ben, Kaeulm, Ethan

<b>c</b>	<b>h</b>	<b>ch</b>
Comb	Heart	Chimney
Coat	Hat	Cherries
Cake	Horn	Chin
Candy	Hook	Chick
		Chief
		Check
		Chop

## Spelling list – Jonathan, Shayleigh, Daniel

<b>sh</b>	<b>ch</b>	<b>wh</b>	<b>th</b>
Shelf	Cheese	Whisker	Thorn
Shot	Chick	Whistle	Thief
Shark	Chair	Whip	Thirteen
Shave	Chain	Whale	Thermos
Shirt	Chin	Wheat	
Ship			

## Spelling list – Chloe

<b>sp</b>	<b>sk</b>	<b>sm</b>
Speech	Ski	Smell
Spoon	Skull	Smock
Spear	Skirt	Smoke
Spill	Skeleton	
Sponge	Skip	
	Skunk	
	Skateboard	

## Spelling list – TJ, Scott

<b>br</b>	<b>bl</b>	<b>gr</b>	<b>gl</b>
Bride	Blanket	Grass	Globe
Bridge	Blade	Groceries	Glass
Bricks	Blouse	Grill	Glue
Bread	Block	Grapes	Glove
Brush	Blow	Grasshopper	
	Blindfold		

# BOGGLE – Tuesday

<u>W</u>	H	I	R
A	U	E	O
O	H	T	E
R	Y	P	U

---

---

---

---

---

---

---

---

---

---

**BOGGLE – Thursday**

S	S	H	E
T	I	A	P
T	N	E	D
O	I	O	V

---

---

---

---

---

---

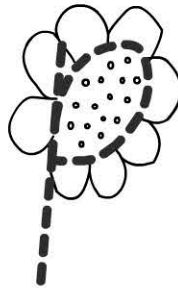
---

---

---

---

Date:



b b

p p

beep beep

poor poor

boy boy

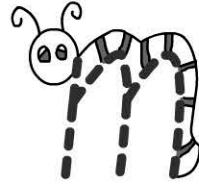
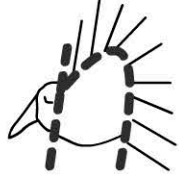
The poor boy ran away.

The

302 302



Date:



r r

n n

m m

run run

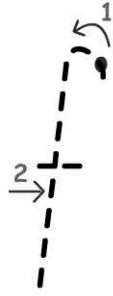
name name

My rabbit's name is Amanda.

My

13 13

Date:



j j

f f

jar jar

far far

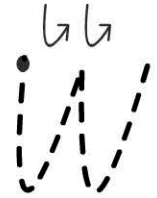

jiffy jiffy

The farm has fresh jam in a jar.

The

4 4

Date:



v v

w w

warm warm

love love

weave weave

She loves her warm woven wrap.

She

7 7

Date:



s s

S S

sister sister

Sally Sally

songs songs

My sister Sally sings songs.


My

8 8




# Roll a Silly Sentence

choice page #9

	Who:	What:	Where:	When:
	Woody and Jessie	rode a horse	at the pool	last week.
	Buzz Lightyear	played checkers	at the lake	in September.
	Snoopy	painted a picture	in an igloo	on Tuesday.
	Charlie Brown	wrote in a journal	in a rocket ship	on their vacation.
	Sally	popped a balloon	in a jet	on Christmas Eve.
	Mr. Potato Head	lost their shoe	on a train	at the dance.

















# Sight Words

Daniel - sight words  
Week 4 and 5

individual
community
culture
country
heritage

Ethan - sight words  
Week 4 and 5

said
there
when
so
had

Kaelum - sight words  
Week 4 and 5

called
after
saw
came
with

Shayleigh - sight words  
Week 4 and 5

could
about
people
would
came

April - sight words  
Week 4 and 5

there
were
her
day
his

Hunter - sight words  
Week 4 and 5

went
said
was
the
that

Mia - sight words  
Week 4 and 5

there
her
they
with
what

Ben - sight words  
Week 4 and 5

could
of
other
found
asked

Scott - sight words  
Week 4 and 5

other
were
want
where
shouted

Chloe - sight words  
Week 4 and 5

there
with
were
one
when

Stanley - sight words  
Week 4 and 5

were
was
found
came
asked

Sarah - sight words  
Week 4 and 5

was
went
then
there
that

TJ - sight words  
Week 4 and 5

hours
quickly
scary
should
comfortable

Caitlynn - sight words  
Week 4 and 5

their
were
could
should
quickly

Jonathan - sight words  
Week 4 and 5

scary
community
indigenous
creation
resources

Alex - sight words  
Week 4 and 5

other
shouted
country
quickly
person

# Place value to 99 – comparing and sequencing

1 Write both numbers. Circle the bigger number.

**a**

-----

**b**

2 Write the number to match the blocks. Then think of a bigger number and write it. How will you know it is bigger?

**a**

number

bigger number

-----

**b**

number

bigger number

**c**

number

bigger number

-----

**d**

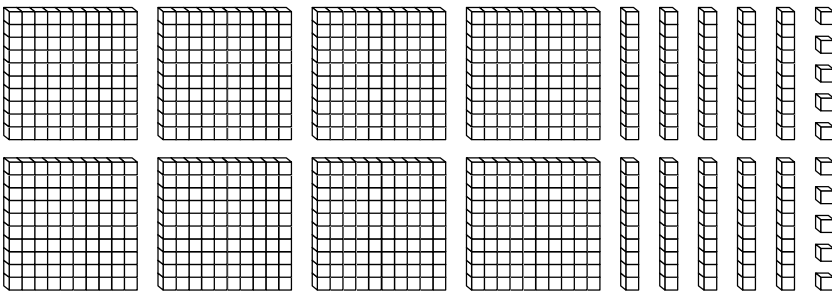
number

bigger number

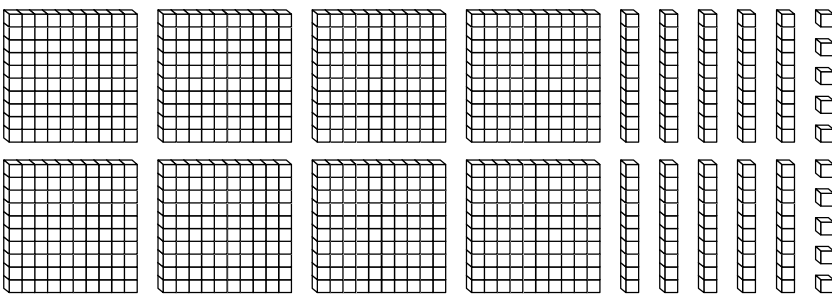
# Numbers to 999 – matching numbers to amounts

2 Colour the base-10 blocks to match the number.

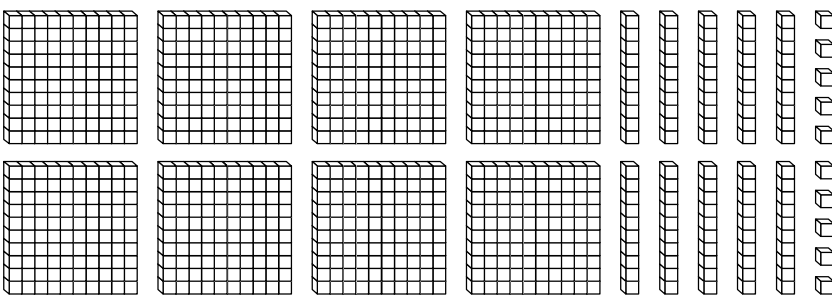
**a** 346




**b** 538




**c** 761



**d** 111




**e** 550



---

# 1-CENTIMETER GRID PAPER


---






# Position – describing position

When we describe the position of an object in a grid, we need to refer to the row and column. We use words such as left and right, top, middle and bottom. Rows go across and columns go up and down.



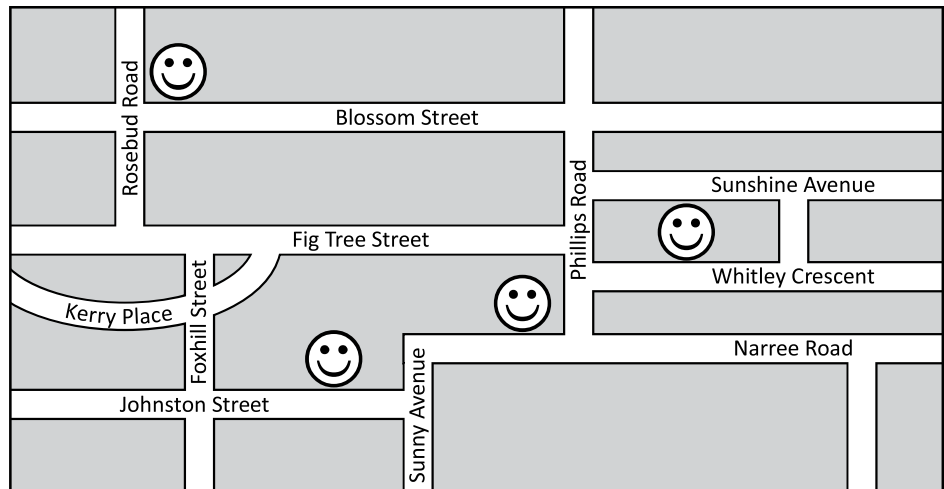
- 1 Help Chef Claude by adding the finishing touches to these sweet treats.



- |                             |   |
|-----------------------------|---|
| a top row in the middle     | Add some chocolate sprinkles.             |
| b middle row, last column   | Add some candles.                         |
| c bottom row, first column  | Dip the strawberries in melted chocolate. |
| d top row, first column     | Add a cherry.                             |
| e bottom row, last column   | Pour some maple syrup on the pancakes.    |
| f middle row, first column  | Add a scoop of ice cream.                 |
| g bottom row, middle column | Add some whipped cream.                   |

# Position – following directions

- 3** A group of four friends live in the same neighbourhood. Each smiley face shows where someone lives.



**Colour the faces according to where each person lives:**

- a Libby lives on Whitley Crescent. Colour this face green.
- b Max lives on Johnstone Street. Colour this face blue.
- c Emily lives on Narree Road. Colour this face red.
- d Adam lives on the corner of Rosebud Road and Blossom Street. Colour this face orange.

- 4** Look carefully at the map and answer the questions:

- a Adam crosses over Blossom Street, walks down Rosebud Road and turns left into Fig Tree Street. If he keeps walking he ends up on \_\_\_\_\_
- b Emily walks to the end of her street and turns left into Sunny Avenue and then right into \_\_\_\_\_
- c Max walks to the end of his street and turns left into Sunny Avenue, then right into Narree Road and left into Phillips Road and left again at Blossom Street. Who is he visiting? \_\_\_\_\_
- d There is a shorter way he could have walked. Write him some directions below:

# Measurement Olympics

Event	Distance (in foot span)
Shot put (scrunched up paper ball)	_____ foot span
Long jump (big jump off 2 legs)	_____ foot span
Sprint (how far you can run in 3 seconds)	_____ foot span

What was your best event? \_\_\_\_\_