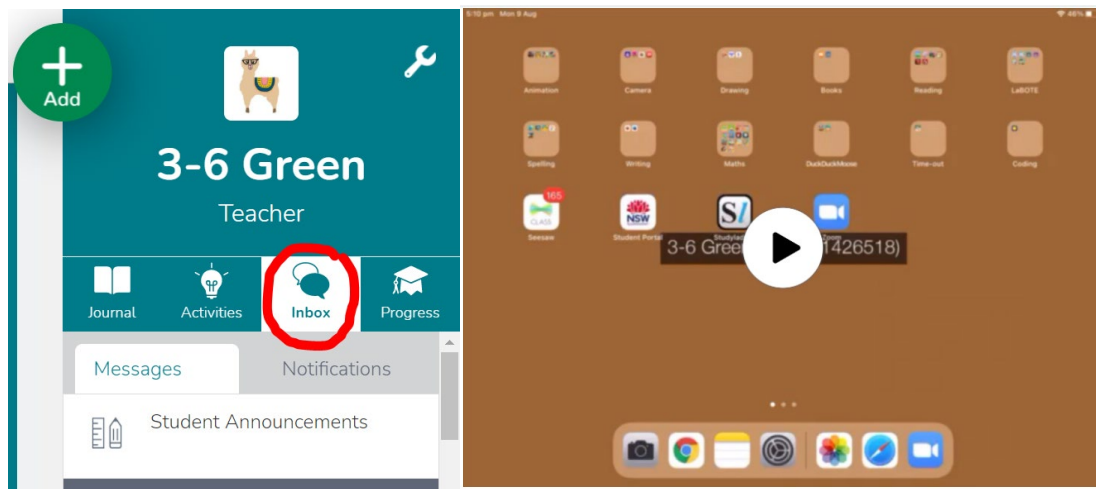


3-6 Green
Remote learning pack
Term 4 Week 3, 2021

Dear families,

We will be engaging with our teachers and friends in 3-6 Green **once a week** via **Zoom**. The instructions on how to sign into the Zoom app on your child's school iPad have been sent to all students as a video on **Seesaw**. The video can be found in the inbox section of Seesaw.



Your child requires their Department of Education username and password to sign into Zoom. These were included in the week 2 work pack. It is a small laminated card with usernames including Wushka, Mathematics and Literacy Planet.

If you have misplaced your child's logins, please message me on Seesaw or email me on daniella.lamas1@det.nsw.edu.au and I will get back to you with the usernames and passwords.

Kind regards,

Miss Lamas








Our week 3 Zoom meeting is scheduled for
Wednesday 20th October at 11:00am.

Meeting ID: 665 9882 5367

Passcode: 246843

Mrs Moon and I look forward to seeing you!

3-6 Green remote learning timetable – Term 4, Week 3

TERM 4 WEEK 3	Monday 18 th October	Tuesday 19 th October	Wednesday 20 th October	Thursday 21 st October	Friday 22 nd October
<p>Morning routine</p>  <p>Remember:</p> <p>Links to songs and videos are on the 3-6 Green remote learning page on the school website</p> <p>https://lethbridpk-p.schools.nsw.gov.au/</p>	<p>Good morning 3-6 Green!</p> <p>- Sing the songs:</p> <ul style="list-style-type: none"> * Good Morning Song for Kids * Kindness is Free Song <p>- What zone are you in today?</p> <p>Are you in the green, blue, yellow or red zone?</p> <p>- What is the date today?</p> <p>Look at the calendar (go to the page with the October calendar).</p> <p>What is the day? ____</p> <p>What is the date? ____</p> <p>What is the month? ____</p> <p>What is the year? ____</p> <p>Say aloud: today is ____ (name of day), the ____ (date) of ____ (month) ____ (year).</p> <p>- What is the weather today?</p> <p>Is it sunny, cloudy, rainy, foggy, stormy, hot or cold?</p> <p>- Sight words practise:</p> <ul style="list-style-type: none"> * Oxford Sight Words – Yellow Words 21-30 * Oxford Sight Words – Lime Words 31-40 	<p>Good morning 3-6 Green!</p> <p>- Sing the songs:</p> <ul style="list-style-type: none"> * Good Morning Song for Kids * Phonics Song <p>- What zone are you in today?</p> <p>Are you in the green, blue, yellow or red zone?</p> <p>- What is the date today?</p> <p>Look at the calendar (go to the page with the October calendar).</p> <p>What is the day? ____</p> <p>What is the date? ____</p> <p>What is the month? ____</p> <p>What is the year? ____</p> <p>Say aloud: today is ____ (name of day), the ____ (date) of ____ (month) ____ (year).</p> <p>- What is the weather today?</p> <p>Is it sunny, cloudy, rainy, foggy, stormy, hot or cold?</p> <p>- Sight words practise:</p> <ul style="list-style-type: none"> * Oxford Sight Words – Yellow Words 21-30 * Oxford Sight Words – Lime Words 31-40 	<p>Good morning 3-6 Green!</p> <p>- Sing the songs:</p> <ul style="list-style-type: none"> * Good Morning Song for Kids * Kindness is Free Song <p>- What zone are you in today?</p> <p>Are you in the green, blue, yellow or red zone?</p> <p>- What is the date today?</p> <p>Look at the calendar (go to the page with the October calendar).</p> <p>What is the day? ____</p> <p>What is the date? ____</p> <p>What is the month? ____</p> <p>What is the year? ____</p> <p>Say aloud: today is ____ (name of day), the ____ (date) of ____ (month) ____ (year).</p> <p>- What is the weather today?</p> <p>Is it sunny, cloudy, rainy, foggy, stormy, hot or cold?</p> <p>- Sight words practise:</p> <ul style="list-style-type: none"> * Oxford Sight Words – Yellow Words 21-30 * Oxford Sight Words – Lime Words 31-40 	<p>Good morning 3-6 Green!</p> <p>- Sing the songs:</p> <ul style="list-style-type: none"> * Good Morning Song for Kids * Phonics Song <p>- What zone are you in today?</p> <p>Are you in the green, blue, yellow or red zone?</p> <p>- What is the date today?</p> <p>Look at the calendar (go to the page with the October calendar).</p> <p>What is the day? ____</p> <p>What is the date? ____</p> <p>What is the month? ____</p> <p>What is the year? ____</p> <p>Say aloud: today is ____ (name of day), the ____ (date) of ____ (month) ____ (year).</p> <p>- What is the weather today?</p> <p>Is it sunny, cloudy, rainy, foggy, stormy, hot or cold?</p> <p>- Sight words practise:</p> <ul style="list-style-type: none"> * Oxford Sight Words – Yellow Words 21-30 * Oxford Sight Words – Lime Words 31-40 	<p>Good morning 3-6 Green!</p> <p>- Sing the songs:</p> <ul style="list-style-type: none"> * Good Morning Song for Kids * Kindness is Free Song <p>- What zone are you in today?</p> <p>Are you in the green, blue, yellow or red zone?</p> <p>- What is the date today?</p> <p>Look at the calendar (go to the page with the October calendar).</p> <p>What is the day? ____</p> <p>What is the date? ____</p> <p>What is the month? ____</p> <p>What is the year? ____</p> <p>Say aloud: today is ____ (name of day), the ____ (date) of ____ (month) ____ (year).</p> <p>- What is the weather today?</p> <p>Is it sunny, cloudy, rainy, foggy, stormy, hot or cold?</p> <p>- Sight words practise:</p> <ul style="list-style-type: none"> * Oxford Sight Words – Yellow Words 21-30 * Oxford Sight Words – Lime Words 31-40
<p>English – reading</p> 	<p>Wushka:</p> <p>Click the Wushka app on your iPad or sign into the Wushka website on your device. Go to https://wushka.com.au</p> <p>Choose and read ONE (1) of the books assigned to you.</p> 	<p>EpicBooks:</p> <p>Sign into the EpicBooks website on your device. Go to www.getepic.com/students</p> <p>The class code to sign in is ric1039. Read your choice of book for 10 minutes.</p> 	<p>Wushka:</p> <p>Sign into the Wushka website on your device or click the Wushka app on your iPad. Go to https://wushka.com.au</p> <p>Choose ONE (1) of the books allocated to you.</p> 	<p>EpicBooks:</p> <p>Sign into the EpicBooks website on your device. Go to www.getepic.com/students</p> <p>The class code to sign in is ric1039. Read your choice of book for 10 minutes.</p> 	<p>Wushka:</p> <p>Sign into the Wushka website on your device or click the Wushka app on your iPad. Go to https://wushka.com.au</p> <p>Choose ONE (1) of the books allocated to you.</p> 

English – spelling





Words within words:
How many small words can you make from

Australian Capital Territory

Boggle:
Go to the page called **BOGGLE – Tuesday**. How many words can you make? Write them.

E	U	Y	D
W	E	A	T
H	B	I	P
Z	Y	I	T



Take a  and post it on Seesaw. 

Words within words:
How many small words can you make from

Western Australia

Boggle:
Go to the page called **BOGGLE – Thursday**. How many words can you make? Write them.

S	R	H	A
S	I	U	M
E	O	B	T
C	T	D	E

Take a  and post it on Seesaw. 

Words within words:
How many small words can you make from



Northern Territory

English – handwriting




Fun fact handwriting:
You have now practised all letters in lowercase and uppercase form, as well as all 10 numbers.




**** Watch Miss Lamas' teaching videos on the school website if you need a refresher on how to form the letters correctly.**




Go to the **fun fact handwriting – Monday** page. Practise your handwriting. Take a  and post it on Seesaw 




Fun fact handwriting – Monday
Today is Monday the 18th of October 2021. Did you know? Sea lions have rhythm. They are the only animal able to clap to a beat.



Self-assessing my handwriting



I had both feet flat on the floor.   

I sat up straight with a tall back.   


I used my neatest handwriting.   

Fun fact handwriting:
You have now practised all letters in lowercase and uppercase form, as well as all 10 numbers.




**** Watch Miss Lamas' teaching videos on the school website if you need a refresher on how to form the letters correctly.**




Go to the **fun fact handwriting – Tuesday** page. Practise your handwriting. Take a  and post it on Seesaw 




Fun fact handwriting – Tuesday
Today is Tuesday the 19th of October 2021. Did you know? When you sleep you can't smell anything – not even bad smells.



Self-assessing my handwriting



I had both feet flat on the floor.   

I sat up straight with a tall back.   


I used my neatest handwriting.   

Fun fact handwriting:
You have now practised all letters in lowercase and uppercase form, as well as all 10 numbers.




**** Watch Miss Lamas' teaching videos on the school website if you need a refresher on how to form the letters correctly.**




Go to the **fun fact handwriting – Wednesday** page. Practise your handwriting and take a  and post it on Seesaw 




Fun fact handwriting – Wednesday
Today is Wednesday the 20th of October 2021. Did you know? Glass balls can bounce higher than rubber ones.



Self-assessing my handwriting



I had both feet flat on the floor.   

I sat up straight with a tall back.   


I used my neatest handwriting.   

Fun fact handwriting:
You have now practised all letters in lowercase and uppercase form, as well as all 10 numbers.




**** Watch Miss Lamas' teaching videos on the school website if you need a refresher on how to form the letters correctly.**




Go to the **fun fact handwriting – Thursday** page. Practise your handwriting. Take a  and post it on Seesaw 




Fun fact handwriting – Thursday
Today is Thursday the 21st of October 2021. Did you know? Your fingernails grow faster when you are cold.



Self-assessing my handwriting



I had both feet flat on the floor.   

I sat up straight with a tall back.   


I used my neatest handwriting.   

Fun fact handwriting:
You have now practised all letters in lowercase and uppercase form, as well as all 10 numbers.




**** Watch Miss Lamas' teaching videos on the school website if you need a refresher on how to form the letters correctly.**




Go to the **fun fact handwriting – Friday** page. Practise your handwriting. Take a  and post it on Seesaw 




Fun fact handwriting – Friday
Today is Friday the 22nd of October 2021. Did you know? The average person spends two weeks of their life waiting at traffic lights.



Self-assessing my handwriting


I had both feet flat on the floor.   

I sat up straight with a tall back.   

I used my neatest handwriting.   

Brain break

BRAIN BREAKS



Go to the **school website**.
Choose **TWO (2)** Go Noodle videos to get your heart pumping!

GoNoodle

Go to the **school website**.
Choose **TWO (2)** Go Noodle videos to get your heart pumping!

GoNoodle

Go to the **school website**.
Choose **TWO (2)** Go Noodle videos to get your heart pumping!

GoNoodle

Go to the **school website**.
Choose **TWO (2)** Go Noodle videos to get your heart pumping!

GoNoodle




Go to the **school website**.
Choose **TWO (2)** Go Noodle videos to get your heart pumping!

GoNoodle

English – writing

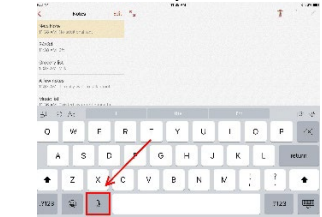


Roll a silly sentence:
Go to the **school website**. Watch the video called **roll a silly sentence**. Watch how Mrs Moon builds her sentence.

Go to the page called **Roll a Silly Sentence**. Roll the two dice in your pack. How many dots altogether? Use the numbers to help you  build your sentence. Write 5 sentences on the lined paper. E.g. I rolled the numbers 4, 10 and 10. My sentence is: A plumber ate a plum on Pluto. Take a  and post it on Seesaw. 

Silly Sentences with "PL" Blends		
Roll two dice three times to make up a silly sentence!		
Roll 1:	Roll 2:	Roll 3:
1. A people monitor	2. said "plumber"	3. near the planet.
2. The wedding planner	3. ate an eggplant	3. in the freckles.
4. A plumber	4. played the flute	4. next to a pipeline.
5. The employee	5. used a plunger	5. on a pipeline.
6. A guitar player	6. exploded	6. with playground.
7. A plumber	7. got a plumbline	7. on the playground.
8. Plenty of dogs	8. played through the snow	8. in a cold place.
9. A plucked chicken	9. wore a plaid hat	9. on a hot planet.
10. The soccer ball	10. ate a plum	10. on Pluto.
11. The soccer player	11. dropped a plate	11. in a plume.
12. A plump man	12. plugged in the radio	12. on another planet.

Independent writing:
Go to the **school website**. Watch the video called **how to use voice to text**.
1. Use **voice to text** on your iPad to record your sentence.






2. Copy your sentence and write it on the lined paper.

Hunter, Sarah, April:
What did you do on the weekend?
Record and write 2 sentences.

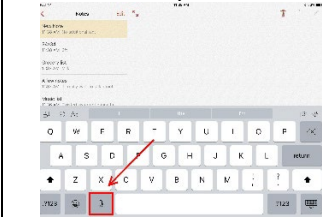
Chloe, Stanley, Mia, Ethan, Ben, Kaelum, Shayleigh, Alex, Scott and Caitlynn:
What did you do on the weekend?
Record and write 3 sentences.

Roll a silly sentence:
Go to the **school website**. Watch the video called **roll a silly sentence**. Watch how Mrs Moon builds her sentence.

Go to the page called **Roll a Silly Sentence**. Roll the two dice in your pack. How many dots altogether? Use the numbers to help you  build your sentence. Write 5 sentences on the lined paper. E.g. I rolled the numbers 4, 10 and 10. My sentence is: A plumber ate a plum on Pluto. Take a  and post it on Seesaw. 

Silly Sentences with "PL" Blends		
Roll two dice three times to make up a silly sentence!		
Roll 1:	Roll 2:	Roll 3:
1. A people monitor	2. said "plumber"	3. near the planet.
2. The wedding planner	3. ate an eggplant	3. in the freckles.
4. A plumber	4. played the flute	4. next to a pipeline.
5. The employee	5. used a plunger	5. on a pipeline.
6. A guitar player	6. exploded	6. with playground.
7. A plumber	7. got a plumbline	7. on the playground.
8. Plenty of dogs	8. played through the snow	8. in a cold place.
9. A plucked chicken	9. wore a plaid hat	9. on a hot planet.
10. The soccer ball	10. ate a plum	10. on Pluto.
11. The soccer player	11. dropped a plate	11. in a plume.
12. A plump man	12. plugged in the radio	12. on another planet.

Independent writing:
Go to the **school website**. Watch the video called **how to use voice to text**.
1. Use **voice to text** on your iPad to record your sentence.






2. Copy your sentence and write it on the lined paper.













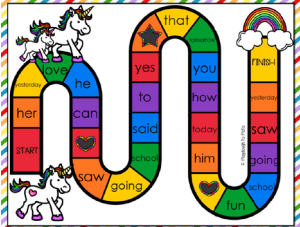




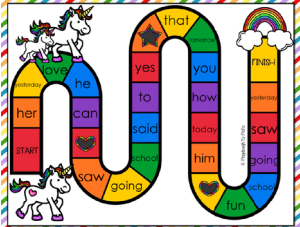

Hunter, Sarah, April:
If you had a superpower what would it be?
Record and write 2 sentences.

Chloe, Stanley, Mia, Ethan, Ben, Kaelum, Shayleigh, Alex, Scott and Caitlynn:
If you had a superpower what would it be?
Record and write 3 sentences.

Roll a silly sentence:
Go to the **school website**. Watch the video called **roll a silly sentence**. Watch how Mrs Moon builds her sentence.

Go to the page called **Roll a Silly Sentence**. Roll the two dice in your pack. How many dots altogether? Use the numbers to help you  build your sentence. Write 5 sentences on the lined paper. E.g. I rolled the numbers 4, 10 and 10. My sentence is: A plumber ate a plum on Pluto. Take a  and post it on Seesaw. 

Silly Sentences with "PL" Blends		
Roll two dice three times to make up a silly sentence!		
Roll 1:	Roll 2:	Roll 3:
1. A people monitor	2. said "plumber"	3. near the planet.
2. The wedding planner	3. ate an eggplant	3. in the freckles.
4. A plumber	4. played the flute	4. next to a pipeline.
5. The employee	5. used a plunger	5. on a pipeline.
6. A guitar player	6. exploded	6. with playground.
7. A plumber	7. got a plumbline	7. on the playground.
8. Plenty of dogs	8. played through the snow	8. in a cold place.
9. A plucked chicken	9. wore a plaid hat	9. on a hot planet.
10. The soccer ball	10. ate a plum	10. on Pluto.
11. The soccer player	11. dropped a plate	11. in a plume.
12. A plump man	12. plugged in the radio	12. on another planet.

		<p>TJ, Jonathan and Daniel: What did you do on the weekend? Record and write 4 sentences. Use joining words like 'and' and 'because'.</p> <p>Go to the school website. Watch the video called self-assessing my writing. Check your work just like Miss Lamas. Do you have a capital letter, finger space and full stop?</p> <p>Take a  and post it on Seesaw. </p>		<p>TJ, Jonathan and Daniel: If you had a superpower what would it be? Record and write 4 sentences. Use joining words like 'and' and 'because'.</p> <p>Go to the school website. Watch the video called self-assessing my writing. Check your work just like Miss Lamas. Do you have a capital letter, finger space and full stop?</p> <p>Take a  and post it on Seesaw. </p>	
<p>English – sight words</p> 	<p>Unicorn board game: Go to the page called Unicorn Race. Roll one dice from your pack. Move the spaces, read the word, spell the word, write the word on the unicorn race sheet. Take a  and post it on Seesaw. </p> 	<p>Ice cream board game: Go to the page called Ice cream sight words. Roll one dice from your pack. Move the spaces and read the word. Your partner has their turn. Record yourself playing the game on Seesaw. </p> 	<p>Unicorn board game: Go to the page called Unicorn Race. Roll one dice from your pack. Move the spaces, read the word, spell the word, write the word on the unicorn race sheet. Take a  and post it on Seesaw. </p> 	<p>Ice cream board game: Go to the page called Ice cream sight words. Roll one dice from your pack. Move the spaces and read the word. Your partner has their turn. Record yourself playing the game on Seesaw. </p> 	<p>Unicorn board game: Go to the page called Unicorn Race. Roll one dice from your pack. Move the spaces, read the word, spell the word, write the word on the unicorn race sheet. Take a  and post it on Seesaw. </p> 
<p>Crunch and Sip</p> 	<p>Eat fruit or vegetables. Drink a cup of water. Choose a story from Storyline Online to listen to as you eat.</p> <p>Storyline Online</p>	<p>Eat fruit or vegetables. Drink a cup of water. Choose a story from Storyline Online to listen to as you eat.</p> <p>Storyline Online</p>	<p>Eat fruit or vegetables. Drink a cup of water. Choose a story from Storyline Online to listen to as you eat.</p> <p>Storyline Online</p>	<p>Eat fruit or vegetables. Drink a cup of water. Choose a story from Storyline Online to listen to as you eat.</p> <p>Storyline Online</p>	<p>Eat fruit or vegetables. Drink a cup of water. Choose a story from Storyline Online to listen to as you eat.</p> <p>Storyline Online</p>

Mathematics - number



Whole number:

Go to the **school website**.
Choose **ONE (1) Numberock video** to sing along to:
5 times tables song or **11 times tables song**



Log onto **Mathletics**  and play Live Mathletics.

Practise your friends of ten by racing other people. **Play for 10 minutes.**



Whole number:

Grab your **1-30 number cards** from your pack.


Hunter, April, Mia, Ethan, Shayleigh, Caitlynn, Sarah:
Order your numbers in the correct order.
Start at 1. Count up by 1s to 30.
Start at 30. Count back by 1s to 1.

Take a  and post it on Seesaw. 

Alex, Daniel, Chloe, Ben, Kaelum, Stanley, Scott, TJ, Jonathan:
Order your numbers in the correct order.
Start at 3. Count on by 3s.
Start at 30. Count back by 3s.
Start at 3. Count on by 4s.
Start at 25. Count back by 4s.

Take a  and post it on Seesaw. 

Go to the **school website**. Watch the video called **more and less dice game**. Watch Miss Lamas demonstrate how to complete this activity before you have a turn.

Grab your **two dice**  from your pack. Roll them. Record your numbers on the worksheet called **more and less**. Record your rolled

Whole number:

Go to the **school website**.
Choose **ONE (1) Numberock video** to sing along to:
5 times tables song or **4 times tables song**



Log onto **Mathletics**  and play Live Mathletics.

Practise your friends of ten by racing other people. **Play for 10 minutes.**



Whole number:

Grab your **1-30 number cards** from your pack.


Hunter, April, Mia, Ethan, Shayleigh, Caitlynn, Sarah:
Order your numbers in the correct order.
Start at 2. Count up by 2s to 30.
Start at 24. Count back by 2s to 2.

Take a  and post it on Seesaw. 

Alex, Daniel, Chloe, Ben, Kaelum, Stanley, Scott, TJ, Jonathan:
Order your numbers in the correct order.
Start at 5. Count on by 5s.
Start at 30. Count back by 5s.
Start at 4. Count on by 6s.
Start at 26. Count back by 6s.

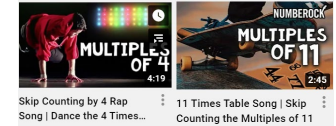
Take a  and post it on Seesaw. 

Go to the **school website**. Watch the video called **rolling the smallest number**. Watch Miss Lamas play the game before you play with someone.

Grab your **two dice**  from your pack. Choose someone to play with. Roll the dice and arrange the numbers to make the biggest

Whole number:

Go to the **school website**.
Choose **ONE (1) Numberock video** to sing along to:
4 times tables song or **11 times tables song**




Log onto **Mathletics**  and play Live Mathletics.

Practise your friends of ten by racing other people. **Play for 10 minutes.**



number in the middle box. Then write the numbers that are 1 more, 1 less, 10 more and 10 less. Use your hundreds chart if you need extra support.


number in the middle box. Then write the numbers that are 1 more, 1 less, 10 more and 10 less. Use your hundreds chart if you need extra support.



Take a and post it on Seesaw.

number possible. Record your number on the paper called **rolling the biggest number game**. It is your partner's turn now. Who made the biggest number? Circle it. That player gets a point.

number possible. Record your number on the paper called **rolling the biggest number game**. It is your partner's turn now. Who made the biggest number? Circle it. That player gets a point.



Take a and post it on Seesaw.

Brain break
BRAIN BREAKS

Go to the **school website**. Choose **TWO (2)** Go Noodle videos to get your heart pumping!

GoNoodle

Go to the **school website**. Choose **TWO (2)** Go Noodle videos to get your heart pumping!

GoNoodle

Go to the **school website**. Choose **TWO (2)** Go Noodle videos to get your heart pumping!

GoNoodle

Go to the **school website**. Choose **TWO (2)** Go Noodle videos to get your heart pumping!

GoNoodle

Go to the **school website**. Choose **TWO (2)** Go Noodle videos to get your heart pumping!

GoNoodle

Mathematics – measurement

Time:
Hunter, April, Mia, Ethan, Shayleigh, Caitlynn, Sarah, Alex, Ben, Kaelum, Stanley:

Complete the **telling the time – o'clock and half past sheet 1 & 2 worksheet**.

Data:

Go to the **school website**. Watch the video called **representing data on a graph**.

Ask the people in your family what activity they like most. They can choose between three fruits only:

1. Apple
2. Watermelon
3. Banana

Record their answers as a tally.

Position:

Complete the **find and plot the coordinates 2 worksheet**.

Take a and post it on Seesaw.

Data:

Go to the **school website**. Watch the video called **representing data on a graph**.

Ask the people in your family what activity they like most. They can choose between three options only:



1. Watching TV
2. Playing a game
3. Reading a book

Record their answers as a tally.


Area:

Complete the **counting squares and drawing shapes worksheets**.

Take a and post it on Seesaw.


Take a  and post it on Seesaw. 



Daniel, Chloe, Scott, TJ,
Jonathan:
Complete the **telling the time – o'clock and half past sheet 2** and **quarter past/to worksheet**.




Take a  and post it on Seesaw. 

Draw a graph to show this information on the **grid paper**. Remember your title and labels. Remember to put one circle in each box.



Take a  and post it on Seesaw. 

Draw a graph to show this information on the **grid paper**. Remember your title and labels. Remember to put one circle in each box.




Take a  and post it on Seesaw. 



Geography with Ms Dalton

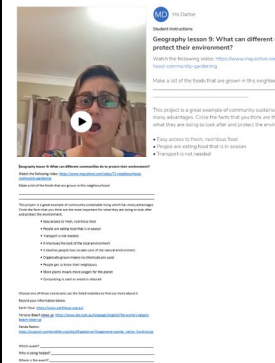


N/A

N/A

Go to the Seesaw activity called **lesson 9: What can different communities do to protect their environment?** 

1. Watch Ms Dalton's video. 
2. Complete the Seesaw activity or worksheet. 
3. Upload your work to Seesaw.



N/A

N/A

October 2021

Sunday	Monday	Tuesday	Wednesday	Thursday	Friday	Saturday
					1	2 Weekend
3 Weekend	4	5 Ethan's birthday	6	7	8	9 Weekend
10 Weekend	11	12	13	14 TJ's birthday	15	16 Weekend
17 Weekend	18	19	20	21	22	23 Weekend
24 Weekend	25	26	27	28	29	30 Weekend
31 Weekend						

BOGGLE – Tuesday

E	U	Y	D
<u>W</u>	E	A	T
H	B	I	P
Z	Y	I	T

BOGGLE – Thursday

S	R	H	A
S	I	U	<u>M</u>
E	O	B	T
C	T	D	E

Fun fact handwriting – Monday

Today is Monday the 18th
of October 2021. Did you
know? Sea lions have
rhythm. They are the only
animal able to clap to a
beat.



Self-assessing my handwriting

I had both feet flat on the floor



I sat up straight with a tall back




I used my neatest handwriting



Fun fact handwriting – Tuesday

Today is Tuesday the 14th
of October 2021. Did you
know? When you sleep
you can't smell anything
– not even bad smells.



Self-assessing my handwriting

I had both feet flat on the floor



I sat up straight with a tall back



I used my neatest handwriting



Fun fact handwriting – Wednesday

Today is Wednesday the
20th of October 2021.

Did you know? Glass balls
can bounce higher than
rubber ones.



Self-assessing my handwriting

I had both feet flat on the floor



I sat up straight with a tall back



I used my neatest handwriting



Fun fact handwriting - Thursday

Today is Thursday the
21st of October 2021.

Did you know? Your
fingernails grow faster when
you are cold.



Self-assessing my handwriting

I had both feet flat on the floor



I sat up straight with a tall back



I used my neatest handwriting



Fun fact handwriting – Friday

Today is Friday the 22nd
of October 2021. Did you
know? The average person
spends two weeks of their
life waiting at traffic lights.



Self-assessing my handwriting

I had both feet flat on the floor



I sat up straight with a tall back




I used my neatest handwriting





Silly Sentences with “PL” Blends


Roll two dice three times to make up a silly sentence!

Roll 1:	Roll 2:	Roll 3:
2 A purple monster	2 said “please”	2 near the plaza.
3 The wedding planner	3 ate an eggplant	3 in the fireplace.
4 A plumber	4 played the flute	4 next to a pipeline.
5 The employee	5 used a stapler	5 on a plant.
6 A guitar player	6 exploded	6 with playdough.
7 A platypus	7 got a diploma	7 on the playground.
8 Plenty of dogs	8 plowed through the snow	8 in a cold place.
9 A plucked chicken	9 wore a plaid shirt	9 on a hot planet.
10 The purple cat	10 ate a plum	10 on Pluto .
11 The soccer player	11 dropped a plate	11 in a plane.
12 A plump man	12 plugged in the radio	12 on another planet.









unicorn race

Directions: Print the game on cardstock and laminate if you'll be using it in a classroom.

Give every pair of students a board and a die.


Give each player a record sheet and a playing piece (a LEGO, coin, pom pom, gumdrop...anything).

The first player rolls the die and moves that many spaces on the board. If she lands on a word, she reads it out loud, then spells it out loud, and writes it on her record sheet. (Her partner writes it on his sheet too.)

If Player One lands on a heart or star, she loses her next turn.

Players take turns rolling, reading, spelling and writing words until someone reaches the rainbow and is declared the winner.

Students clear the game board and play again. They continue until all of the spots on their record sheets are filled.



FINISH

yesterday

saw

going

school

fun

tomorrow

you

how

today

him

that

yes

to

said

school

going

love

he

can

saw

yesterday


her

START

© Playdough to Plato.

Name _____

unicorn race




Each time you and your partner land on a word, write it in the correct column below.

PLAYER ONE

PLAYER TWO

Name _____

unicorn race




Each time you and your partner land on a word, write it in the correct column below.

PLAYER ONE

PLAYER TWO

Name _____

unicorn race



Each time you and your partner land on a word, write it in the correct column below.

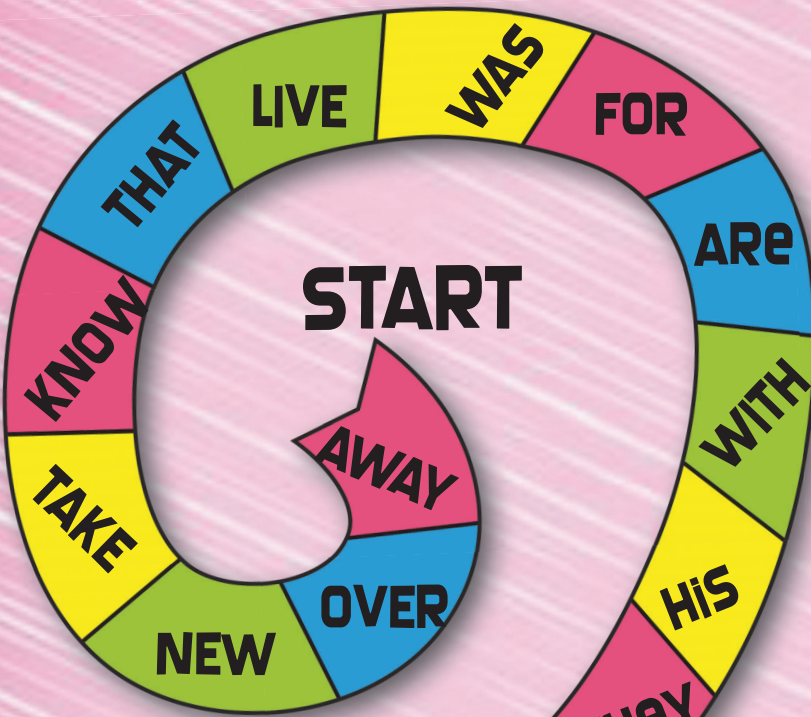
PLAYER ONE

PLAYER TWO

PLAYER ONE	PLAYER TWO


Ice Cream

Sight Words




DIRECTIONS: ADD PLAYING PIECES. ON YOUR TURN, ROLL ONE DIE. MOVE THAT MANY SPACES. READ THE WORDS. THIS GAME ADDRESSES THE FOLLOWING CCSS: RF.1.3 & RF.2.3





More and Less



Roll one die and write the number in the middle box. Fill in the numbers for 10 more, 10 less, 1 more, and 1 less.

ROLLING THE BIGGEST NUMBER GAME

Player 1	Player 2
_____	_____

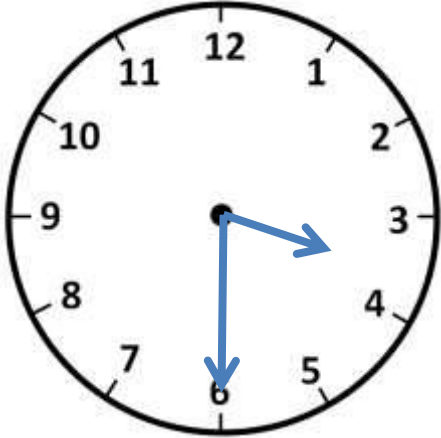
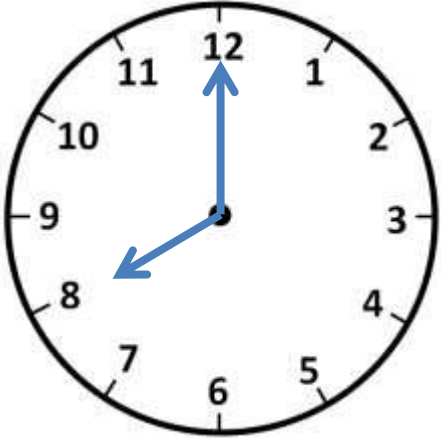
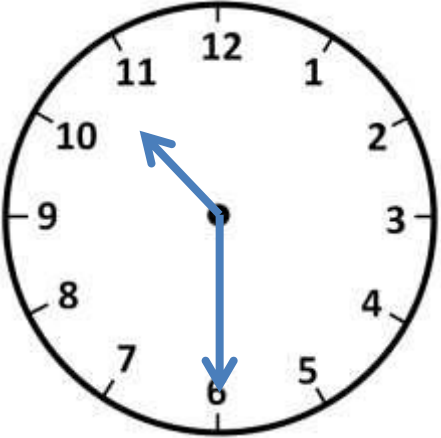
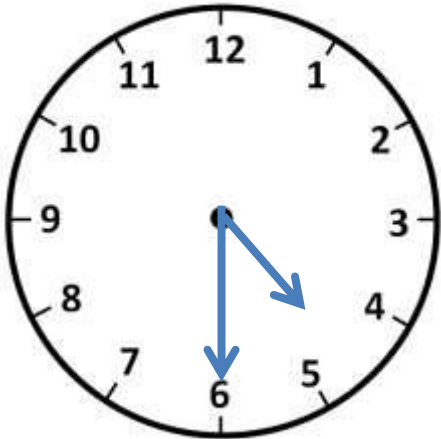
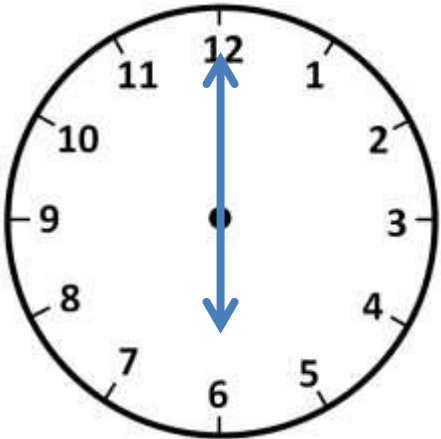
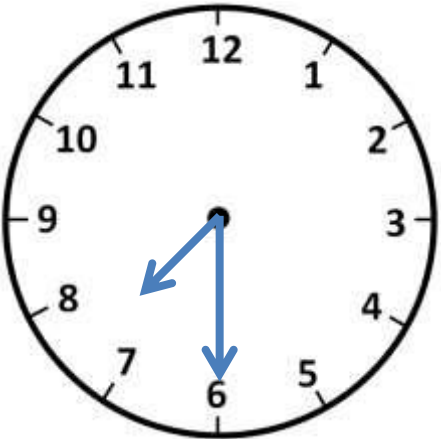
Name _____

Date _____



TELLING THE TIME - O'CLOCK & HALF PAST SHEET 1

Write the correct time underneath each clock. The first one has been done for you.

		
Half past 3	___ o'clock	
		

Complete the missing digital times:

5 o'clock → 5:00

Half past 3 → ___:___

9 o'clock → ___:___



Name _____

Date _____



TELLING THE TIME - O'CLOCK & HALF PAST SHEET 2

Draw the hands in the correct place for each clock. The first one has been done for you.

Half past 9	4 o'clock	Half past 3
Half past 7	6 o'clock	Half past 12

Complete the missing digital times:

Half past 2 → 2:30

7 o'clock → ___:___

Half past 10 → ___:___



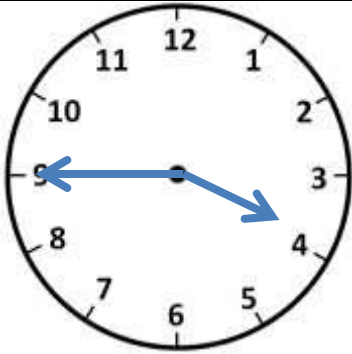
Name _____

Date _____

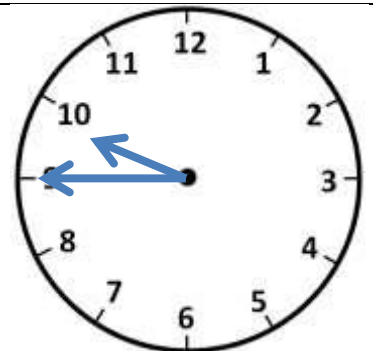
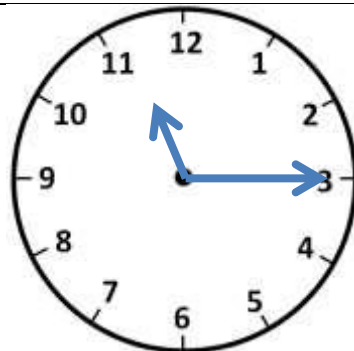
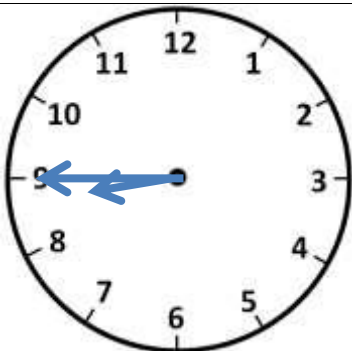
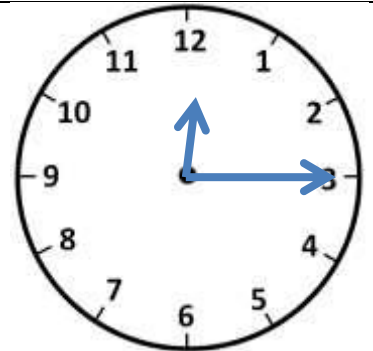
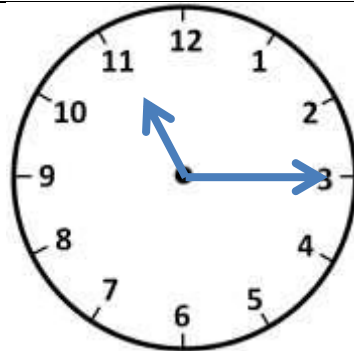
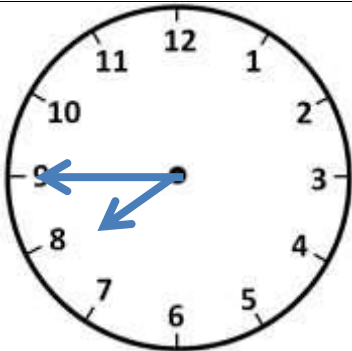
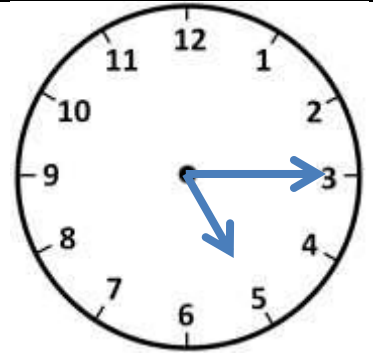
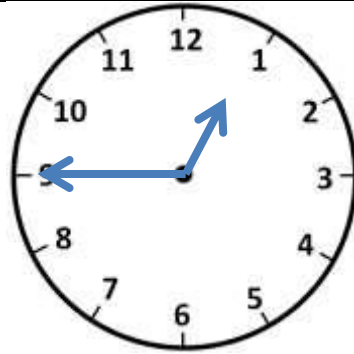


TELLING THE TIME - QUARTER PAST/TO SHEET 2

Write the correct digital time underneath each clock. The first one has been done for you.






3:45



Free Math Sheets, Math Games and Math Help

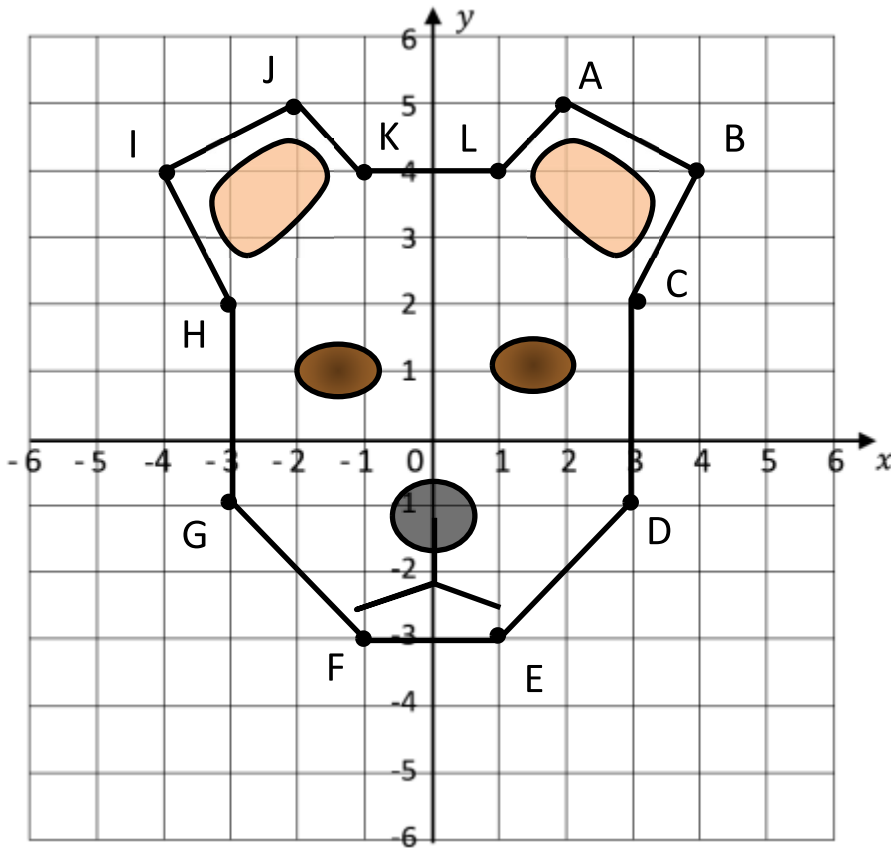
MATH-SALAMANDERS.COM





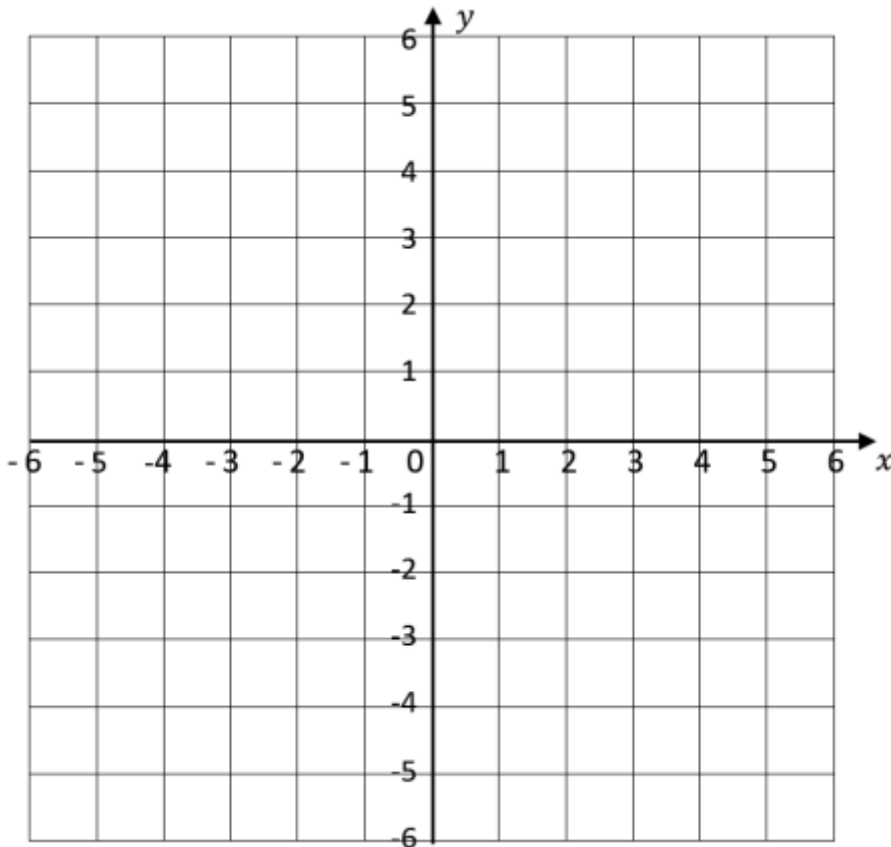


FIND AND PLOT THE COORDINATES 2



1) Write down the coordinates of each point of the face.

A (,)	G (,)
B (,)	H (,)
C (,)	I (,)
D (,)	J (,)
E (,)	K (,)
F (,)	L (,)




2) Draw your own face using the grid below and write down the coordinates of the outline.

A (,)	H (,)
B (,)	I (,)
C (,)	J (,)
D (,)	K (,)
E (,)	L (,)
F (,)	M (,)
G (,)	N (,)

Name : _____


L1S1

Counting Squares

 = 1 square unit

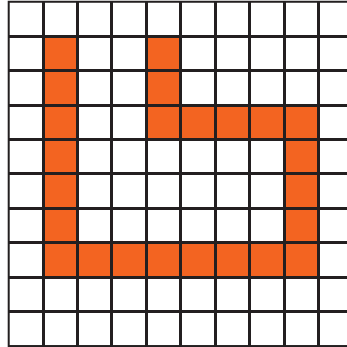
Find the area of each shape.

1)




Area = square units

2)



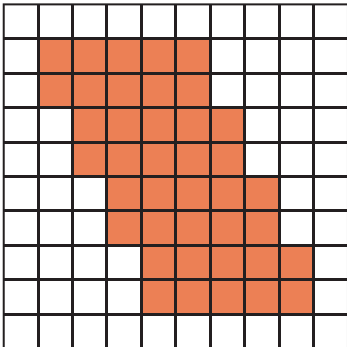
Area = square units

3)



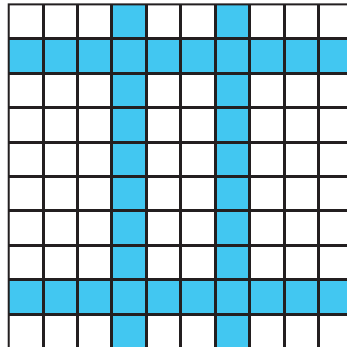
Area = square units

4)




Area = square units

5)




Area = square units

6)




Area = square units

7)




Area = square units

8)



Area = square units

9)




Area = square units

Name : _____


Drawing Shapes

Sheet 1


 = 1 square unit

Draw any shape in each grid with the following area.


1) Area = 26 square units




2) Area = 22 square units




3) Area = 13 square units




4) Area = 17 square units




5) Area = 10 square units




6) Area = 24 square units




7) Area = 19 square units



8) Area = 15 square units




9) Area = 28 square units




Draw 3 different shapes with the area 20 square units.


10)



11)



12)



Geography lesson 9: What can different communities do to protect their environment?

Watch the following video: <https://www.inquisitive.com/video/73-neighbourhood-community-gardening>

Make a list of the foods that are grown in this neighbourhood.

This project is a great example of community sustainable living which has many advantages. Circle the facts that you think are the most important for what they are doing to look after and protect the environment.

- Easy access to fresh, nutritious food
- People are eating food that is in season
- Transport is not needed
- It improves the look of the local environment
- It teaches people how to take care of the natural environment
- Organically grown means no chemicals are used
- People get to know their neighbours
- More plants means more oxygen for the planet
- Composting is used so waste is reduced

Choose one of these events and use the listed websites to find out more about it.

Record your information below.

Earth Hour. <https://www.earthhour.org.au/>

Versova Beach clean up. <https://www.sbs.com.au/language/english/the-world-s-largest-beach-clean-up>

Panda Nation.

https://support.worldwildlife.org/site/SPageServer/?pagename=panda_nation_fundraising

Which event? _____

Who is being helped? _____

Where is the event? _____

What are they doing? _____

How are they doing it? _____

Interesting facts _____

Think about we can help to protect the Great Barrier Reef. Using your own ideas and the ones you find on the website, write a Great Barrier Reef protection plan, listing things that are already being done along with new sustainability ideas.

<https://www.wwf.org.au/what-we-do/oceans/great-barrier-reef#gs.d2kp8l>

