








3-6 Green
Remote learning pack
Term 4 Week 2, 2021

3-6 Green remote learning timetable – Term 4, Week 2

TERM 4 WEEK 2	Monday 11 th October	Tuesday 12 th October	Wednesday 13 th October	Thursday 14 th October	Friday 15 th October
<p>Morning routine</p>  <p>Remember:</p> <p>Links to songs and videos are on the 3-6 Green remote learning page on the school website</p> <p>https://lethbridpkp.schools.nsw.gov.au/</p>	<p>Good morning 3-6 Green!</p> <p>- Sing the songs:</p> <ul style="list-style-type: none"> * Good Morning Song for Kids * Phonics Song 2 <p>- What zone are you in today?</p> <p>Are you in the green, blue, yellow or red zone?</p> <p>- What is the date today?</p> <p>Look at the calendar (go to the page with the October calendar).</p> <p>What is the day? ____</p> <p>What is the date? ____</p> <p>What is the month? ____</p> <p>What is the year? ____</p> <p>Say aloud: today is ____ (name of day), the ____ (date) of ____ (month) ____ (year).</p> <p>- What is the weather today?</p> <p>Is it sunny, cloudy, rainy, foggy, stormy, hot or cold?</p> <p>- Sight words practise:</p> <ul style="list-style-type: none"> * Oxford Sight Words – Orange Words 11-20 * Oxford Sight Words – Yellow Words 21-30 	<p>Good morning 3-6 Green!</p> <p>- Sing the songs:</p> <ul style="list-style-type: none"> * Good Morning Song for Kids * Kindness Is Free Song <p>- What zone are you in today?</p> <p>Are you in the green, blue, yellow or red zone?</p> <p>- What is the date today?</p> <p>Look at the calendar (go to the page with the October calendar).</p> <p>What is the day? ____</p> <p>What is the date? ____</p> <p>What is the month? ____</p> <p>What is the year? ____</p> <p>Say aloud: today is ____ (name of day), the ____ (date) of ____ (month) ____ (year).</p> <p>- What is the weather today?</p> <p>Is it sunny, cloudy, rainy, foggy, stormy, hot or cold?</p> <p>- Sight words practise:</p> <ul style="list-style-type: none"> * Oxford Sight Words – Orange Words 11-20 * Oxford Sight Words – Yellow Words 21-30 	<p>Good morning 3-6 Green!</p> <p>- Sing the songs:</p> <ul style="list-style-type: none"> * Good Morning Song for Kids * Phonics Song 2 <p>- What zone are you in today?</p> <p>Are you in the green, blue, yellow or red zone?</p> <p>- What is the date today?</p> <p>Look at the calendar (go to the page with the October calendar).</p> <p>What is the day? ____</p> <p>What is the date? ____</p> <p>What is the month? ____</p> <p>What is the year? ____</p> <p>Say aloud: today is ____ (name of day), the ____ (date) of ____ (month) ____ (year).</p> <p>- What is the weather today?</p> <p>Is it sunny, cloudy, rainy, foggy, stormy, hot or cold?</p> <p>- Sight words practise:</p> <ul style="list-style-type: none"> * Oxford Sight Words – Orange Words 11-20 * Oxford Sight Words – Yellow Words 21-30 	<p>Good morning 3-6 Green!</p> <p>- Sing the songs:</p> <ul style="list-style-type: none"> * Good Morning Song for Kids * Kindness Is Free Song <p>- What zone are you in today?</p> <p>Are you in the green, blue, yellow or red zone?</p> <p>- What is the date today?</p> <p>Look at the calendar (go to the page with the October calendar).</p> <p>What is the day? ____</p> <p>What is the date? ____</p> <p>What is the month? ____</p> <p>What is the year? ____</p> <p>Say aloud: today is ____ (name of day), the ____ (date) of ____ (month) ____ (year).</p> <p>- What is the weather today?</p> <p>Is it sunny, cloudy, rainy, foggy, stormy, hot or cold?</p> <p>- Sight words practise:</p> <ul style="list-style-type: none"> * Oxford Sight Words – Orange Words 11-20 * Oxford Sight Words – Yellow Words 21-30 	<p>Good morning 3-6 Green!</p> <p>- Sing the songs:</p> <ul style="list-style-type: none"> * Good Morning Song for Kids * Phonics Song 2 <p>- What zone are you in today?</p> <p>Are you in the green, blue, yellow or red zone?</p> <p>- What is the date today?</p> <p>Look at the calendar (go to the page with the October calendar).</p> <p>What is the day? ____</p> <p>What is the date? ____</p> <p>What is the month? ____</p> <p>What is the year? ____</p> <p>Say aloud: today is ____ (name of day), the ____ (date) of ____ (month) ____ (year).</p> <p>- What is the weather today?</p> <p>Is it sunny, cloudy, rainy, foggy, stormy, hot or cold?</p> <p>- Sight words practise:</p> <ul style="list-style-type: none"> * Oxford Sight Words – Orange Words 11-20 * Oxford Sight Words – Yellow Words 21-30
<p>English – reading</p> 	<p>Wushka:</p> <p>Sign into the Wushka website on your device or click the Wushka app on your iPad. Go to https://wushka.com.au Choose ONE (1) of the books allocated to you.</p> 	<p>EpicBooks:</p> <p>Sign into the EpicBooks website on your device. Go to www.getepic.com/students The class code to sign in is ric1039. Read your choice of book for 10 minutes.</p> 	<p>Wushka:</p> <p>Sign into the Wushka website on your device or click the Wushka app on your iPad. Go to https://wushka.com.au Choose ONE (1) of the books allocated to you.</p> 	<p>EpicBooks:</p> <p>Sign into the EpicBooks website on your device. Go to www.getepic.com/students The class code to sign in is ric1039. Read your choice of book for 10 minutes.</p> 	<p>Wushka:</p> <p>Sign into the Wushka website on your device or click the Wushka app on your iPad. Go to https://wushka.com.au Choose ONE (1) of the books allocated to you.</p> 

English – spelling



Spelling – term 3 review:

Get your **word sorts** from your pack. Get your **spelling list**.

Go to the **school website** and find your **word work video** from Mrs Moon:

- * Word work – Hunter
- * Word work – Sarah
- * Word work – April
- * Word work – Alex, Caitlynn, Stanley, Mia, Ben, Kaelum and Ethan
- * Word work – Jonathan, Shayleigh and Daniel
- * Word work – Chloe
- * Word work – TJ and Scott

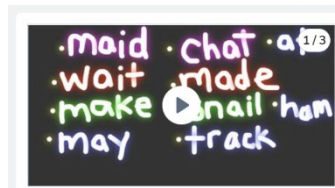
Listen to Mrs Moon read the words. Watch Mrs Moon cut up her words and sort them.

Your turn –

1) Sort your words and take a photo



2) Write your words on Seesaw – Glow Spelling



3) Read your words



Boggle:

Go to the **Boggle** activity on Seesaw. How many words can you make? Type them.



Spelling – term 3 review:

Get your **word sorts** from your pack. Get your **spelling list**.

Go to the **school website** and find your **word work video** from Mrs Moon:

- * Word work – Hunter
- * Word work – Sarah
- * Word work – April
- * Word work – Alex, Caitlynn, Stanley, Mia, Ben, Kaelum and Ethan
- * Word work – Jonathan, Shayleigh and Daniel
- * Word work – Chloe
- * Word work – TJ and Scott

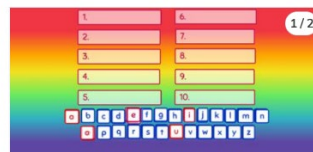
Listen to Mrs Moon read the words. Watch Mrs Moon cut up her words and sort them.

Your turn –

1) Sort your words and take a photo for Seesaw



2) Use the letter tiles to build your words – Magnetic Spelling



3) Read your words



Boggle:

Go to the **Boggle** activity on Seesaw. How many words can you make? Type them.



Spelling – term 3 review:

Get your **word sorts** from your pack. Get your **spelling list**.

Go to the **school website** and find your **word work video** from Mrs Moon:

- * Word work – Hunter
- * Word work – Sarah
- * Word work – April
- * Word work – Alex, Caitlynn, Stanley, Mia, Ben, Kaelum and Ethan
- * Word work – Jonathan, Shayleigh and Daniel
- * Word work – Chloe
- * Word work – TJ and Scott

Listen to Mrs Moon read the words. Watch Mrs Moon cut up her words and sort them.

Your turn –

1) Read your words
















2) Sort your words like Mrs Moon and take a photo for Seesaw



3) Write your words on the lined paper and take a photo for Seesaw



<p>English – handwriting</p> 	<p>Fun fact handwriting: You have now practised all letters in lowercase and uppercase form, as well as all 10 numbers.</p> <p>** Watch Miss Lamas' teaching videos on the school website if you need a refresher on how to form the letters correctly.</p> <p>Go to the fun fact handwriting – Monday page. Practise your handwriting. Take a  and post it on Seesaw.</p> 	<p>Fun fact handwriting: You have now practised all letters in lowercase and uppercase form, as well as all 10 numbers.</p> <p>** Watch Miss Lamas' teaching videos on the school website if you need a refresher on how to form the letters correctly.</p> <p>Go to the fun fact handwriting – Tuesday page. Practise your handwriting. Take a  and post it on Seesaw.</p> 	<p>Fun fact handwriting: You have now practised all letters in lowercase and uppercase form, as well as all 10 numbers.</p> <p>** Watch Miss Lamas' teaching videos on the school website if you need a refresher on how to form the letters correctly.</p> <p>Go to the fun fact handwriting – Wednesday page. Practise your handwriting. Take a  and post it on Seesaw.</p> 	<p>Fun fact handwriting: You have now practised all letters in lowercase and uppercase form, as well as all 10 numbers.</p> <p>** Watch Miss Lamas' teaching videos on the school website if you need a refresher on how to form the letters correctly.</p> <p>Go to the fun fact handwriting – Thursday page. Practise your handwriting. Take a  and post it on Seesaw.</p> 	<p>Fun fact handwriting: You have now practised all letters in lowercase and uppercase form, as well as all 10 numbers.</p> <p>** Watch Miss Lamas' teaching videos on the school website if you need a refresher on how to form the letters correctly.</p> <p>Go to the fun fact handwriting – Friday page. Practise your handwriting. Take a  and post it on Seesaw.</p> 
<p>Brain break</p> 	<p>Go to the school website. Choose TWO (2) Go Noodle videos to get your heart pumping!</p> <p>GoNoodle</p>	<p>Go to the school website. Choose TWO (2) Go Noodle videos to get your heart pumping!</p> <p>GoNoodle</p>	<p>Go to the school website. Choose TWO (2) Go Noodle videos to get your heart pumping!</p> <p>GoNoodle</p>	<p>Go to the school website. Choose TWO (2) Go Noodle videos to get your heart pumping!</p> <p>GoNoodle</p>	<p>Go to the school website. Choose TWO (2) Go Noodle videos to get your heart pumping!</p> <p>GoNoodle</p>
<p>English – writing</p> 	<p>Roll a silly sentence: Go to the school website. Watch the video called roll a silly sentence. Watch how Mrs Moon builds her sentence.</p>	<p>Independent writing: Go to the school website. Watch the video called how to use voice to text.</p>	<p>Roll a silly sentence: Go to the school website. Watch the video called roll a silly sentence. Watch how Mrs Moon builds her sentence.</p>	<p>Independent writing: Go to the school website. Watch the video called how to use voice to text.</p>	<p>Roll a silly sentence: Go to the school website. Watch the video called roll a silly sentence. Watch how Mrs Moon builds her sentence.</p>

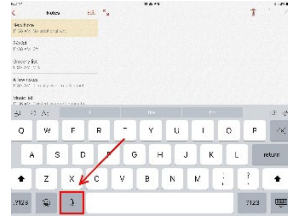
Go to the page called **Roll a Silly Sentence**. Roll the two dice in your pack. How many dots altogether? Use the numbers to help you build your sentence. Write 5 sentences on the lined paper. E.g. I rolled the numbers 4, 10 and 10. My sentence is: A glow worm played the clarinet in the Kids Club.

Take a  and post it on Seesaw. 

Silly Sentences with "GL" and "CL" Blends
Roll two dice three times to make a silly sentence!

Roll 1:	Roll 2:	Roll 3:
2 A burglar	2 drank a glass of water	2 by a glacier.
3 The piglet	3 wore gloves	3 under the glowing moon.
4 A glow worm	4 spilled the glitter	4 and found a glove.
5 A gladiator	5 used lots of glue	5 and spoke English.
4 Glen	4 wore glasses	4 on a gloomy day.
7 Gilda	7 glanced at the teacher	7 and fell glad.
8 A clam	8 climbed a mountain	8 in the closet.
9 The clown	9 bought new clothes	9 on a cloudy day.
10 Claudia	10 played the clarinet	10 in the Kids Club.
11 My classmate	11 found a clover	11 under a rain cloud.
12 Clark	12 started clapping	12 on a clear day.

1. Use **voice to text** on your iPad to record your sentence.



2. Copy your sentence and write it on the lined paper.

Hunter, Sarah, April, Alex:
What is your favourite take away food? What do you eat?

Record and write **2 sentences**.

Chloe, Stanley, Mia, Ethan, Ben, Kaelum, Shayleigh, Scott and Caitlynn:

What is your favourite take away food? Tell me about it.
Record and write **3 sentences**.

TJ, Jonathan and Daniel:
What is your favourite take away food? Describe it.
Record and write **4 sentences**.
Use joining words like 'and' and 'because'.

Go to the **school website**.
Watch the video called **self-assessing my writing**. Check

Go to the page called **Roll a Silly Sentence**. Roll the two dice in your pack. How many dots altogether? Use the numbers to help you build your sentence. Write 5 sentences on the lined paper. E.g. I rolled the numbers 4, 10 and 10. My sentence is: A glow worm played the clarinet in the Kids Club.

Take a  and post it on Seesaw. 

Silly Sentences with "GL" and "CL" Blends
Roll two dice three times to make a silly sentence!

Roll 1:	Roll 2:	Roll 3:
2 A burglar	2 drank a glass of water	2 by a glacier.
3 The piglet	3 wore gloves	3 under the glowing moon.
4 A glow worm	4 spilled the glitter	4 and found a glove.
5 A gladiator	5 used lots of glue	5 and spoke English.
4 Glen	4 wore glasses	4 on a gloomy day.
7 Gilda	7 glanced at the teacher	7 and fell glad.
8 A clam	8 climbed a mountain	8 in the closet.
9 The clown	9 bought new clothes	9 on a cloudy day.
10 Claudia	10 played the clarinet	10 in the Kids Club.
11 My classmate	11 found a clover	11 under a rain cloud.
12 Clark	12 started clapping	12 on a clear day.

Hunter, Sarah, April, Alex:
Record and write 2 sentences.

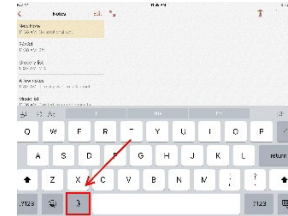
Chloe, Stanley, Mia, Ethan, Ben, Kaelum, Shayleigh, Scott and Caitlynn:
Record and write 3 sentences.

TJ, Jonathan and Daniel:
Record and write 4 sentences.

Go to the **school website**.
Watch the video called **self-assessing my writing**. Check

1. Look at the picture. What can you see? What is happening? Think about who, what, when and where to describe the picture.

2. Use **voice to text** on your iPad to record your sentence.



3. Copy your sentence and write it on the lines.



Write 3-5 sentences about what you can see in this picture (think about who, what, where and when)

Hunter, Sarah, April, Alex:
Record and write 2 sentences.

Chloe, Stanley, Mia, Ethan, Ben, Kaelum, Shayleigh, Scott and Caitlynn:
Record and write 3 sentences.

TJ, Jonathan and Daniel:
Record and write 4 sentences.































Go to the **school website**.
Watch the video called **self-assessing my writing**. Check

Go to the page called **Roll a Silly Sentence**. Roll the two dice in your pack. How many dots altogether? Use the numbers to help you build your sentence. Write 5 sentences on the lined paper. E.g. I rolled the numbers 4, 10 and 10. My sentence is: A glow worm played the clarinet in the Kids Club.

Take a  and post it on Seesaw. 

Silly Sentences with "GL" and "CL" Blends
Roll two dice three times to make a silly sentence!

Roll 1:	Roll 2:	Roll 3:
2 A burglar	2 drank a glass of water	2 by a glacier.
3 The piglet	3 wore gloves	3 under the glowing moon.
4 A glow worm	4 spilled the glitter	4 and found a glove.
5 A gladiator	5 used lots of glue	5 and spoke English.
4 Glen	4 wore glasses	4 on a gloomy day.
7 Gilda	7 glanced at the teacher	7 and fell glad.
8 A clam	8 climbed a mountain	8 in the closet.
9 The clown	9 bought new clothes	9 on a cloudy day.
10 Claudia	10 played the clarinet	10 in the Kids Club.
11 My classmate	11 found a clover	11 under a rain cloud.
12 Clark	12 started clapping	12 on a clear day.

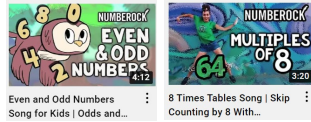
		<p>your work just like Miss Lamas. Do you have a capital letter, finger space and full stop?</p> <p>Take a  and post it on Seesaw. </p>		<p>your work just like Miss Lamas. Do you have a capital letter, finger space and full stop?</p> <p>Take a  and post it on Seesaw. </p>	
<p>English – sight words</p> 	<p>Sight words – term 3 review: Go to the page called term 3 sight words review. Find your sight word list.</p> <p>Go to the school website and find your sight words video from Mrs Moon.</p> <p>Listen to Mrs Moon reading the words and say them with her.</p> <p>Build it, write it, say it </p>  <ol style="list-style-type: none"> 1) Build your words with the letters 2) Write your words  3) Read your words  	<p>Chick sight word race: Click on the chick sight word race activity in Seesaw. </p> <ol style="list-style-type: none"> 1. Watch Miss Lamas' video and listen to her read the sight words. 2. Decide who will be the blue counter. Decide who will play as the pink counter. 3. Player 1 rolls the dice and moves their counter. 4. Read  the sight word. 5. Player 2 has their turn at rolling, moving and reading the sight word. 6. Make sure you follow the rules on the special spaces. 7. Take turns until someone reaches the end and is declared the winner. 	<p>Sight words – term 3 review: Go to the page called term 3 sight words review. Find your sight word list.</p> <p>Go to the school website and find your sight words video from Mrs Moon.</p> <p>Listen to Mrs Moon reading the words and say them with her.</p> <p>Sight words writing </p> <ol style="list-style-type: none"> 1) Read your words  2) Write your words in a sentence and take a photo for Seesaw.   	<p>Winter sight word race: Click on the winter sight word race activity in Seesaw. </p> <ol style="list-style-type: none"> 1. Watch Miss Lamas' video and listen to her read the sight words. 2. Decide who will be the blue counter. Decide who will play as the pink counter. 3. Player 1 rolls the dice and moves their counter. 4. Read  the sight word. 5. Player 2 has their turn at rolling, moving and reading the sight word. 6. If you land on a snowball you miss your next turn. 7. Take turns until someone reaches the end and is declared the winner. 	<p>Sight words – term 3 review: Go to the page called term 3 sight words review. Find your sight word list.</p> <p>Go to the school website and find your sight words video from Mrs Moon.</p> <p>Listen to Mrs Moon reading the words and say them with her.</p> <p>Read it, build it, write it </p>  <ol style="list-style-type: none"> 1) Build your words with the letters 2) Write your words  3) Read your words 
<p>Crunch and Sip</p> 	<p>Go to Storyline Online. Choose a book to listen to while you eat fruit or vegetables. Drink some water.</p> 	<p>Go to Storyline Online. Choose a book to listen to while you eat fruit or vegetables. Drink some water.</p> 	<p>Go to Storyline Online. Choose a book to listen to while you eat fruit or vegetables. Drink some water.</p> 	<p>Go to Storyline Online. Choose a book to listen to while you eat fruit or vegetables. Drink some water.</p> 	<p>Go to Storyline Online. Choose a book to listen to while you eat fruit or vegetables. Drink some water.</p> 

Mathematics - number



Go to the **school website**.

Choose **ONE (1) Numberrock video** to sing along to:
Even and odd numbers song or **skip counting by 8 song**



Whole number:

Hunter, April, Mia, Ethan, Shayleigh, Caitlynn, Sarah, Stanley, Alex, Chloe, Ben, Kaelum:

Click on the **number lines** activity in Seesaw.

Put the numbers in the correct order. Record yourself counting.



Whole number:

Daniel, Scott, TJ, Jonathan:

Click on the **ordering numbers** activity in Seesaw.

Put the numbers in the correct order from smallest to biggest.



Number warm up:

Log onto **Mathletics** and play Live Mathletics. Practise your friends of ten by racing other people. **Play for 10 minutes.**



Money:

All students:

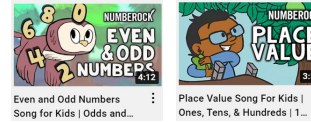
Click on the **money sorting** activity in Seesaw.

Sort the coins and notes from smallest to biggest value.



Go to the **school website**.


Choose **ONE (1) Numberrock video** to sing along to:
Even and odd numbers song or **place value song**



Whole number:

Go to the **school website**. Watch the video called **more and less dice game**. Watch Miss Lamas demonstrate how to complete this activity before you have a turn.

Grab your **two dice** from your pack. Roll them. Record your numbers on the worksheet called **more and less**. Record your rolled number in the middle box. Then write the numbers that are 1 more, 1 less, 10 more and 10 less. Use your hundreds chart if you need extra support.



Take a photo and post it on Seesaw.

Number warm up:

Log onto **Mathletics** and play Live Mathletics. Practise your friends of ten by racing other people. **Play for 10 minutes.**



Money:

All students:

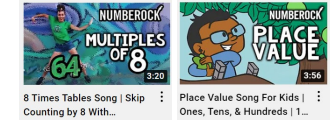
Click on the **buying items with money** activity in Seesaw.

Match the coins and notes to their value. Buy items using the correct money.



Go to the **school website**.


Choose **ONE (1) Numberrock video** to sing along to:
Skip counting by 8 song or **place value song**




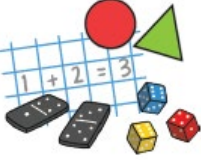



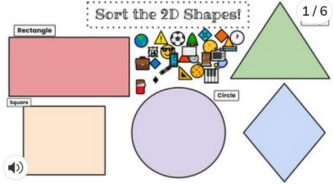

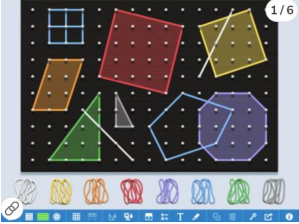





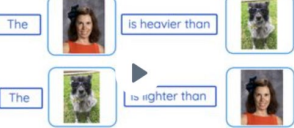
Whole number:




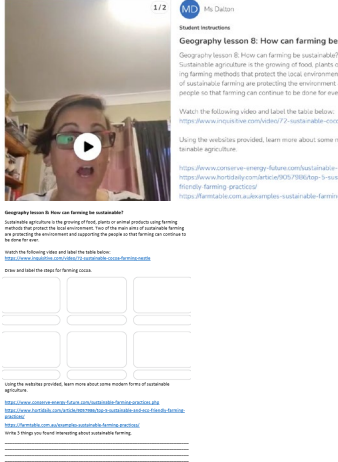
Go to the **school website**. Watch the video called **rolling the smallest number**. Watch Miss Lamas play the game before you play with someone.





Grab your **two dice** from your pack. Choose someone to play with. Roll the dice and arrange the numbers to make the smallest number possible. Record your number on the paper called **rolling the smallest number game**. It is your partner's turn now. Who made the smallest number? Circle it. That player gets a point.



Take a photo and post it on Seesaw.

<p>Brain break</p> <p>BRAIN BREAKS</p> 	<p>Go to the school website. Choose TWO (2) Go Noodle videos to get your heart pumping!</p> <p>GoNoodle</p>	<p>Go to the school website. Choose TWO (2) Go Noodle videos to get your heart pumping!</p> <p>GoNoodle</p>	<p>Go to the school website. Choose TWO (2) Go Noodle videos to get your heart pumping!</p> <p>GoNoodle</p>	<p>Go to the school website. Choose TWO (2) Go Noodle videos to get your heart pumping!</p> <p>GoNoodle</p>	<p>Go to the school website. Choose TWO (2) Go Noodle videos to get your heart pumping!</p> <p>GoNoodle</p>
<p>Mathematics – Measurement</p> 	<p>Mass:</p> <p>All students:</p> <p>Hefting practise Seesaw activity </p> <p>Watch the YouTube video. Then practise hefting items. Take four photos of you hefting and label the items 'heavy' and 'light'. Use the microphone to explain what is heavy and light.</p> 	<p>2D shapes:</p> <p>Hunter, April, Mia, Ethan, Shayleigh, Caitlynn, Sarah, Alex, Ben, Kaelum, Stanley: </p> <p>2D shapes Seesaw activity</p> <p>Sort the shapes into the correct category. Then take photos of objects around your house that have the same shape as its surface.</p>  <p>Daniel, Scott, TJ, Jonathan:</p> <p>Geoboard 2D shapes Seesaw activity </p> <p>Make a pentagon, hexagon, octagon, diamond and rectangle on the Geoboard. Label the sides and vertices on each shape.</p> 	<p>Mass:</p> <p>All students:</p> <p>Measuring mass on scales Seesaw activity </p> <p>Watch the YouTube video. Then practise identifying objects that are heavy and light on a balance. Lastly, take photos of items you have hefted and put them on the balance to show which is heavier and which is lighter.</p> 	<p>2D shapes:</p> <p>All students:</p> <p>Making 2D shapes Seesaw activity </p> <p>Create five 2D shapes using your colouring in pencils. Then label the sides and vertices to tell me more about your shape.</p> 	<p>Mass:</p> <p>All students: </p> <p>Heavier than and lighter than Seesaw activity</p> <p>Find six objects around your house and complete the heavier than/lighter than sentences by taking photos of them. Use the microphone to explain your work.</p> 

<p>Geography with Ms Dalton</p> 		<p>N/A</p>	<p>Go to the Seesaw activity called lesson 8: How can farming be sustainable? </p> <ol style="list-style-type: none"> 1. Watch Ms Dalton's video. 2. Complete the Seesaw activity or worksheet.  3. Upload your work to Seesaw. 	<p>N/A</p>	<p>N/A</p>
--	--	------------	---	------------	------------

<p>Mindfulness</p> 	<p>Extras: mindfulness booklet.</p> <p>Attached to back of your work pack are calm, mindfulness activities you may wish to do as a break or once you have finished your work. These are an option.</p>   
--	--












October 2021

Sunday	Monday	Tuesday	Wednesday	Thursday	Friday	Saturday
					1	2 Weekend
3 Weekend	4	5 Ethan's birthday	6	7	8	9 Weekend
10 Weekend	11	12	13	14 TJ's birthday	15	16 Weekend
17 Weekend	18	19	20	21	22	23 Weekend
24 Weekend	25	26	27	28	29	30 Weekend
31 Weekend						


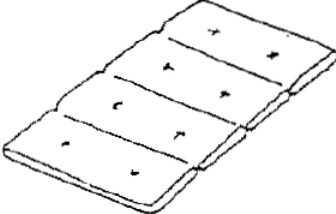

Spelling review: term 3 week 4-7 - word sorts

Word sorts - Hunter

SORT 5 Beginning Consonants





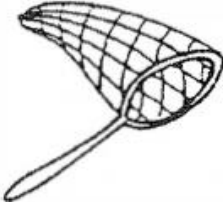



Yy 	Zz 	Vv 	
			
			

SORT 6 AT Word Families





cat	mat	bat
		

Word sorts – Sarah

SORT 10 ET, EG, and EN Word Families

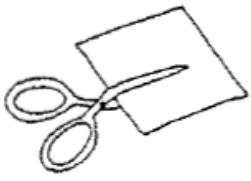



net	peg	jet	hen
pen	pet	beg	wet
			
			

SORT 11 UG, UT and UN Word Families



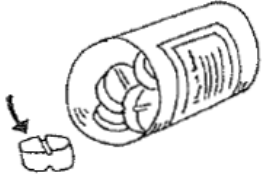



run	cut	mug	jug
			

Word sorts - April

SORT 11 UG, UT and UN Word Families




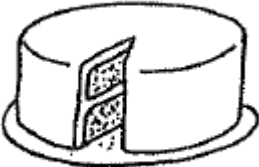





run	cut	mug	jug
			

SORT 12 IG, IP, and ILL Word Families





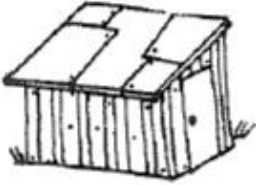




pig	pill	wig
lip	mill	hill
		
		

Word sorts – Alex, Caitlynn, Stanley, Mia, Ben, Kaelum, Ethan

SORT 14 C, H, and CH Digraph






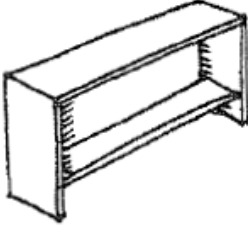






c 	h 	ch 
		
		

SORT 15 H, SH, and CH Digraphs







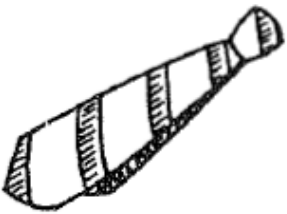


h 	sh 	ch 
		
		

Word sorts – Jonathan, Shayleigh, Daniel

SORT 17 SH, CH, TH, and WH Digraphs










sh 	ch 	wh 	th 
			
			

SORT 18 S, T, and ST Blend










s 	t 	st 
		
	6 	

Word sorts - Chloe

SORT 19 SP, SK, and SM Blends













sp 	sk 	sm 
		
		

SORT 20 SC, SN, and SW Blends










sc 	sn 	sw 
		
		

Word sorts – TJ, Scott

SORT 24 BL, BR, GR, and GL Blends

br 	bl 	gr 	gl 
			
			

SORT 25 PR, TR, and DR Blends

pr 	dr 	tr 
		
		

Spelling list - Hunter

Yy	Zz	Vv	at
Yoyo	Zebra	Vest	Cat
Yoghurt	Zoo	Vase	Mat
	Zap	Vacuum	Bat

Spelling list - Sarah

et	en	eg	ug	ut	un
Net	Hen	Peg	Mug	Cut	Run
Jet	Pen	Beg	Jug		
Pet					
Wet					

Spelling list - April

ug	ut	un	ig	ip	ill
Mug	Cut	Run	Pig	Lip	Pill
Jug			Wig		Mill
					Hill

Spelling list - Alex, Caitlynn, Stanley, Mia, Ben, Kaeulm, Ethan

c	h	ch	h	sh	ch
Cake	Heart	Cherries	Hose	Shed	Cheese
Comb	Hat	Chin	Ham	Sheep	Chop

Spelling list - Jonathan, Shayleigh, Daniel

sh	ch	wh	th	s	t	st
Shelf	Cheese	Whiskers	Thorn	Six	Top	Stick
Shot	Chicken	Wheelbarrow	Thimble	Sink	Tie	Stop

Spelling list - Chloe

sp	sk	sm	sc	sn	sw
Sponge	Skeleton	Smell	Scale	Snow	Switch
Spill	Ski	Smile	Scout	Snail	Swan

Spelling list - TJ, Scott

br	bl	gr	gl	pr	dr	tr
Bride	Blouse	Grass	Globe	Price	Drill	Trap
Bridge	Blocks	Groceries	Glasses	Pray	Dress	Track

Fun fact handwriting – Monday

Today is Monday the 11th
of October 2021. Did you
know? Some fish cough to
clear the bacteria out of
their gills.



Self-assessing my handwriting

I had both feet flat on the floor



I sat up straight with a tall back



I used my neatest handwriting



Fun fact handwriting - Tuesday

Today is Tuesday the 12th
of October 2021. Did you
know? It would only take
one hour to drive to space
if you could drive straight
up in the air.



Self-assessing my handwriting

I had both feet flat on the floor



I sat up straight with a tall back



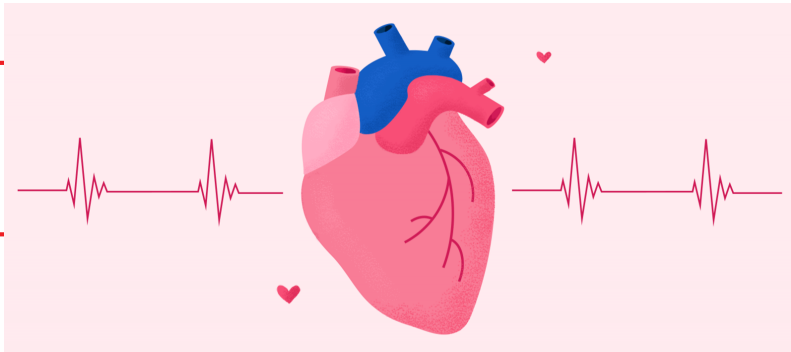
I used my neatest handwriting



Fun fact handwriting – Wednesday

Today is Wednesday the
13th of October 2021.

Did you know? Your heart
beats about 115,000
times a day.



Self-assessing my handwriting

I had both feet flat on the floor



I sat up straight with a tall back



I used my neatest handwriting



Fun fact handwriting - Thursday

Today is Thursday the
14th of October 2021.

Did you know? It takes
about 50 licks to finish
one scoop of ice cream.



Self-assessing my handwriting

I had both feet flat on the floor



I sat up straight with a tall back



I used my neatest handwriting



Fun fact handwriting – Friday

Today is Friday the 15th
of October 2021. Did you
know? Your nose gets
warmer when you tell a
lie.



Self-assessing my handwriting

I had both feet flat on the floor



I sat up straight with a tall back




I used my neatest handwriting





Silly Sentences with “GL” and “CL” Blends


Roll two dice three times to make a silly sentence!

Roll 1:	Roll 2:	Roll 3:
2 A burglar	2 drank a glass of water	2 by a glacier.
3 The piglet	3 wore gloves	3 under the glowing moon.
4 A glow worm	4 spilled the glitter	4 and found a glove.
5 A gladiator	5 used lots of glue	5 and spoke English.
6 Glen	6 wore glasses	6 on a gloomy day.
7 Gloria	7 glanced at the teacher	7 and felt glad.
8 A clam	8 climbed a mountain	8 in the closet.
9 The clown	9 bought new clothes	9 on a cloudy day.
10 Claudia	10 played the clarinet	10 in the Kids Club.
11 My classmate	11 found a clover	11 under a rain cloud.
12 Clark	12 started clapping	12 on a clear day.









Thursday – independent writing



Write 3-5 sentences about what you can see in this picture (think about who, what, where and when)

Term 3 sight words review

Daniel - sight words
Week 4-7

individual	places
community	connection
culture	statistics
country	immigrant
heritage	nation

Ethan - sight words
Week 4-7

said	of
there	on
when	that
so	got
had	were

Kaelum - sight words
Week 4-7

called	back
after	going
saw	because
came	out
with	said

Shayleigh - sight words
Week 4-7

could	played
about	found
people	down
would	were
came	ran

April - sight words
Week 4-7

there	out
were	have
her	then
day	with
his	for

Hunter - sight words
Week 4-7

went	there
said	and
was	he
the	she
that	is

Mia - sight words

Week 4-7

there	out
her	are
they	for
with	time
what	back

Chloe - sight words

Week 4-7

there	that
with	found
were	know
one	said
when	shouted

Ben - sight words

Week 4-7

could	do
of	ran
other	from
found	can
asked	played

Stanley - sight words

Week 4-7

were	went
was	with
found	because
came	all
asked	are

Scott - sight words

Week 4-7

other	found
were	really
want	know
where	other
shouted	lived

Sarah - sight words

Week 4-7

was	were
went	for
then	day
there	with
that	me

TJ - sight words
Week 4-7

hours	felt
quickly	cousin
scary	excited
should	arrived
comfortable	happily

Caitlynn - sight words
Week 4-7


their	didn't
were	if
could	found
should	I'm
quickly	started

Jonathan - sight words
Week 4-7


scary	island
community	mountain
indigenous	Torres Strait
creation	subtract
resources	sum

Alex - sight words
Week 4-7

other	I'm
shouted	it's
country	later
quickly	don't
person	ok



More and Less



Roll one die and write the number in the middle box. Fill in the numbers for 10 more, 10 less, 1 more, and 1 less.

ROLLING THE SMALLEST NUMBER GAME

Player 1	Player 2
_____	_____

Geography lesson 8: How can farming be sustainable?

Sustainable agriculture is the growing of food, plants or animal products using farming methods that protect the local environment. Two of the main aims of sustainable farming are protecting the environment and supporting the people so that farming can continue to be done for ever.

Watch the following video and label the table below:

<https://www.inquisitive.com/video/72-sustainable-cocoa-farming-nestle>

Draw and label the steps for farming cocoa.

Using the websites provided, learn more about some modern forms of sustainable agriculture.

<https://www.conserve-energy-future.com/sustainable-farming-practices.php>

<https://www.hortidaily.com/article/9057986/top-5-sustainable-and-eco-friendly-farming-practices/>

<https://farmtable.com.au/examples-sustainable-farming-practices/>

Write 3 things you found interesting about sustainable farming.
