

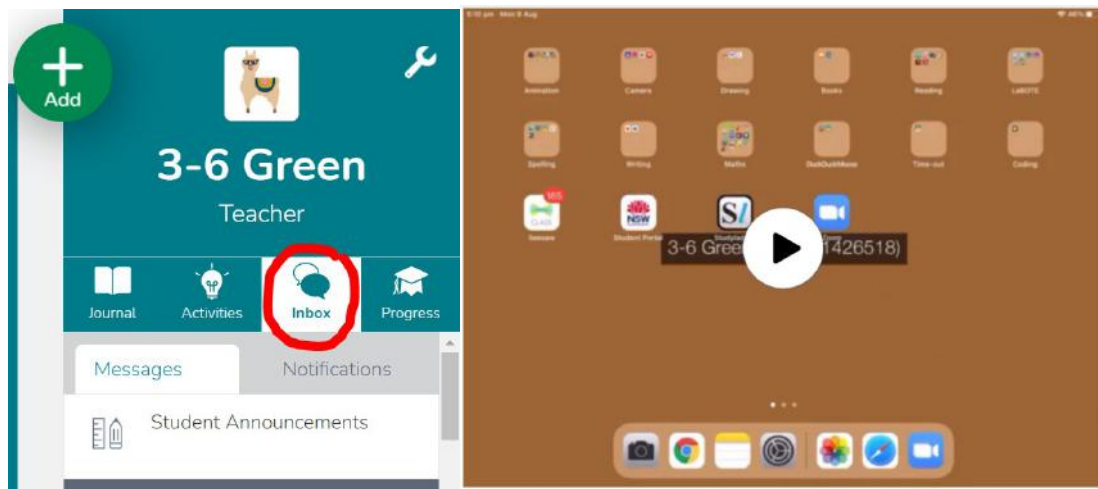
3-6 Green

Remote learning pack

Term 3 Week 10, 2021

Dear families,

We will be engaging with our teachers and friends in 3-6 Green **once a week** via **Zoom**. The instructions on how to sign into the Zoom app on your child's school iPad have been sent to all students as a video on **Seesaw**. The video can be found in the inbox section of Seesaw.



Your child requires their Department of Education username and password to sign into Zoom. These were included in the week 2 work pack. It is a small laminated card with usernames including Wushka, Mathematics and Literacy Planet.

If you have misplaced your child's logins, please message me on Seesaw or email me on daniella.lamas1@det.nsw.edu.au and I will get back to you with the usernames and passwords.

Kind regards,

Miss Lamas

Our week 10 Zoom meeting is scheduled for
Tuesday 14th September at 11:00am.








Theme: bring your favourite toy or soft plushie along

Meeting ID: 660 8102 5523

Passcode: 089645

Mrs Moon and I look forward to seeing you!

3-6 Green remote learning timetable – Term 3, Week 10

TERM 3 WEEK 10	Monday 13 th August	Tuesday 14 th August	Wednesday 15 th September	Thursday 16 th September	Friday 17 th September
<p>Morning routine</p>  <p>Remember:</p> <p>Links to songs and videos are on the 3-6 Green remote learning page on the school website</p> <p>https://lethbridpkp.schools.nsw.gov.au/</p>	<p>Good morning 3-6 Green!</p> <p>- Sing the songs:</p> <ul style="list-style-type: none"> * Good Morning Song for Kids * Phonics Song 2 <p>- What zone are you in today?</p> <p>Are you in the green, blue, yellow or red zone?</p> <p>- What is the date today?</p> <p>Look at the calendar (go to the page with the September calendar).</p> <p>What is the day? ____ What is the date? ____ What is the month? ____ What is the year? ____</p> <p>Say aloud: today is ____ (name of day), the ____ (date) of ____ (month) ____ (year).</p> <p>- What is the weather today?</p> <p>Is it sunny, cloudy, rainy, foggy, stormy, hot or cold?</p> <p>- Sight words practise:</p> <ul style="list-style-type: none"> * Oxford Sight Words – Pink Words 91-100 * Oxford Sight Words – Red Words 1-10 	<p>Good morning 3-6 Green!</p> <p>- Sing the songs:</p> <ul style="list-style-type: none"> * Good Morning Song for Kids * Opposites Song <p>- What zone are you in today?</p> <p>Are you in the green, blue, yellow or red zone?</p> <p>- What is the date today?</p> <p>Look at the calendar (go to the page with the September calendar).</p> <p>What is the day? ____ What is the date? ____ What is the month? ____ What is the year? ____</p> <p>Say aloud: today is ____ (name of day), the ____ (date) of ____ (month) ____ (year).</p> <p>- What is the weather today?</p> <p>Is it sunny, cloudy, rainy, foggy, stormy, hot or cold?</p> <p>- Sight words practise:</p> <ul style="list-style-type: none"> * Oxford Sight Words – Pink Words 91-100 * Oxford Sight Words – Red Words 1-10 	<p>Good morning 3-6 Green!</p> <p>- Sing the songs:</p> <ul style="list-style-type: none"> * Good Morning Song for Kids * Phonics Song 2 <p>- What zone are you in today?</p> <p>Are you in the green, blue, yellow or red zone?</p> <p>- What is the date today?</p> <p>Look at the calendar (go to the page with the September calendar).</p> <p>What is the day? ____ What is the date? ____ What is the month? ____ What is the year? ____</p> <p>Say aloud: today is ____ (name of day), the ____ (date) of ____ (month) ____ (year).</p> <p>- What is the weather today?</p> <p>Is it sunny, cloudy, rainy, foggy, stormy, hot or cold?</p> <p>- Sight words practise:</p> <ul style="list-style-type: none"> * Oxford Sight Words – Pink Words 91-100 * Oxford Sight Words – Red Words 1-10 	<p>Good morning 3-6 Green!</p> <p>- Sing the songs:</p> <ul style="list-style-type: none"> * Good Morning Song for Kids * Opposites Song <p>- What zone are you in today?</p> <p>Are you in the green, blue, yellow or red zone?</p> <p>- What is the date today?</p> <p>Look at the calendar (go to the page with the September calendar).</p> <p>What is the day? ____ What is the date? ____ What is the month? ____ What is the year? ____</p> <p>Say aloud: today is ____ (name of day), the ____ (date) of ____ (month) ____ (year).</p> <p>- What is the weather today?</p> <p>Is it sunny, cloudy, rainy, foggy, stormy, hot or cold?</p> <p>- Sight words practise:</p> <ul style="list-style-type: none"> * Oxford Sight Words – Pink Words 91-100 * Oxford Sight Words – Red Words 1-10 	<p>Good morning 3-6 Green!</p> <p>- Sing the songs:</p> <ul style="list-style-type: none"> * Good Morning Song for Kids * Phonics Song 2 <p>- What zone are you in today?</p> <p>Are you in the green, blue, yellow or red zone?</p> <p>- What is the date today?</p> <p>Look at the calendar (go to the page with the September calendar).</p> <p>What is the day? ____ What is the date? ____ What is the month? ____ What is the year? ____</p> <p>Say aloud: today is ____ (name of day), the ____ (date) of ____ (month) ____ (year).</p> <p>- What is the weather today?</p> <p>Is it sunny, cloudy, rainy, foggy, stormy, hot or cold?</p> <p>- Sight words practise:</p> <ul style="list-style-type: none"> * Oxford Sight Words – Pink Words 91-100 * Oxford Sight Words – Red Words 1-10
<p>English – reading</p> 	<p>Wushka:</p> <p>Click the Wushka app on your iPad or sign into the Wushka website on your device. Go to https://wushka.com.au</p> <p>Choose and read ONE (1) of the books assigned to you.</p> 	<p>EpicBooks:</p> <p>Sign into the EpicBooks website on your device. Go to www.getepic.com/students</p> <p>The class code to sign in is ric1039. Read your choice of book for 10 minutes.</p> 	<p>Wushka:</p> <p>Sign into the Wushka website on your device or click the Wushka app on your iPad. Go to https://wushka.com.au</p> <p>Choose ONE (1) of the books allocated to you.</p> 	<p>EpicBooks:</p> <p>Sign into the EpicBooks website on your device. Go to www.getepic.com/students</p> <p>The class code to sign in is ric1039. Read your choice of book for 10 minutes.</p> 	<p>Wushka:</p> <p>Sign into the Wushka website on your device or click the Wushka app on your iPad. Go to https://wushka.com.au</p> <p>Choose ONE (1) of the books allocated to you.</p> 

English – spelling



Spelling words:

Go to the page called **spelling review**. Find the **word sorts** with your name on it. Find the **spelling lists** with your name on it.

Go to the **school website** and find your **word work video** from Mrs Moon:

- * Word work – Hunter
- * Word work – Sarah
- * Word work – April
- * Word work – Alex, Caitlynn, Stanley, Mia, Ben, Kaelum and Ethan
- * Word work – Jonathan, Shayleigh and Daniel
- * Word work – Chloe
- * Word work – TJ and Scott

Listen to Mrs Moon read the words. Watch Mrs Moon cut up her words and sort them.

Your turn –

1) Cut up your words




2) Say your words



3) Sort your words like Mrs Moon and take a photo for Seesaw



Boggle:

Go to the **Boggle** activity on Seesaw. How many words can you make? Type them. 



Spelling words:

Get your **word sorts** from your pack. Get your **spelling lists**.

Go to the **school website** and find your **word work video** from Mrs Moon:

- * Word work – Hunter
- * Word work – Sarah
- * Word work – April
- * Word work – Alex, Caitlynn, Stanley, Mia, Ben, Kaelum and Ethan
- * Word work – Jonathan, Shayleigh and Daniel
- * Word work – Chloe
- * Word work – TJ and Scott

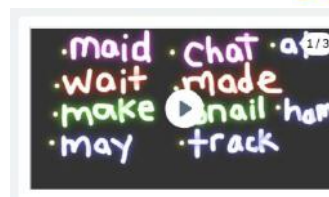
Listen to Mrs Moon read the words. Watch Mrs Moon cut up her words and sort them.


Your turn –

1) Sort your words and take a photo




2) Write your words on Seesaw – Glow Spelling



3) Read your words 

Boggle:

Go to the **Boggle** activity on Seesaw. How many words can you make? Type them. 



Spelling words:

Get your **word sorts** from your pack. Get your **spelling lists**.

Go to the **school website** and find your **word work video** from Mrs Moon:

- * Word work – Hunter
- * Word work – Sarah
- * Word work – April
- * Word work – Alex, Caitlynn, Stanley, Mia, Ben, Kaelum and Ethan
- * Word work – Jonathan, Shayleigh and Daniel
- * Word work – Chloe
- * Word work – TJ and Scott

Listen to Mrs Moon read the words. Watch Mrs Moon cut up her words and sort them.


Your turn –





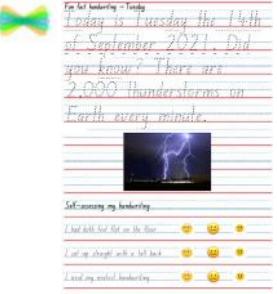








1) Sort your words and take a photo





2) Write your words on Seesaw – Rainbow Spelling



3) Read your words 

<p>English – handwriting</p> 	<p>Fun fact handwriting: You have now practised all letters in lowercase and uppercase form, as well as all 10 numbers.</p> <p>** Watch Miss Lamas' teaching videos on the school website if you need a refresher on how to form the letters correctly.</p> <p>Go to the fun fact handwriting – Monday page. Practise your handwriting. Take a  and post it on Seesaw.</p> 	<p>Fun fact handwriting: You have now practised all letters in lowercase and uppercase form, as well as all 10 numbers.</p> <p>** Watch Miss Lamas' teaching videos on the school website if you need a refresher on how to form the letters correctly.</p> <p>Go to the fun fact handwriting – Tuesday page. Practise your handwriting. Take a  and post it on Seesaw.</p> 	<p>Fun fact handwriting: You have now practised all letters in lowercase and uppercase form, as well as all 10 numbers.</p> <p>** Watch Miss Lamas' teaching videos on the school website if you need a refresher on how to form the letters correctly.</p> <p>Go to the fun fact handwriting – Wednesday page. Practise your handwriting. Take a  and post it on Seesaw.</p> 	<p>Fun fact handwriting: You have now practised all letters in lowercase and uppercase form, as well as all 10 numbers.</p> <p>** Watch Miss Lamas' teaching videos on the school website if you need a refresher on how to form the letters correctly.</p> <p>Go to the fun fact handwriting – Thursday page. Practise your handwriting. Take a  and post it on Seesaw.</p> 	<p>Fun fact handwriting: You have now practised all letters in lowercase and uppercase form, as well as all 10 numbers.</p> <p>** Watch Miss Lamas' teaching videos on the school website if you need a refresher on how to form the letters correctly.</p> <p>Go to the fun fact handwriting – Friday page. Practise your handwriting. Take a  and post it on Seesaw.</p> 
<p>Brain break</p> 	<p>Go to the school website. Choose TWO (2) Go Noodle videos to get your heart pumping!</p> <p>GoNoodle</p>	<p>Go to the school website. Choose TWO (2) Go Noodle videos to get your heart pumping!</p> <p>GoNoodle</p>	<p>Go to the school website. Choose TWO (2) Go Noodle videos to get your heart pumping!</p> <p>GoNoodle</p>	<p>Go to the school website. Choose TWO (2) Go Noodle videos to get your heart pumping!</p> <p>GoNoodle</p>	<p>Go to the school website. Choose TWO (2) Go Noodle videos to get your heart pumping!</p> <p>GoNoodle</p>
<p>English – writing</p> 	<p>Roll a silly sentence: Go to the school website. Watch the video called roll a silly sentence. Watch how Mrs Moon builds her sentence.</p>	<p>Independent writing: Go to the school website. Watch the video called how to use voice to text.</p>	<p>Roll a silly sentence: Go to the school website. Watch the video called roll a silly sentence. Watch how Mrs Moon builds her sentence.</p>	<p>Independent writing: Go to the school website. Watch the video called how to use voice to text.</p>	<p>Roll a silly sentence: Go to the school website. Watch the video called roll a silly sentence. Watch how Mrs Moon builds her sentence.</p>

Go to the page called **Roll a Silly Sentence**. Roll the dice in your pack and use the numbers to help you build your sentence. Write 5 sentences on the lined paper. E.g. I rolled the numbers 1, 6 and 1. My sentence is: The tiny brown bunny was munching on some popcorn in my teacher's water bottle. Take a  and post it on Seesaw. 

Roll #1	Roll #2	Roll #3
My friend	dropped the orange pumpkin	on the yellow school bus.
The cute little girl	went to the pumpkin patch.	on my big teal
The happy boy	was raking colorful leaves	underneath the sofa.
The friendly puppy	was baking yummy apple pie	in my ear.
My neighbor	was barking at the kitten	in the kitchen on Sunday morning.
Grandma	was singing loudly	in the backyard.

Lined writing area for the first activity.

1. Use **voice to text** on your iPad to record your sentence.



2. Copy your sentence and write it on the lined paper.



Lined writing area for the second activity.

Hunter, Sarah, April, Alex:
What are you going to do in your school holidays?
Record and write **2 sentences**.

Chloe, Stanley, Mia, Ethan, Ben, Kaelum, Shayleigh, Scott and Caitlynn:
What are you going to do in your school holidays?
Record and write **3 sentences**.

TJ, Jonathan and Daniel:
What are you going to do in your school holidays?
Record and write **4 sentences**.
Use joining words like 'and' and 'because'.

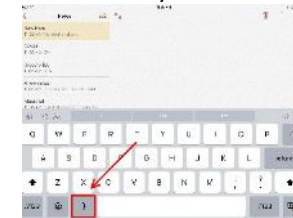
Go to the **school website**. Watch the video called **self-assessing my writing**. Check your work just like Miss

Go to the page called **Roll a Silly Sentence**. Roll the dice in your pack and use the numbers to help you build your sentence. Write 5 sentences on the lined paper. E.g. I rolled the numbers 1, 6 and 1. My sentence is: The tiny brown bunny was munching on some popcorn in my teacher's water bottle. Take a  and post it on Seesaw. 

Roll #1	Roll #2	Roll #3
My friend	dropped the orange pumpkin	on the yellow school bus.
The cute little girl	went to the pumpkin patch.	on my big teal
The happy boy	was raking colorful leaves	underneath the sofa.
The friendly puppy	was baking yummy apple pie	in my ear.
My neighbor	was barking at the kitten	in the kitchen on Sunday morning.
Grandma	was singing loudly	in the backyard.

Lined writing area for the second activity.

1. Look at the picture. What can you see? What is happening? Think about who, what, when and where to describe the picture.



2. Use **voice to text** on your iPad to record your sentence.





Write 2-3 sentences about what you can see in this picture (Think about who, what, where and when)

Hunter, Sarah, April, Alex:
Record and write **2 sentences**.

Chloe, Stanley, Mia, Ethan, Ben, Kaelum, Shayleigh, Scott and Caitlynn:
Record and write **3 sentences**.





































TJ, Jonathan and Daniel:
Record and write **4 sentences**.


Go to the **school website**. Watch the video called **self-assessing my writing**. Check your work just like Miss





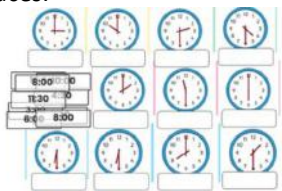





Go to the page called **Roll a Silly Sentence**. Roll the dice in your pack and use the numbers to help you build your sentence. Write 5 sentences on the lined paper. E.g. I rolled the numbers 1, 6 and 1. My sentence is: The tiny brown bunny was munching on some popcorn in my teacher's water bottle. Take a  and post it on Seesaw. 


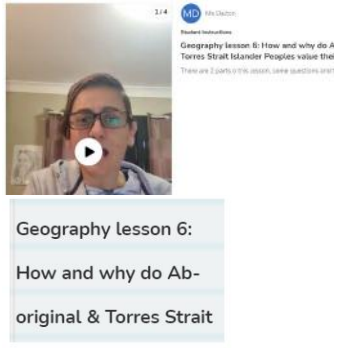


Roll #1	Roll #2	Roll #3
My friend	dropped the orange pumpkin	on the yellow school bus.
The cute little girl	went to the pumpkin patch.	on my big teal
The happy boy	was raking colorful leaves	underneath the sofa.
The friendly puppy	was baking yummy apple pie	in my ear.
My neighbor	was barking at the kitten	in the kitchen on Sunday morning.
Grandma	was singing loudly	in the backyard.

Lined writing area for the second activity.

		<p>Lamas. Do you have a capital letter, finger space and full stop?</p> <p>Take a  and post it on Seesaw. </p>		<p>Lamas. Do you have a capital letter, finger space and full stop?</p> <p>Take a  and post it on Seesaw. </p>																												
<p>English – sight words</p> 	<p>Sight words: Go to the page called sight words review. Find your sight word list.</p> <p>Go to the school website and find your sight words video from Mrs Moon.</p> <p>Listen to Mrs Moon reading the words and say them with her.</p> <p>Build it, write it, say it </p> <table border="1" data-bbox="385 794 660 981"> <thead> <tr> <th>BUILD IT!</th> <th>WRITE IT!</th> <th>SAY IT!</th> </tr> </thead> <tbody> <tr> <td></td> <td></td> <td></td> </tr> <tr> <td></td> <td></td> <td></td> </tr> </tbody> </table> <p>1) Build your words with the letters 2) Write your words  3) Read your words </p>	BUILD IT!	WRITE IT!	SAY IT!							<p>Chick sight word race: Click on the chick sight word race activity in Seesaw. </p> <ol style="list-style-type: none"> 1. Watch Miss Lamas' video and listen to her explain the game and read the sight words. 2. Decide who will be the blue counter. Decide who will play as the pink counter. 3. Player 1 rolls the dice and moves their counter. 4. Read  the sight word. 5. Player 2 has their turn at rolling, moving and reading the sight word. 6. Take turns until someone reaches the end and is declared the winner.  <p>1) Build your words with the letters 2) Write your words  3) Read your words </p>	<p>Sight words: Go to the page called sight words review. Find your sight word list.</p> <p>Go to the school website and find your sight words video from Mrs Moon.</p> <p>Listen to Mrs Moon reading the words and say them with her.</p> <p>Read it, build it, write it </p> <table border="1" data-bbox="1079 794 1384 965"> <thead> <tr> <th>READ IT</th> <th>BUILD IT</th> <th>WRITE IT</th> </tr> </thead> <tbody> <tr> <td></td> <td></td> <td></td> </tr> </tbody> </table> <p>1) Build your words with the letters 2) Write your words  3) Read your words </p>	READ IT	BUILD IT	WRITE IT				<p>Chick sight word race: Click on the chick sight word race activity in Seesaw. </p> <ol style="list-style-type: none"> 1. Watch Miss Lamas' video and listen to her explain the game and read the sight words. 2. Decide who will be the blue counter. Decide who will play as the pink counter. 3. Player 1 rolls the dice and moves their counter. 4. Read  the sight word. 5. Player 2 has their turn at rolling, moving and reading the sight word. 6. Take turns until someone reaches the end and is declared the winner.  <p>1) Write your sight words 2) Type your words T  3) Read your words </p>	<p>Sight words: Go to the page called sight words review. Find your sight word list.</p> <p>Go to the school website and find your sight words video from Mrs Moon.</p> <p>Listen to Mrs Moon reading the words and say them with her.</p> <p>Write, type and read </p> <table border="1" data-bbox="1803 794 2101 1029"> <thead> <tr> <th>Write your sight words.</th> <th>Type your sight words.</th> </tr> </thead> <tbody> <tr> <td></td> <td></td> </tr> <tr> <td></td> <td></td> </tr> <tr> <td></td> <td></td> </tr> <tr> <td></td> <td></td> </tr> <tr> <td></td> <td></td> </tr> </tbody> </table> <p>1) Write your sight words 2) Type your words T  3) Read your words </p>	Write your sight words.	Type your sight words.										
BUILD IT!	WRITE IT!	SAY IT!																														
																																
																																
READ IT	BUILD IT	WRITE IT																														
Write your sight words.	Type your sight words.																															
<p>Crunch and Sip</p> 	<p>Eat fruit or vegetables. Drink a cup of water. Go to Seesaw and find your BTN activity. Listen to the news story.</p> 	<p>Eat fruit or vegetables. Drink a cup of water. Listen to Mrs Moon read a story on Seesaw.</p> 	<p>Eat fruit or vegetables. Drink a cup of water. Go to Seesaw and find your BTN activity. Listen to the news story.</p> 	<p>Eat fruit or vegetables. Drink a cup of water. Listen to Mrs Moon read a story on Seesaw.</p> 	<p>Eat fruit or vegetables. Drink a cup of water. Go to Seesaw and find your BTN activity. Listen to the news story.</p> 																											

<p>Brain break</p> <p>BRAIN BREAKS</p> 	<p>Go to the school website. Choose TWO (2) Go Noodle videos to get your heart pumping!</p> <p>GoNoodle</p>	<p>Go to the school website. Choose TWO (2) Go Noodle videos to get your heart pumping!</p> <p>GoNoodle</p>	<p>Go to the school website. Choose TWO (2) Go Noodle videos to get your heart pumping!</p> <p>GoNoodle</p>	<p>Go to the school website. Choose TWO (2) Go Noodle videos to get your heart pumping!</p> <p>GoNoodle</p>	<p>Go to the school website. Choose TWO (2) Go Noodle videos to get your heart pumping!</p> <p>GoNoodle</p>
--	--	--	--	--	--

<p>Mathematics – Measurement</p>  <p>Telling time Seesaw activity</p> <p>Practise reading o'clock and half past times. Then practise drawing times on an analogue clock.</p>  <p>Daniel, Chloe, Scott, TJ, Jonathan:</p> <p>Half and quarter hour times Seesaw activity</p> <p>Click on the link to watch the video. Then practise matching the digital times with the analog times.</p> 	<p>Time:</p> <p>Hunter, April, Mia, Ethan, Shayleigh, Caitlynn, Sarah, Alex, Ben, Kaelum, Stanley:</p> <p>What are the chances? Seesaw activity</p> <p>Complete the activities by circling the most likely outcome. Then, think of one event that is certain to happen, one event that sometimes happens and one event that is impossible. Draw a picture to show those events.</p> 	<p>Chance:</p> <p>All students:</p> <p>What's the time? Seesaw activity</p> <p>Practise reading o'clock and half past times. Match the digital times to the clock faces.</p>  <p>Daniel, Chloe, Scott, TJ, Jonathan:</p> <p>Telling time dominoes to the quarter hour Seesaw activity</p> <p>Move the dominoes into the correct spot. Match the clock to the time on the next domino.</p> 	<p>Time:</p> <p>Hunter, April, Mia, Ethan, Shayleigh, Caitlynn, Sarah, Alex, Ben, Kaelum, Stanley:</p> <p>Everyday events Seesaw activity</p> <p>Move the events into the column that best suits you – impossible, maybe or certain.</p>  <p>All students:</p> <p>Probability sort (will, might, won't) Seesaw activity</p> <p>Move the events into the column that best suits you – will happen, might happen, won't happen.</p> 	<p>Chance:</p> <p>All students:</p> <p>Sequencing time Seesaw activity</p> <p>What do you do at particular times of the day? Draw pictures to show what your day usually looks like.</p>  <p>Great Job!</p> <p>You have finished all your work for this week and for the term. Well done on being such a fantastic home learner! Enjoy your school holidays and get lots of rest. Stay safe!</p>	<p>Time:</p> <p>All students:</p> <p>Sequencing time Seesaw activity</p> <p>What do you do at particular times of the day? Draw pictures to show what your day usually looks like.</p>  <p>Great Job!</p> <p>You have finished all your work for this week and for the term. Well done on being such a fantastic home learner! Enjoy your school holidays and get lots of rest. Stay safe!</p>
---	---	---	---	--	--

<p>Geography with Ms Dalton</p> 	<p>N/A</p>	<p>N/A</p>	<p>Go to the Seesaw activity called lesson 6: How and why do Aboriginal and Torres Strait Islander Peoples value their environment? 🌈</p> <ol style="list-style-type: none"> 1. Watch Ms Dalton's video. 2. Complete the Seesaw activity or worksheet. 🌈 3. Upload your work to Seesaw. 	<p>N/A</p>	<p>N/A</p>
<p>Mindfulness</p> 	<p>Extras: mindfulness booklet.</p> <p>Attached to back of your work pack are calm, mindfulness activities you may wish to do as a break or once you have finished your work. These are an option.</p> 				













September 2021

<i>Sunday</i>	<i>Monday</i>	<i>Tuesday</i>	<i>Wednesday</i>	<i>Thursday</i>	<i>Friday</i>	<i>Saturday</i>
			<i>1</i>	<i>2</i>	<i>3</i>	<i>4</i> Weekend
<i>5</i> Weekend	<i>6</i>	<i>7</i>	<i>8</i>	<i>9</i>	<i>10</i>	<i>11</i> Weekend Chloe's birthday
<i>12</i> Weekend	<i>13</i>	<i>14</i>	<i>15</i>	<i>16</i>	<i>17</i>	<i>18</i> Weekend
<i>19</i> Weekend	<i>20</i>	<i>21</i>	<i>22</i>	<i>23</i>	<i>24</i>	<i>25</i> Weekend
<i>26</i> Weekend	<i>27</i>	<i>28</i>	<i>29</i>	<i>30</i>		


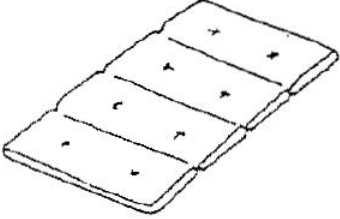

Spelling review: term 3 week 4-7 - word sorts

Word sorts - Hunter

SORT 5 Beginning Consonants









Yy 	Zz 	Vv 	
			
		 	

SORT 6 AT Word Families





cat	mat	bat
		

Word sorts – Sarah

SORT 10 ET, EG, and EN Word Families


net	peg	jet	hen
pen	pet	beg	wet
			
			

SORT 11 UG, UT and UN Word Families



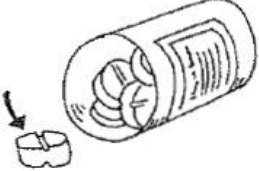



run	cut	mug	jug
			

Word sorts - April

SORT 11 UG, UT and UN Word Families




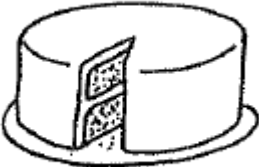





run	cut	mug	jug
			

SORT 12 IG, IP, and ILL Word Families





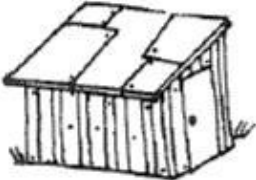




pig	pill	wig
lip	mill	hill
		
		

Word sorts – Alex, Caitlynn, Stanley, Mia, Ben, Kaelum, Ethan

SORT 14 C, H, and CH Digraph






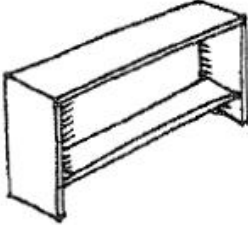






c 	h 	ch 
		
		

SORT 15 H, SH, and CH Digraphs










h 	sh 	ch 
		
		

Word sorts – Jonathan, Shayleigh, Daniel

SORT 17 SH, CH, TH, and WH Digraphs





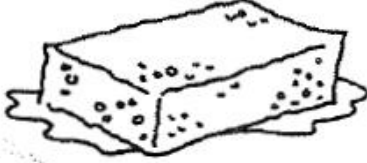




sh 	ch 	wh 	th 
			
			

SORT 18 S, T, and ST Blend










s 	t 	st 
		
	6 	

Word sorts - Chloe

SORT 19 SP, SK, and SM Blends













sp 	sk 	sm 
		
		

SORT 20 SC, SN, and SW Blends










sc 	sn 	sw 
		
		

Word sorts - TJ, Scott

SORT 24 BL, BR, GR, and GL Blends

br 	bl 	gr 	gl 
			
			

SORT 25 PR, TR, and DR Blends

pr 	dr 	tr 
		
		

Spelling list - Hunter

Yy	Zz	Vv	at
Yoyo	Zebra	Vest	Cat
Yoghurt	Zoo	Vase	Mat
	Zap	Vacuum	Bat

Spelling list - Sarah

et	en	eg	ug	ut	un
Net	Hen	Peg	Mug	Cut	Run
Jet	Pen	Beg	Jug		
Pet					
Wet					

Spelling list - April

ug	ut	un	ig	ip	ill
Mug	Cut	Run	Pig	Lip	Pill
Jug			Wig		Mill
					Hill

Spelling list - Alex, Caitlynn, Stanley, Mia, Ben, Kaeulm, Ethan

c	h	ch	h	sh	ch
Cake	Heart	Cherries	Hose	Shed	Cheese
Comb	Hat	Chin	Ham	Sheep	Chop

Spelling list - Jonathan, Shayleigh, Daniel

sh	ch	wh	th	s	t	st
Shelf	Cheese	Whiskers	Thorn	Six	Top	Stick
Shot	Chicken	Wheelbarrow	Thimble	Sink	Tie	Stop

Spelling list - Chloe

sp	sk	sm	sc	sn	sw
Sponge	Skeleton	Smell	Scale	Snow	Switch
Spill	Ski	Smile	Scout	Snail	Swan

Spelling list - TJ, Scott

br	bl	gr	gl	pr	dr	tr
Bride	Blouse	Grass	Globe	Price	Drill	Trap
Bridge	Blocks	Groceries	Glasses	Pray	Dress	Track

Fun fact handwriting – Monday

Today is Monday the 13th
of September 2021. Did
you know? Ice cream was
once called cream ice. What
is your favourite flavour?



Self-assessing my handwriting

I had both feet flat on the floor



I sat up straight with a tall back



I used my neatest handwriting



Fun fact handwriting – Tuesday

Today is Tuesday the 14th
of September 2021. Did
you know? There are
2,000 thunderstorms on
Earth every minute.



Self-assessing my handwriting

I had both feet flat on the floor



I sat up straight with a tall back



I used my neatest handwriting



Fun fact handwriting – Wednesday

Today is Wednesday the
15th of September 2021.

Did you know? Half of a
dolphin's brain goes to sleep
and the other half stays
awake.



Self-assessing my handwriting

I had both feet flat on the floor



I sat up straight with a tall back



I used my neatest handwriting



Fun fact handwriting – Thursday

Today is Thursday the
16th of September 2021.

Did you know? Nearly 10%
of a cat's bones are in its
tail.



Self-assessing my handwriting

I had both feet flat on the floor



I sat up straight with a tall back



I used my neatest handwriting



Fun fact handwriting – Friday

Today is Friday the 17th
of September 2021. Did
you know? An ostrich's
eye is bigger than its brain.



Self-assessing my handwriting

I had both feet flat on the floor



I sat up straight with a tall back






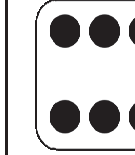



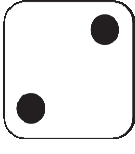




I used my neatest handwriting






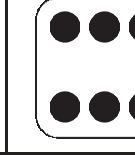



Name: _____


Roll the die three times. Each time, write the phrase that matches the number on the die to form a complete sentence on the recording sheet. Continue until you have six complete sentences. Read your sentences to a friend. Draw and color a picture to illustrate two of your sentences.


Roll #1	
	My friend
	The cute little girl
	The happy boy
	The friendly puppy
	My neighbor
	Grandma

Roll #2	
	dropped the orange pumpkin
	went to the pumpkin patch
	was raking colorful leaves
	was baking yummy apple pies
	was barking at the kitten
	was singing loudly

Roll #3	
	on the yellow school bus.
	on my big toe!
	underneath the sofa.
	in my ear.
	in the kitchen on Sunday morning.
	in the backyard.







Sight words review

Daniel - sight words
Week 4-7

individual	places
community	connection
culture	statistics
country	immigrant
heritage	nation

Shayleigh - sight words
Week 4-7

could	played
about	found
people	down
would	were
came	ran

Ethan - sight words
Week 4-7

said	of
there	on
when	that
so	got
had	were

April - sight words
Week 4-7

there	out
were	have
her	then
day	with
his	for

Kaelum - sight words
Week 4-7

called	back
after	going
saw	because
came	out
with	said

Hunter - sight words
Week 4-7

went	there
said	and
was	he
the	she
that	is

Mia - sight words

Week 4-7

there	out
her	are
they	for
with	time
what	back

Chloe - sight words

Week 4-7

there	that
with	found
were	know
one	said
when	shouted

Ben - sight words

Week 4-7

could	do
of	ran
other	from
found	can
asked	played

Stanley - sight words

Week 4-7

were	went
was	with
found	because
came	all
asked	are

Scott - sight words

Week 4-7

other	found
were	really
want	know
where	other
shouted	lived

Sarah - sight words

Week 4-7

was	were
went	for
then	day
there	with
that	me

TJ - sight words
Week 4-7

hours	felt
quickly	cousin
scary	excited
should	arrived
comfortable	happily

Caitlynn - sight words
Week 4-7

their	didn't
were	if
could	found
should	I'm
quickly	started

Jonathan - sight words
Week 4-7

scary	island
community	mountain
indigenous	Torres Strait
creation	subtract
resources	sum

Alex - sight words
Week 4-7

other	I'm
shouted	it's
country	later
quickly	don't
person	ok

ROLLING THE SMALLEST NUMBER GAME

Player 1	Player 2
_____	_____

ROLLING THE BIGGEST NUMBER GAME

Player 1	Player 2
_____	_____

3. When is the best time for the following items:

A: Mangrove worms _____

B: Pink peach apples _____

C: Peanut tree _____

D: Northern Brown bandicoot _____

