



Lethbridge Park Public School - Preschool Blue Class

Learning from Home Educational Program/Schedule

Week 3 Term 3 2021 Thursday 29th to Friday 30th July 2021

Thursday Home Skills: Making Breakfast. Cleaning up after. Brush your teeth and get yourself dressed.

Friday Home Skills: Help look after your family pet. Help tidy the up the garden – weeding putting rubbish in the bin

Thursday: Show and Tell Zoom Meeting with the Preschool Teachers@ 10 am

Come and share what you have been up to, introduce us to a family pet or a favourite toy.

Friday Zoom Story Time and **play the “One elephant went out to play” language game** with your Preschool Teachers @10am

❖ See below for Zoom links, meeting ids and passcodes

Monday drawing time: Rainbow name writing, Name cut and paste construction. Creating pathways.

Tuesday drawing time: Drawing your own representation of an elephant inspired by the nursery rhyme “One elephant went out to play.”


Art for Kids Hub: <https://www.youtube.com/user/ArtforKidsHub> to support children in their drawing

Break Time - Have a piece of fresh fruit or vegetable. Try a new fruit or vegetable today.

Focused Experiences

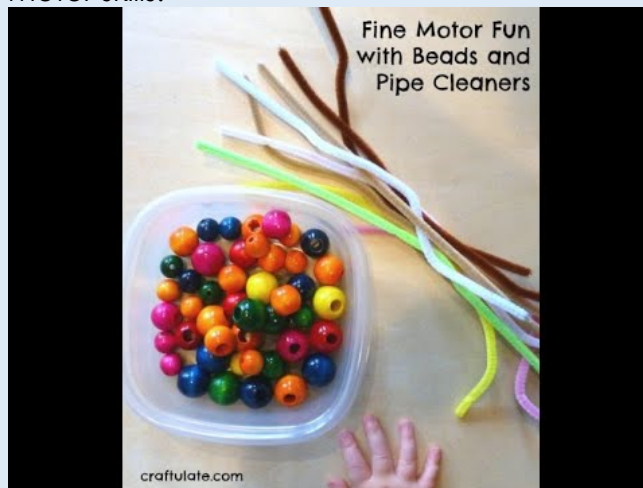
Language and fine motor experience

Make your own spiders web to go with our elephant puppets inspired by this week’s nursery rhyme using the paper plate and string provide in your learning from home resources.




Numeracy and fine motor experience

Using beads and pipe cleaners. Watch Ms Jacqui’s video on how to support numeracy development and strengthen children’s fine motor skills.



Fine motor experience

Exploring the art form of origami Using paper to create the character Scarface Claw inspired by Term 3, Week 2 shared literacy focus. Materials for this activity have been provided in your learning from home resource pack prepared by the preschool team along with black paper Join today’s scheduled Zoom session to create it alongside Ms Janet.



Hopping

Stand on one leg and bend the opposite leg.

Bend arms of elbows.



Use arm swing and leg swing to help you hop.

Spring off your foot.

Fundamental Movement Skills in Action

FMS for 3 – 5 year olds


Play outside

Thursday and Friday developing our Fundamental Movement Skills. This week's focus is **hopping**

Watch the Munch and Move videos on how to support the development and mastery of hopping

2021 Term 3 Week 3 Learning From Home Preschool Program

Munch and Move Hop Animal Hop Game



Suggested activities...

Hopscotch

Draw out a hopscotch with chalk or masking tape. Ask children to jump and hop through the squares.

Ship to Shore

In a designated area, lay out sheets of newspaper which represent islands. Children need to move around the area hopping only on the islands, trying to avoid falling in the ocean. You can vary the skill being used such as jumping or leaping instead.

Fundamental Movement Skills in Action

FMS for 3 – 5 year olds

Lunch time Help make lunch, sit and eat together.

This week's cooking experience....

Tuesday is our cooking day this week

Corn and Zucchini Fritters

*See recipe at the end of the program



Yummy!



Pack Away

Relaxation Time (Suggestions):

YouTube: Cosmic Kids Yoga.

Listen to a story from <https://storyboxlibrary.com.au/>

Username: LPPS

Password: Read

Playlist: Preschool Learning from Home Booklist

Additional Information and Resources

You Tube: **Go Noodle** for interactive dancing.

Go on a virtual tour.

Australian Museum: <https://artsandculture.google.com/partner/australian-museum-sydney>

Great Barrier Reef: <https://attenboroughsreef.com/>

Lone Pine Koala Sanctuary: <https://youtu.be/V6rU02TLGe8>

Sea Life aquarium: <https://www.visitsealife.com/sydney/whats-inside/virtual-aquarium/>

Taronga Zoo: <https://taronga.org.au/taronga-tv>

Science Experiments: <https://coolscienceexperimentshq.com/>

Little Penguins: <https://www.penguins.org.au/virtual/>

Mars: <https://accessmars.withgoogle.com/>

Virtual farm tour: <https://www.tocal.nsw.edu.au/farm-and-facilities/tocal-farms/virtual-farm>



Scheduled Zoom Session Links

Thursday Topic: **Show and Tell Zoom Meeting**

Topic: Term 3 Week 3 P-Blue Show and Tell Zoom meeting Thursday 29.07.2021 **Time:** Jul 29, 2021 10:00 AM Canberra, Melbourne, Sydney

Join Zoom Meeting <https://nsweducation.zoom.us/j/62378639151?pwd=cVMxU0ZJK25Qc3ZmVWFjbkRrdS9GZz09>

Meeting ID: 623 7863 9151 **Passcode:** 881388

Friday Topic: **Zoom Story Time and play the “One elephant went out to play” language game**

Topic: Term 3 Week 3 Preschool Blue Class Story Time and Language Games Zoom Meeting Friday 30.07.2021

Time: Jul 30, 2021 10:00 AM Canberra, Melbourne, Sydney

Join Zoom Meeting <https://nsweducation.zoom.us/j/61749470311?pwd=YS94S3lrTkVtYVZjeFZuSndjTGdwQT09>

Meeting ID: 617 4947 0311 **Passcode:** 473350

Corn and Zucchini Fritters

Time: Approximately 20 minutes

Ingredients	Number of fritters		
	12	24	72
Corn kernels, drained	2 cups	4 cups	12 cups
Zucchini, grated	300g	600g	1.8kg
Eggs	2	4	12
Reduced fat milk	½ cup	1 cup	3 cups
Wholemeal self-raising flour	1 cup	2 cups	6 cups
Reduced fat cheese (grated)	½ cup	1 cup	3 cups
Chopped parsley	2 Tbs	4 Tbs	12 Tbs
Chopped chives	2 Tbs	4 Tbs	12 Tbs

Directions:

1. Educators help children to safely grate zucchini and add to mixing bowl. Children measure out corn kernels, cheese and herbs and add to bowl.
2. Children (depending on age) crack the eggs into a separate bowl (remove any shell), then measure out milk and flour and add to this bowl. Children can take turns whisking this mixture.
3. Educators help the children to tip the zucchini mixture into the egg mixture, and children can take turns stirring it all together.
4. Educators heat a little oil in a non-stick fry pan over medium heat. Using a tablespoon, place heaped spoonfuls of the mixture in the pan and cook in batches. Using a spatula, turn them once, until golden and cooked through. Drain on paper towel, cover and keep warm as you cook remaining fritters.

Serve with salad.

Recipe from www.healthyfoodguide.com.au

