

M Red
Remote learning pack
Term 3 Week 8, 2021

Lethbridge Park Public School
Copeland Road, Lethbridge Park, NSW 2770
t. 02 9268 6655 f. 02 96280651
e. lethbridgpk-p.school@det.nsw.edu.au
w. www.lethbridgpk-p.schools.nsw.edu.au



Dear parents and carers,

Remote Learning Pack Week 8

Thank you for continuing to support your child's education during this remote learning period.

This week we'll be asking parents to reflect on their child's learning behaviours since setting personal goals with them in week 5. Please complete the week 8 column on the new Badge Reflection sheet, photograph and return to me via Seesaw. We expect information on how students will receive their badges in due course.

As previous correspondence indicates:

- The majority of our learning will continue to be distributed via Seesaw
- Physical learning packs will be used primarily as a point of reference
- Fresh learning packs can be downloaded from our class remote learning web page located on the school website (<https://lethbridgpk-p.schools.nsw.gov.au/>)

Please contact me should you have any questions or concerns.

Regards,

A handwritten signature in black ink, appearing to be 'J.C.', written in a cursive style.

Jenny Culhane
M Red Classroom Teacher

25 August 2021



Badge Criteria-Remote Learning

To achieve any badge

- Listen to others when they are speaking
- Be responsible for my belongings and for school property
- Behave in a manner that allows others to learn
- Make positive choices with all adults and all students in all settings
- Be safe in all settings



To achieve **Bronze** or **Silver**

- and 'Have a go' and attempt remote learning tasks daily

To achieve **Gold**

- and Demonstrate a high level of application to most remote learning tasks

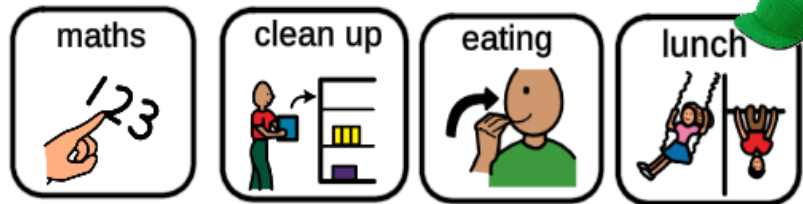
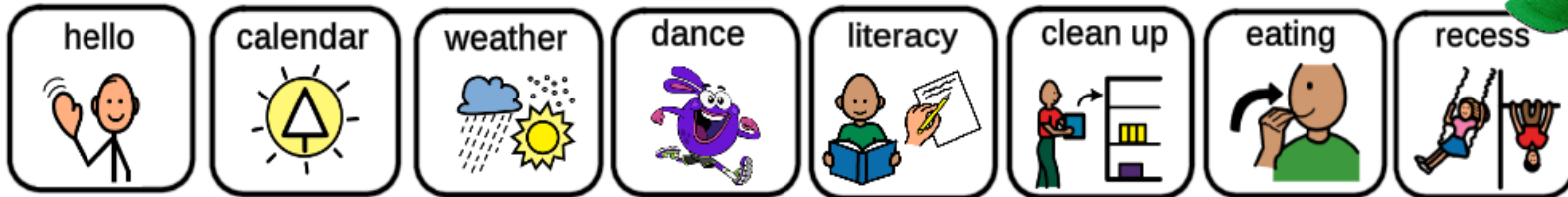
REMOTE LEARNING

BADGE REFLECTION



Badge Criteria	Week 4		Week 8	
	student	teacher	student	teacher
Listen to others when they are speaking.				
Be responsible for my own belongings and for school property.				
Behave in a manner that allows others to learn.				
Make positive choices with all adults and all students in all settings.				
Be safe in all settings.				
'Have a go' and attempt remote learning tasks daily. <i>(if I am working towards achieving Bronze or Silver)</i>				
Demonstrate a high level of application to most remote learning tasks. <i>(if I am working towards achieving Gold)</i>				
<u>My PBL goal is to:</u>				

Daily Timetable



Reminders:

You can be a safe respectful learner at home and at school!




Well done!






August 2021

Sunday	Monday	Tuesday	Wednesday	Thursday	Friday	Saturday
1 	2 Week 4	3	4	5	6	7 
8 	9 Week 5	10	11	12	13	14 
15 	16 Week 6	17	18	19	20	21 
22 	23 Week 7	24	25	26	27	28 
29 	30 Week 8	31				

SEPTEMBER 2021

Sunday	Monday	Tuesday	Wednesday	Thursday	Friday	Saturday
29 	30 Week 8	31	1	2	3	4 
5 	6 Week 9	7	8	9	10	11 
12 	13 Week 10	14	15	16	17	18 
19 	School holidays					25 
26 	School holidays					2 

What day is it today?

Today is 	
Yesterday was 	
Tomorrow will be 	

Sunday

Monday

Tuesday

Wednesday

Thursday

Friday

Saturday

Match the days of the week to the statement

Today is

Monday

Tuesday

Yesterday was

Wednesday



Tomorrow will be


Thursday

Friday

Saturday

How is the weather today?

Today is 	
I feel 	



Match the weather statements

Today is



I feel

Read it



A B C

Build it



Write it




Story Map: _____



Blank box for 'who' information.



Blank box for 'where' information.



Blank box for 'main idea' information.



Large blank box for a sequence of three steps.



Notes to remember:

- My letters sit on the line.
- My lower case letters are the same height.
- My upper case letters touch the top of the line.
- I start the letter at the right point.
- I use finger spaces between each new letter or new word.

Say the sound: u for umbrella.

Now copy the letters and words into your handwriting book.

u u u

U U U

Uu Uu Uu

up

under

umbrella



Vv



Notes to remember:

- My letters sit on the line.
- My lower case letters are the same height.
- My upper case letters touch the top of the line.
- I start the letter at the right point.
- I use finger spaces between each new letter or new word.

Say the sound: v for volcano.

Now copy the letters and words into your handwriting book.

v v v

V V V

Vv Vv Vv

very

van

vowel

Ww



Notes to remember:

- My letters sit on the line.
- My lower case letters are the same height.
- My upper case letters touch the top of the line.
- I start the letter at the right point.
- I use finger spaces between each new letter or new word.

Say the sound: w for watch.

Now copy the letters and words into your handwriting book.

w w w

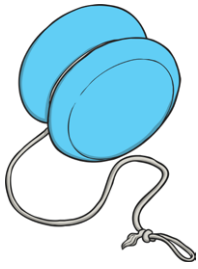
W W W

Ww Ww Ww

when

with

was

Notes to remember:

- My letters sit on the line.
- My lower case letters are the same height.
- My upper case letters touch the top of the line.
- I start the letter at the right point.
- I use finger spaces between each new letter or new word.

Say the sound: y for yo-yo.

Now copy the letters and words into your handwriting book.

y y y

Y Y Y

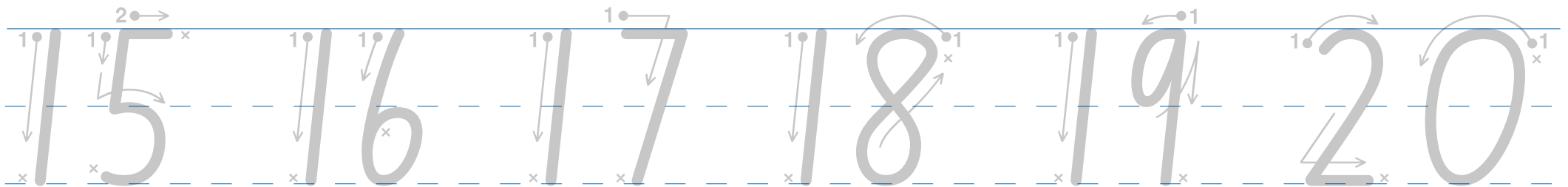
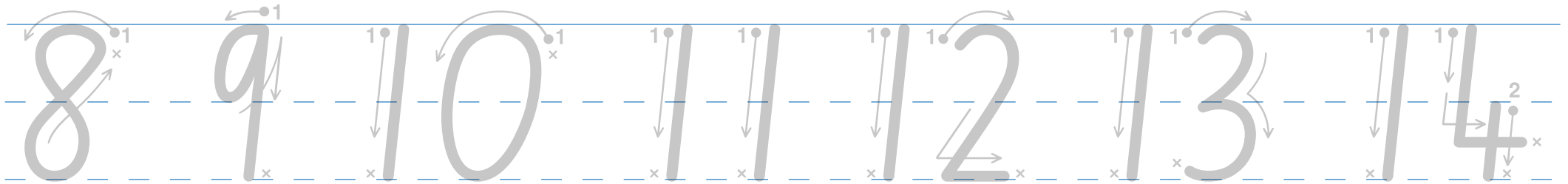
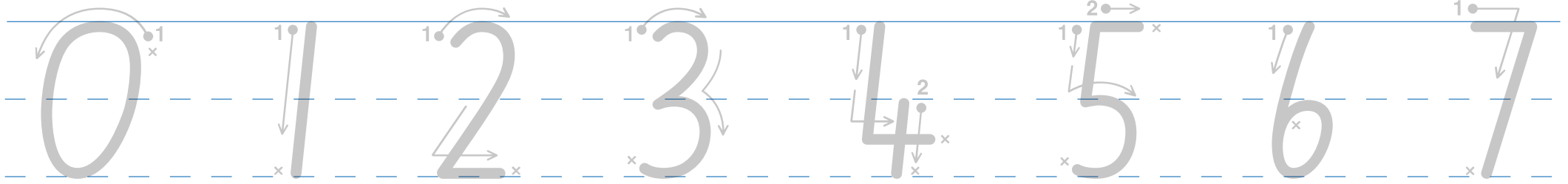
Y y Y y Y y

yes

yell

yo-yo

Writing Numbers 0-20

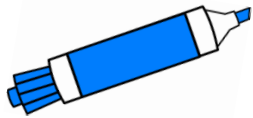




Roll it



	+	
--	---	--



Show it



1+2=3

Write it



Name: _____

Subtraction Smash

After smashing the correct number of playdough balls for the card drawn, fill in the subtrahend and difference below.

$$10 - \text{[ball]} = \underline{\quad}$$

$$10 - \text{[ball]} = \underline{\quad}$$

$$10 - \text{[ball]} = \underline{\quad}$$

$$10 - \text{[ball]} = \underline{\quad}$$

$$10 - \text{[ball]} = \underline{\quad}$$

$$10 - \text{[ball]} = \underline{\quad}$$

$$10 - \text{[ball]} = \underline{\quad}$$

$$10 - \text{[ball]} = \underline{\quad}$$

$$10 - \text{[ball]} = \underline{\quad}$$

$$10 - \text{[ball]} = \underline{\quad}$$

Name: _____

Subtraction Smash

After smashing the correct number of playdough balls for the card drawn, fill in the subtrahend and difference below.

$10 - \text{[ball]} = \underline{\quad}$

$10 - \text{[ball]} = \underline{\quad}$

$10 - \text{[ball]} = \underline{\quad}$

$10 - \text{[ball]} = \underline{\quad}$

$10 - \text{[ball]} = \underline{\quad}$

$10 - \text{[ball]} = \underline{\quad}$

$10 - \text{[ball]} = \underline{\quad}$

$10 - \text{[ball]} = \underline{\quad}$

$10 - \text{[ball]} = \underline{\quad}$

$10 - \text{[ball]} = \underline{\quad}$

Measurement

Weight

is how heavy something is.



Length

is the distance between two points.



Capacity

is the amount something can contain.



Capacity Sorting

Can you sort the pictures into full, half-full and empty?

full	half-full	empty

This page is intentionally blank