

M Red
Remote learning pack
Term 3 Week 7, 2021

Lethbridge Park Public School
Copeland Road, Lethbridge Park, NSW 2770
t. 02 9268 6655 f. 02 96280651
e. lethbridgpk-p.school@det.nsw.edu.au
w. www.lethbridgpk-p.schools.nsw.edu.au



Dear parents and carers,

Remote Learning Pack Week 7

Thank you for continuing to support your child's education during this remote learning period.

Thank you also for participating in the PBL reflection process with your child during week 5. It may be interesting to you that the most common goal for students to achieve their next badge level is to ensure daily participation in learning.

The majority of our learning will continue to be distributed on the Seesaw platform with physical learning packs being used primarily as a point of reference. Fresh learning packs can always be downloaded from our class remote learning web page located on the school website (<https://lethbridgpk-p.schools.nsw.gov.au/>).

Please keep your child focussed on achieving their PBL goal - it will be wonderful to have some of our class achieve their next badge this term.

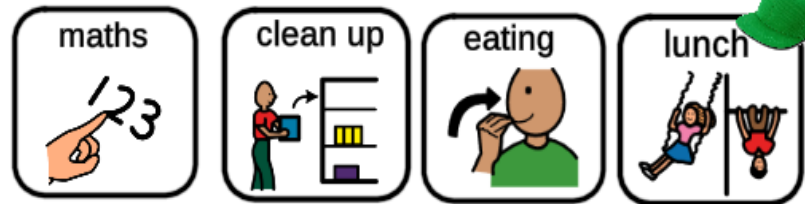
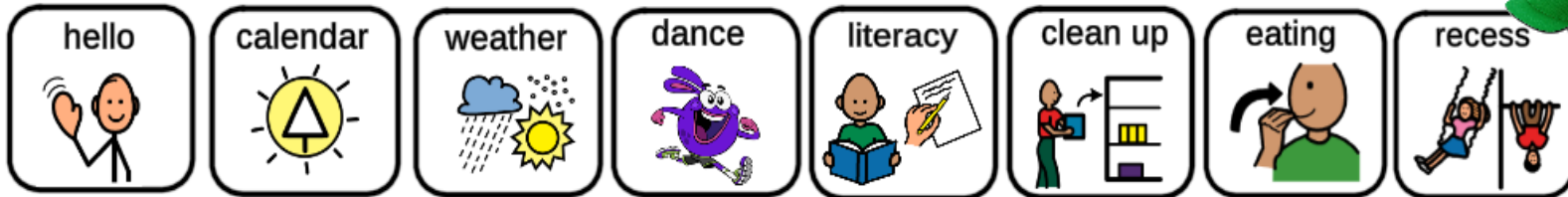
Regards,

A handwritten signature in black ink, appearing to be 'J.C.' or similar initials.

Jenny Culhane
M Red Classroom Teacher

18 August 2021

Daily Timetable



Reminders:

You can be a safe respectful learner at home and at school!






Well done!



August 2021

Sunday	Monday	Tuesday	Wednesday	Thursday	Friday	Saturday
1 	2 Week 4	3	4	5	6	7 
8 	9 Week 5	10	11	12	13	14 
15 	16 Week 6	17	18	19	20	21 
22 	23 Week 7	24	25	26	27	28 
29 	30 Week 8	31				

What day is it today?

Today is 	
Yesterday was 	
Tomorrow will be 	

Sunday

Monday

Tuesday

Wednesday

Thursday

Friday

Saturday

Match the days of the week to the statement

Today is

Monday

Yesterday was

Tuesday

Tomorrow will be



Wednesday


Thursday

Friday

Saturday

How is the weather today?

Today is 	
I feel 	



Match the weather statements

Today is



I feel

Read it



A B C

Build it



Write it



Story Map: _____



Blank box for writing the answer to 'who'.



Blank box for writing the answer to 'where'.




Blank box for writing the main idea.



Large blank box for writing a summary or sequence of events.

Rr



Notes to remember:

- My letters sit on the line.
- My lower case letters are the same height.
- My upper case letters touch the top of the line.
- I start the letter at the right point.
- I use finger spaces between each new letter or new word.

Say the sound: r for rocket.

Now copy the letters and words into your handwriting book.

r r r

R R R

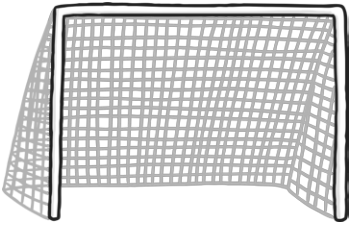
Rr Rr Rr

run

red

rain

Nn



Notes to remember:

- My letters sit on the line.
- My lower case letters are the same height.
- My upper case letters touch the top of the line.
- I start the letter at the right point.
- I use finger spaces between each new letter or new word.

Say the sound: n for net.

Now copy the letters and words into your handwriting book.

n n n

N N N

Nn Nn Nn

no

not

now

Mm



Notes to remember:

- My letters sit on the line.
- My lower case letters are the same height.
- My upper case letters touch the top of the line.
- I start the letter at the right point.
- I use finger spaces between each new letter or new word.

Say the sound: m for mouse.

Now copy the letters and words into your handwriting book.

m m m

M M M

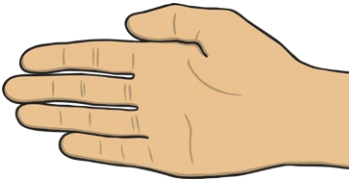
Mm Mm Mm

me

my

mum

Hh



Notes to remember:

- My letters sit on the line.
- My lower case letters are the same height.
- My upper case letters touch the top of the line.
- I start the letter at the right point.
- I use finger spaces between each new letter or new word.

Say the sound: h for hand.

Now copy the letters and words into your handwriting book.

h h h

H H H

Hh Hh Hh

her

his

hello

Bb



Notes to remember:

- My letters sit on the line.
- My lower case letters are the same height.
- My upper case letters touch the top of the line.
- I start the letter at the right point.
- I use finger spaces between each new letter or new word.

Say the sound: b for bird.

Now copy the letters and words into your handwriting book.

b b b

B B B


Bb Bb Bb

be

but

before

Pp



Notes to remember:

- My letters sit on the line.
- My lower case letters are the same height.
- My upper case letters touch the top of the line.
- I start the letter at the right point.
- I use finger spaces between each new letter or new word.

Say the sound: p for pig.

Now copy the letters and words into your handwriting book.

p p p

P P P


Pp Pp Pp

put

pull

pick

Kk



Notes to remember:

- My letters sit on the line.
- My lower case letters are the same height.
- My upper case letters touch the top of the line.
- I start the letter at the right point.
- I use finger spaces between each new letter or new word.

Say the sound: k for key.

Now copy the letters and words into your handwriting book.

k k k

K K K

Kk Kk Kk

kite

kind

king

I Spy with my Little Eye



Sunday

Monday

Tuesday

Wednesday

Thursday

Friday

Saturday

Sunday

Weekday

Weekend

This page is intentionally blank

January

February

March

April

May

June

July

August

September

October

This page is intentionally blank

November

December

Summer

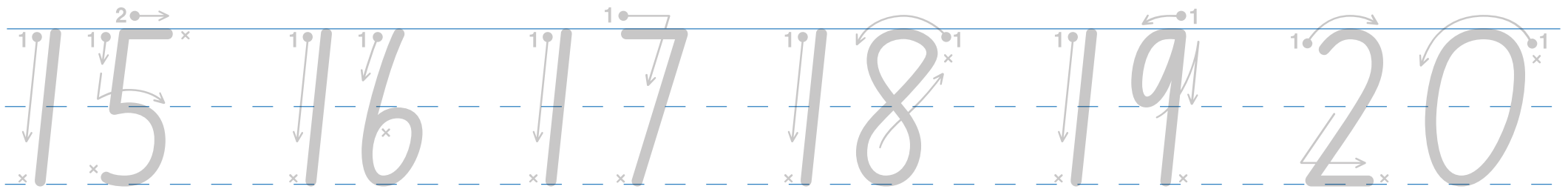
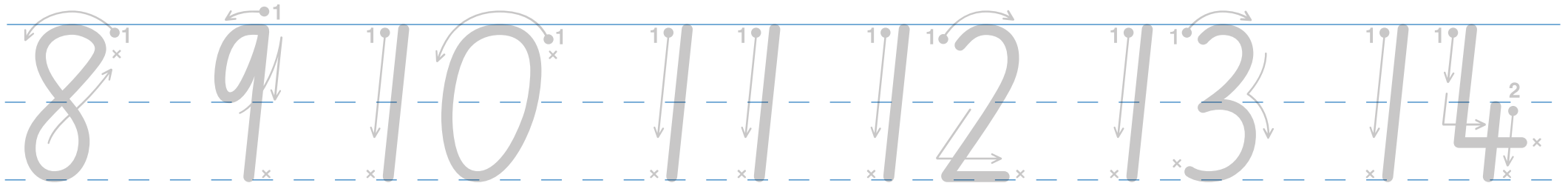
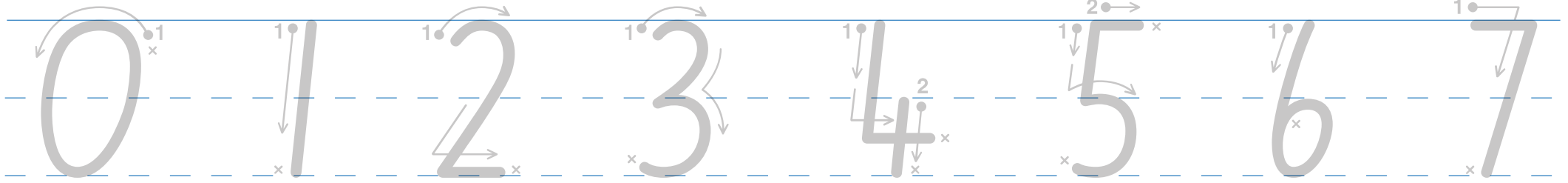
Autumn

Winter

Spring

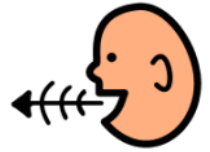
This page is intentionally blank

Writing Numbers 0-20

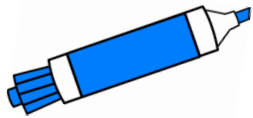




Roll it



	+	
--	---	--



Show it



					+					

1+2=3

Write it



Measurement

Weight

is how heavy something is.



Length

is the distance between two points.



Capacity

is the amount something can contain.



This page is intentionally blank

The



place matching
card here

weighs more than the

place matching
card here



The




place matching
card here

weighs less than the

place matching
card here






scissors

twinkl.com



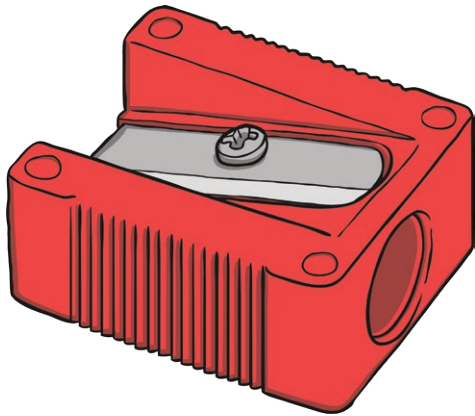
glue stick

twinkl.com



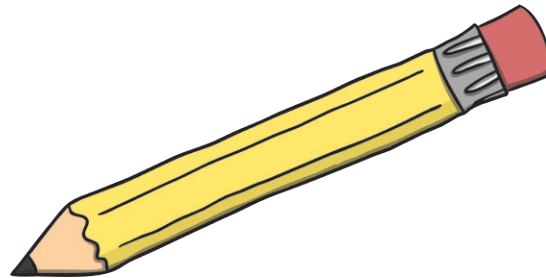
eraser

twinkl.com



sharpener

twinkl.com



pencil


twinkl.com



coin

twinkl.com

This page is intentionally blank



dice

twinkl.com




book

twinkl.com



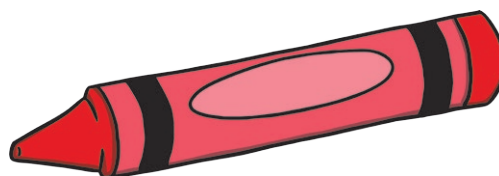
ruler

twinkl.com




chicken

twinkl.com



crayon


twinkl.com



paperclip

twinkl.com

This page is intentionally blank




counter

twinkl.com



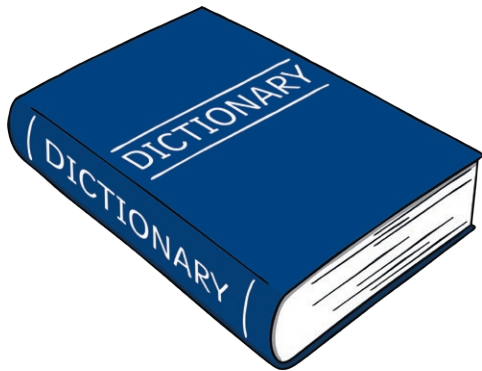
calculator

twinkl.com



workbook

twinkl.com



dictionary

twinkl.com



glasses

twinkl.com

This page is intentionally blank