

**M Red**  
**Remote learning pack**  
**Term 3 Week 1, 2021**

Lethbridge Park Public School  
Copeland Road, Lethbridge Park, NSW 2770  
t. 02 9268 6655 f. 02 96280651  
e. [lethbridgpk-p.school@det.nsw.edu.au](mailto:lethbridgpk-p.school@det.nsw.edu.au)  
w. [www.lethbridgpk-p.schools.nsw.edu.au](http://www.lethbridgpk-p.schools.nsw.edu.au)



Dear parents and carers,

## Remote Learning Pack

Welcome back to term 3! In keeping with the move to remote learning included in this learning pack is a timetable of learning activities for week 1. While the activities are familiar to your child they will need your support to access the class web page (<https://lethbridgpk-p.schools.nsw.gov.au/>) daily to watch demonstrations before completing worksheets.

Some useful tips that we learned during last year's remote learning period:

- Try to keep daily routines as normal as possible, such as regular wake-up time, learning time and bedtime.
- Talk with your child about what they are doing each day and reflect at the end of each day about how it all went.
- Provide regular opportunities for outside play to break up their learning time.
- Keep in touch with the classroom teacher and provide regular feedback.
- Help your child stay connected with class mates via video chats.

All further communication will be via Seesaw, including passwords to digital applications. Should you have any questions, please call me via the school office or contact me via Seesaw.

Regards,

Jenny Culhane  
M Red Classroom Teacher

13 July 2021

## MORNING Activities—Please access video based learning materials on the class web page



Listen to Mrs Culhane's message on our class web page. If you would like to send a message to your friends please talk to an adult in your family. Then record your message and send it to Mrs Culhane to upload to Seesaw.




Sing along to the days of the week video and then watch Mrs Culhane update today's calendar. Now update your own calendar and tell someone in your family the name of today and today's date.



Sing along to the video on our class website and then go to the window and look outside. Be a weather reporter and update today's weather.




Take a dance break! Use your own favourite song or choose from our web page! Invite someone in your family to dance along with you.



Listen to Mrs Culhane read 'Alfie's Search for Destiny' on our class web page. Follow the instructions to make a prediction and then check if your prediction was close to what happened in the book.




Watch Mrs Culhane practise her sight words on our class web page. Now use the Say Make Write worksheet to help you practise yours!



Watch Mrs Culhane demonstrate how to write letters from the Green House. Carefully trace the letters on today's handwriting worksheet. Focus letter: i

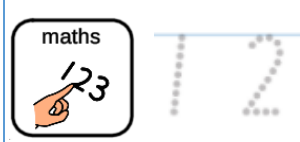
## AFTERNOON Activities—Please access video based learning materials on the class web page



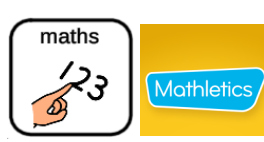
Sing along to our favourite number songs on our class web page



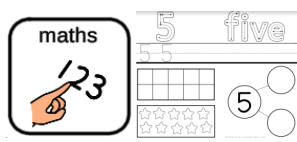
Grab a handful or armful of your toys and count how many you have. Tell an adult how many toys you have. Ask them to record you counting and send the recording to Mrs Culhane to upload to Seesaw.



Watch Mrs Culhane demonstrate how to write numbers. Carefully trace the numbers on today's handwriting worksheet.



Use your username and password to log in to Mathletics. After completing today's learning go to the PLAY area and explore the games.



How many ways can you make a number? Watch Mrs Culhane use the Write, Make, Build worksheet to practice numbers. Focus number: 5



Watch today's demonstration of a card game. Have a go at playing the game with a family member. Today's game: Snap!






Now it's time to share your favourite activity for the day. Talk to an adult and ask them to record you talking about your favourite activity. Send the recording to Mrs Culhane to upload to Seesaw.

# JULY 2021

SUNDAY	MONDAY	TUESDAY	WEDNESDAY	THURSDAY	FRIDAY	SATURDAY
				1	2	3
						
4	5	6	7	8	9	10
						
11	12	13	14	15	16	17
						
18	19	20	21	22	23	24
						
25	26	27	28	29	30	31
						

## What day is it today?

Today is 	
Yesterday was 	
Tomorrow will be 	

Sunday

Monday

Tuesday

Wednesday

Thursday

Friday

Saturday

Match the days of the week to the statement

*Today is*

Monday

*Yesterday was*

Tuesday

*Tomorrow will be*



Wednesday


Thursday

Friday

Saturday

# How is the weather today?

Today is 	
I feel 	



Match the weather statements

Today is



I feel

# Alfie's Search for Destiny

Question: **What do you predict will happen in this book?**

Draw or write what you think will happen:

---

---

---

---

Response: **I think Alfie ...**

---

Read it



A B C

Build it



Write it




---

---

---





Notes to remember:

- My letters sit on the line.
- My lower case letters are the same height.
- My upper case letters touch the top of the line.
- I start the letter at the right point.
- I use finger spaces between each new letter or new word.

Say the sound: i for ink.

Now copy the letters and words into your handwriting book.

i i i

l l l

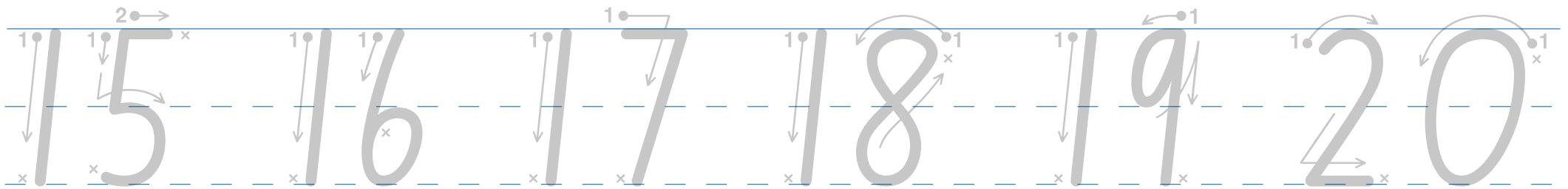
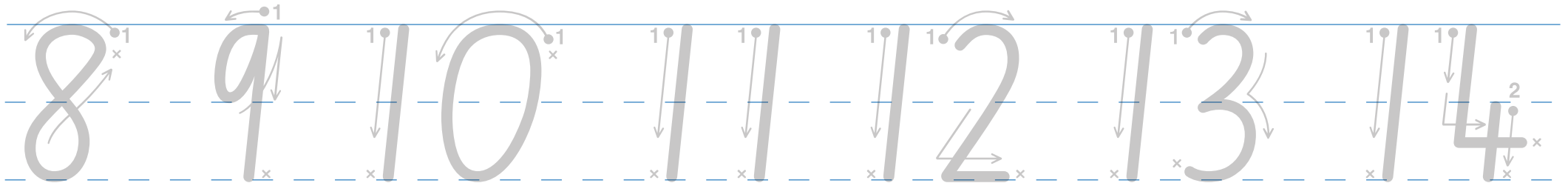
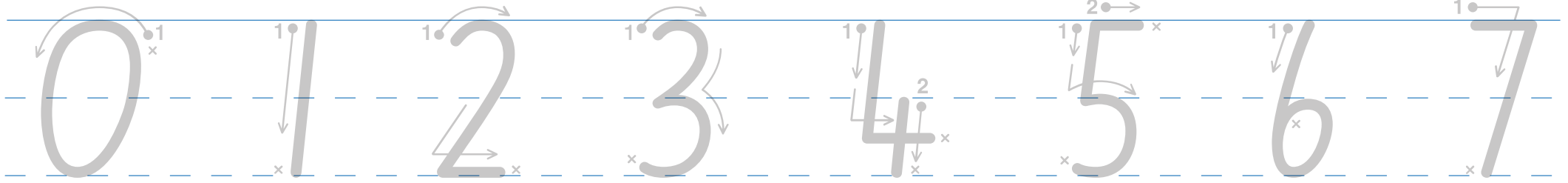
li li li

it

is

if

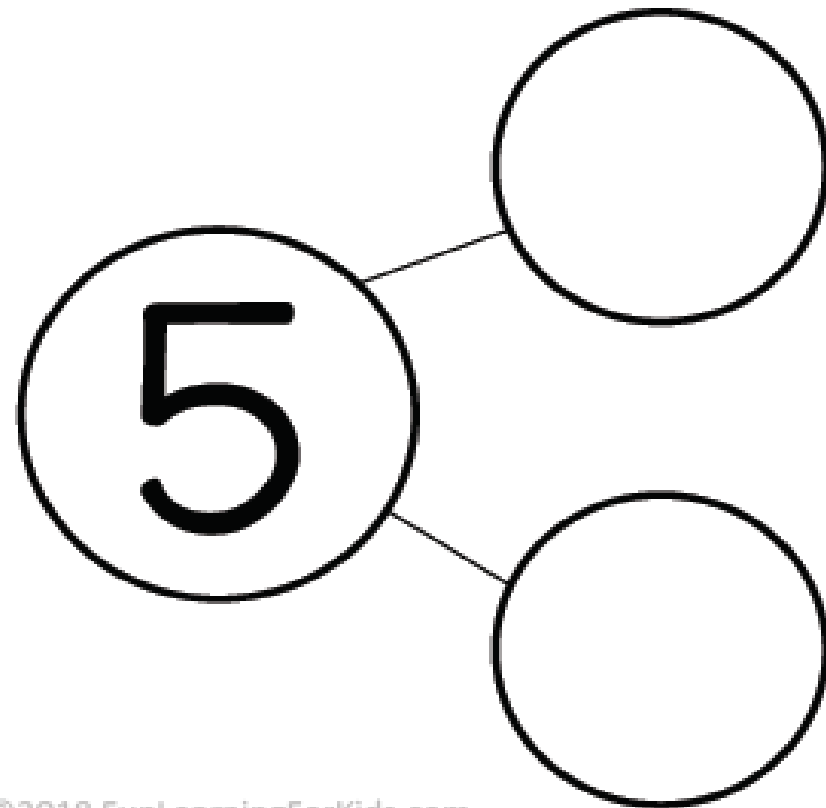


# Writing Numbers 0-20



5

five

5 5



## MORNING Activities—Please access video based learning materials on the class web page



Listen to Mrs Culhane's message on our class web page. If you would like to send a message to your friends please talk to an adult in your family. Then record your message and send it to Mrs Culhane to upload to Seesaw.




Sing along to the days of the week video and then watch Mrs Culhane update today's calendar. Now update your own calendar and tell someone in your family the name of today and today's date.




Sing along to the video on our class website and then go to the window and look outside. Be a weather reporter and update today's weather.




Take a dance break! Use your own favourite song or choose from our web page! Invite someone in your family to dance along with you.



Listen to Mrs Culhane read 'Alfie's Search for Destiny' on our class web page. Then carefully complete the Story Map and tell someone in your family what the story was about.




Watch Mrs Culhane practise her sight words on our class web page. Now use the Say Make Write worksheet to help you practise yours!



Watch Mrs Culhane demonstrate how to write letters from the Green House. Carefully trace the letters on today's handwriting worksheet. Focus letters: l and t

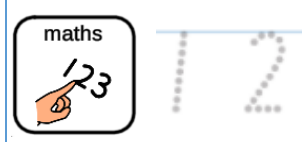
## AFTERNOON Activities—Please access video based learning materials on the class web page




Sing along to our favourite number songs on our class web page



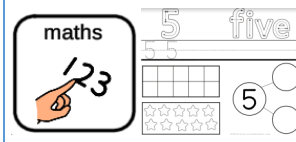
Grab a handful or armful of your toys and count how many you have. Tell an adult how many toys you have. Ask them to record you counting and send the recording to Mrs Culhane to upload to Seesaw.



Watch Mrs Culhane demonstrate how to write numbers. Carefully trace the numbers on today's handwriting worksheet.



Use your username and password to log in to Mathletics. After completing today's learning go to the PLAY area and explore the games.



How many ways can you make a number? Watch Mrs Culhane use the Write, Make, Build worksheet to practice numbers. Focus number: 8






Watch today's demonstration of a card game. Have a go at playing the game with a family member. Today's game: Memory match



Now it's time to share your favourite activity for the day. Talk to an adult and ask them to record you talking about your favourite activity. Send the recording to Mrs Culhane to upload to Seesaw.

## What day is it today?

Today is 	
Yesterday was 	
Tomorrow will be 	

Sunday

Monday

Tuesday

Wednesday

Thursday

Friday

Saturday

Match the days of the week to the statement

*Today is*

Monday

*Yesterday was*

Tuesday

*Tomorrow will be*



Wednesday


Thursday

Friday

Saturday

# How is the weather today?

Today is 	
I feel 	



Match the weather statements

Today is



I feel


# Story Map: Alfie's Search for Destiny



Blank box for 'who'.



Blank box for 'where'.



Blank box for 'main idea'.



Blank box for a sequence of three steps.

Read it



A B C

Build it



Write it

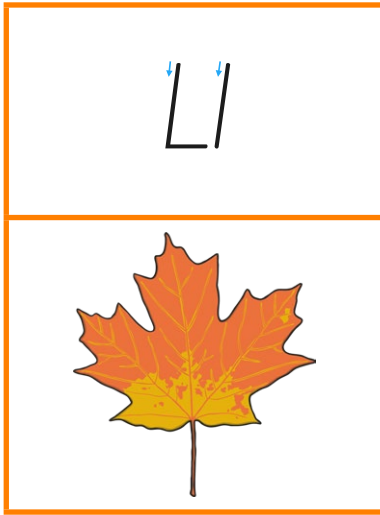


---

---

---



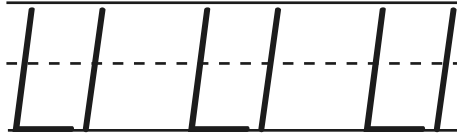
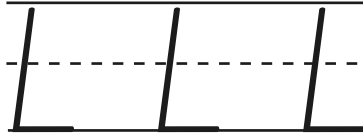
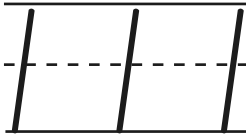


Notes to remember:

- My letters sit on the line.
- My lower case letters are the same height.
- My upper case letters touch the top of the line.
- I start the letter at the right point.
- I use finger spaces between each new letter or new word.

Say the sound: l for leaf.

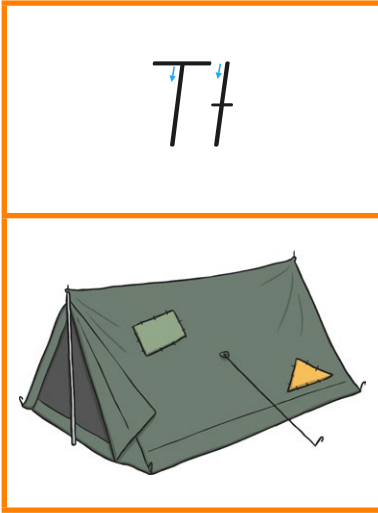
Now copy the letters and words into your handwriting book.



like

little

look

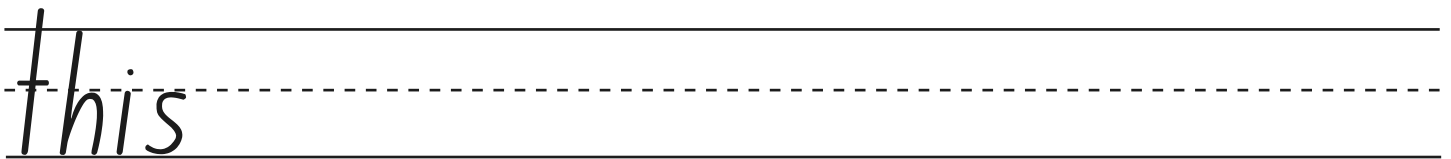
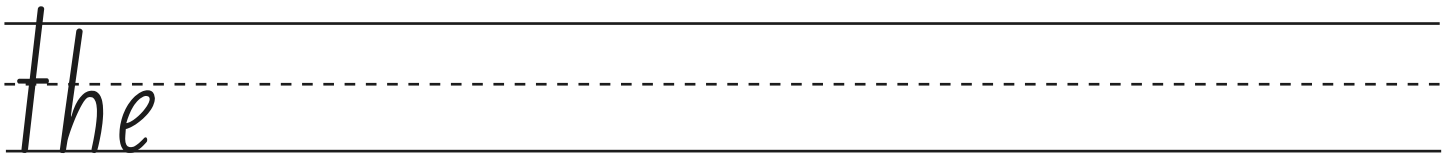
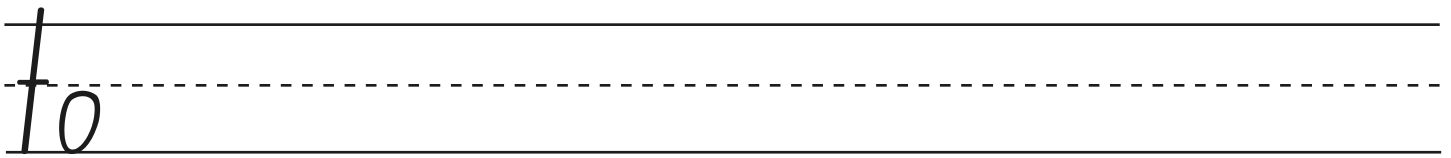
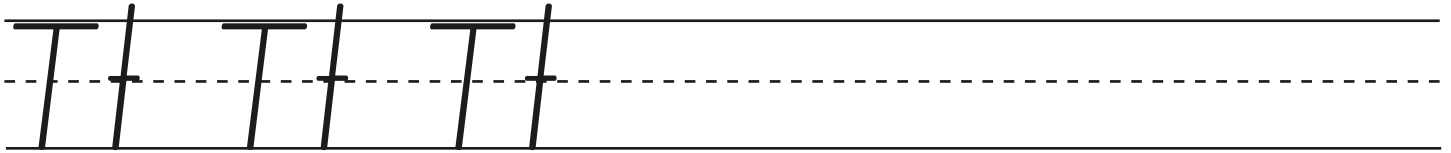
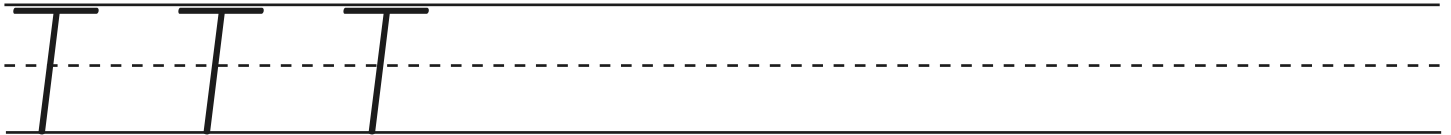
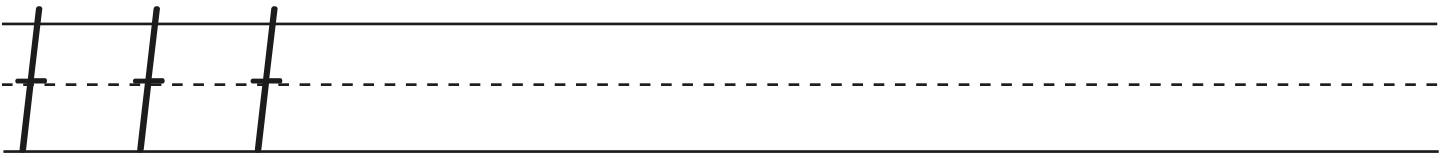


Notes to remember:

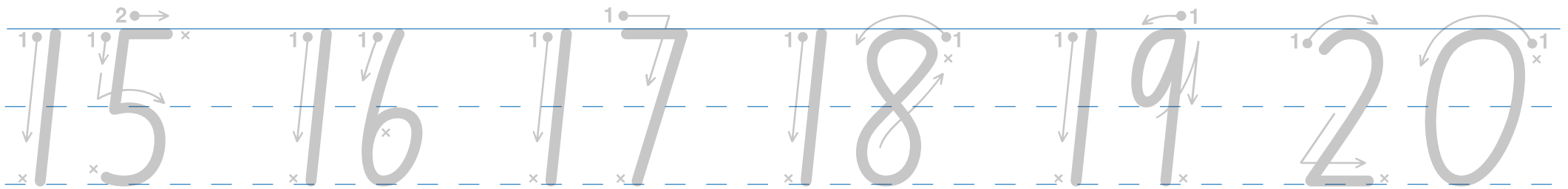
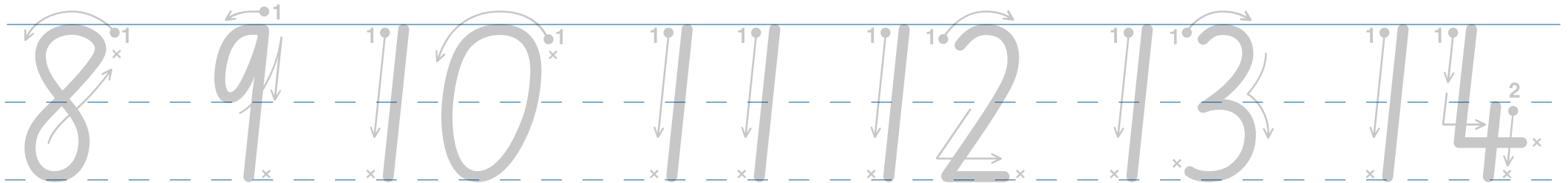
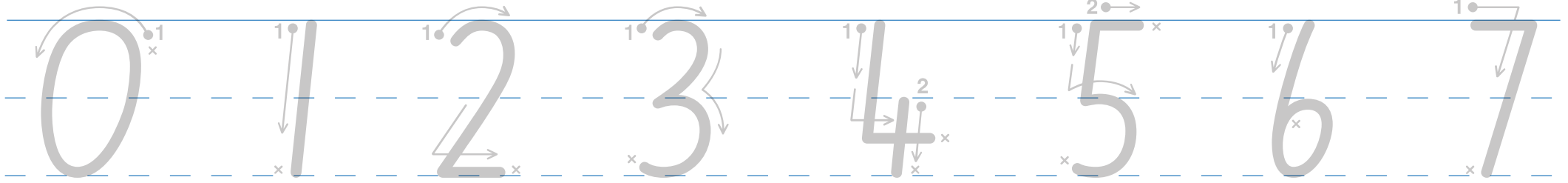
- My letters sit on the line.
- My lower case letters are the same height.
- My upper case letters touch the top of the line.
- I start the letter at the right point.
- I use finger spaces between each new letter or new word.

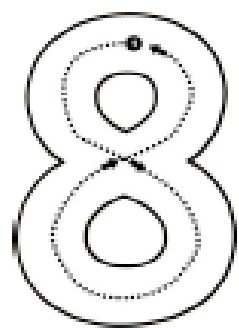
Say the sound: t for tent.

Now copy the letters and words into your handwriting book.

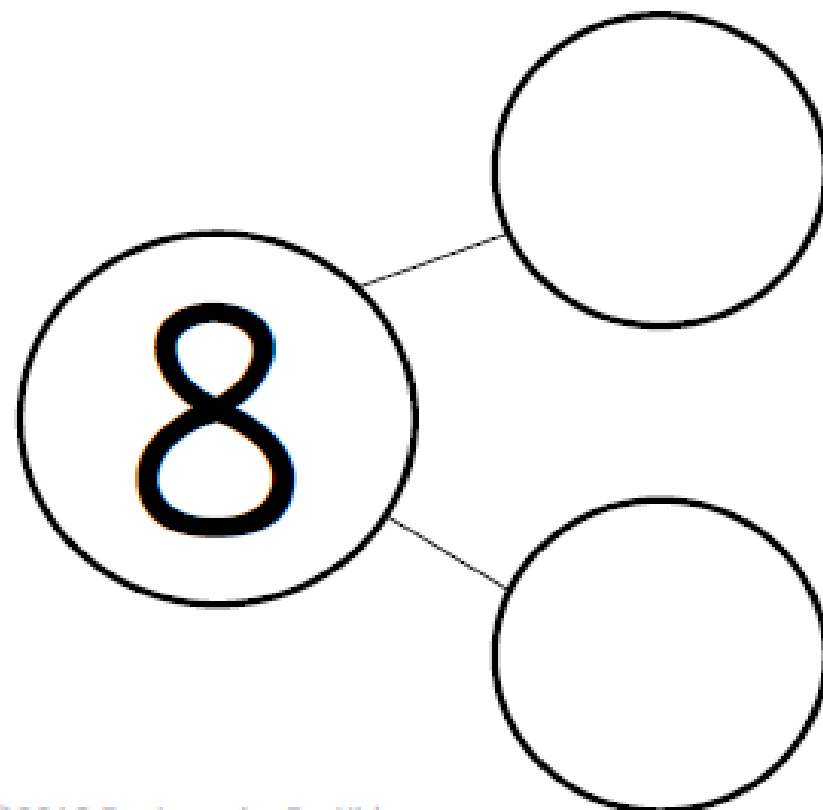




# Writing Numbers 0-20





eight



## MORNING Activities—Please access video based learning materials on the class web page



Listen to Mrs Culhane's message on our class web page. If you would like to send a message to your friends please talk to an adult in your family. Then record your message and send it to Mrs Culhane to upload to Seesaw.




Sing along to the days of the week video and then watch Mrs Culhane update today's calendar. Now update your own calendar and tell someone in your family the name of today and today's date.




Sing along to the video on our class website and then go to the window and look outside. Be a weather reporter and update today's weather.




Take a dance break! Use your own favourite song or choose from our web page! Invite someone in your family to dance along with you.



Listen to Mrs Culhane read 'Alfie's Search for Destiny' on our class web page. Complete the worksheet to show you know what country the story takes place in.




Watch Mrs Culhane practise her sight words on our class web page. Now use the Say Make Write worksheet to help you practise yours!



Watch Mrs Culhane demonstrate how to write letters from the Green House. Carefully trace the letters on today's handwriting worksheet. Focus letter: f

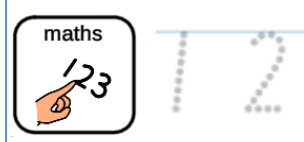
## AFTERNOON Activities—Please access video based learning materials on the class web page




Sing along to our favourite number songs on our class web page



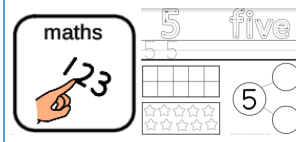
Grab a handful or armful of your toys and count how many you have. Tell an adult how many toys you have. Ask them to record you counting and send the recording to Mrs Culhane to upload to Seesaw.



Watch Mrs Culhane demonstrate how to write numbers. Carefully trace the numbers on today's handwriting worksheet.



Use your username and password to log in to Mathletics. After completing today's learning go to the PLAY area and explore the games.



How many ways can you make a number? Watch Mrs Culhane use the Write, Make, Build worksheet to practice numbers. Focus number: 10






Watch today's demonstration of a card game. Have a go at playing the game with a family member. Today's game: Go Fish!



Now it's time to share your favourite activity for the day. Talk to an adult and ask them to record you talking about your favourite activity. Send the recording to Mrs Culhane to upload to Seesaw.

## What day is it today?

Today is 	
Yesterday was 	
Tomorrow will be 	

Sunday

Monday

Tuesday

Wednesday

Thursday

Friday

Saturday

Match the days of the week to the statement

*Today is*

Monday

*Yesterday was*

Tuesday

*Tomorrow will be*



Wednesday


Thursday

Friday

Saturday

# How is the weather today?

Today is 	
I feel 	



Match the weather statements

Today is




I feel


# Alfie's Search for Destiny

Question: In what country does this story take place?


Draw or write your clues in the boxes below:




\_\_\_\_\_



\_\_\_\_\_



\_\_\_\_\_



\_\_\_\_\_

Response: This story takes place in

\_\_\_\_\_



Read it



A B C

Build it



Write it



---

---

---



Ff



Notes to remember:

- My letters sit on the line.
- My lower case letters are the same height.
- My upper case letters touch the top of the line.
- I start the letter at the right point.
- I use finger spaces between each new letter or new word.

Say the sound: f for flower.

Now copy the letters and words into your handwriting book.

f f f

F F F

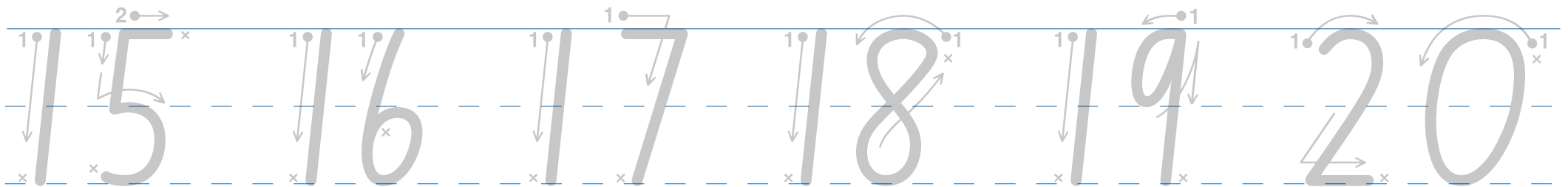
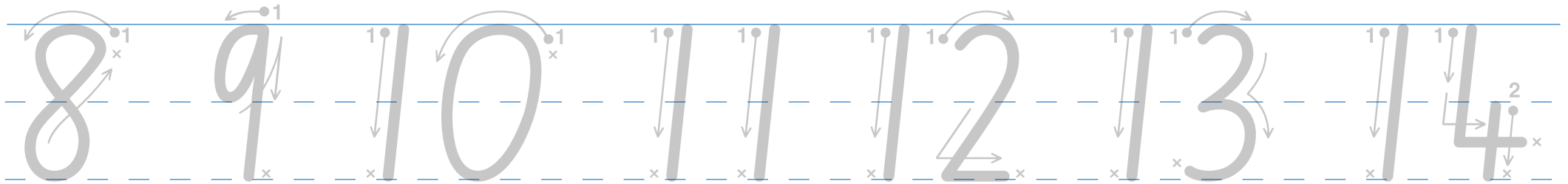
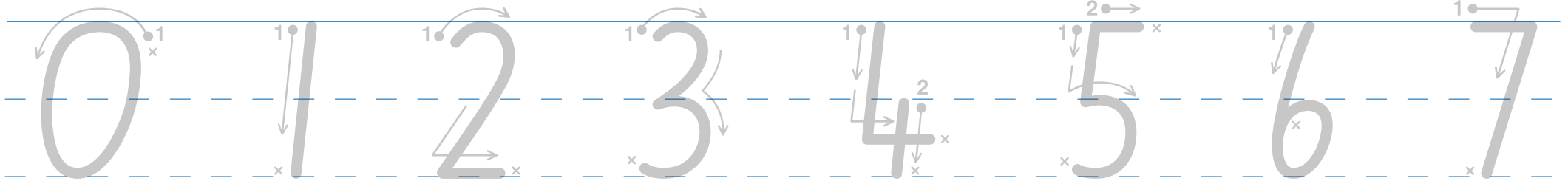
Ff Ff Ff

for

four

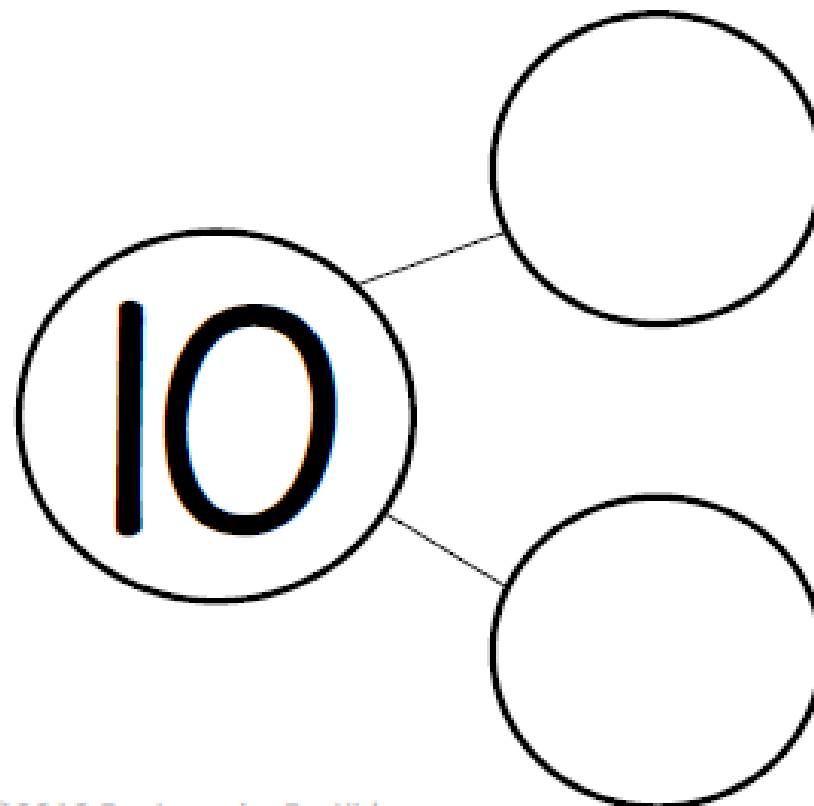


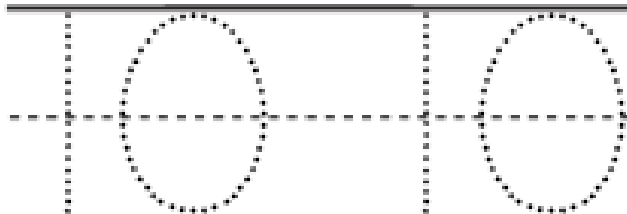
from

# Writing Numbers 0-20



10

ten



## MORNING Activities—Please access video based learning materials on the class web page



Listen to Mrs Culhane's message on our class web page. If you would like to send a message to your friends please talk to an adult in your family. Then record your message and send it to Mrs Culhane to upload to Seesaw.




Sing along to the days of the week video and then watch Mrs Culhane update today's calendar. Now update your own calendar and tell someone in your family the name of today and today's date.



Sing along to the video on our class website and then go to the window and look outside. Be a weather reporter and update today's weather.




Take a dance break! Use your own favourite song or choose from our web page! Invite someone in your family to dance along with you.



Listen to Mrs Culhane read 'Alfie's Search for Destiny' on our class web page. Complete the worksheet to show how much you enjoyed the book.




Watch Mrs Culhane practise her sight words on our class web page. Now use the Say Make Write worksheet to help you practise yours!



Watch Mrs Culhane demonstrate how to write letters from the Green House. Carefully trace the letters on today's handwriting worksheet. Focus letter: j

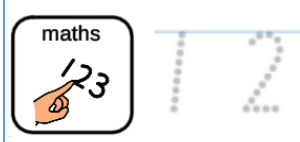
## AFTERNOON Activities—Please access video based learning materials on the class web page



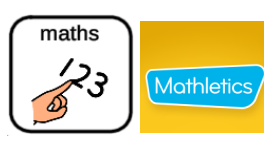
Sing along to our favourite number songs on our class web page



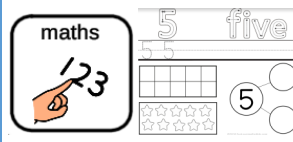
Grab a handful or armful of your toys and count how many you have. Tell an adult how many toys you have. Ask them to record you counting and send the recording to Mrs Culhane to upload to Seesaw.



Watch Mrs Culhane demonstrate how to write numbers. Carefully trace the numbers on today's handwriting worksheet.



Use your username and password to log in to Mathletics. After completing today's learning go to the PLAY area and explore the games.



How many ways can you make a number? Watch Mrs Culhane use the Write, Make, Build worksheet to practice numbers. Focus number: 13






Watch today's demonstration of a card game. Have a go at playing the game with a family member. Today's game: Friends of 10



Now it's time to share your favourite activity for the day. Talk to an adult and ask them to record you talking about your favourite activity. Send the recording to Mrs Culhane to upload to Seesaw.

## What day is it today?

Today is 	
Yesterday was 	
Tomorrow will be 	

Sunday

Monday

Tuesday

Wednesday

Thursday

Friday

Saturday

Match the days of the week to the statement

*Today is*

Monday

*Yesterday was*

Tuesday

*Tomorrow will be*



Wednesday


Thursday

Friday

Saturday

# How is the weather today?

Today is 	
I feel 	



Match the weather statements

Today is



I feel

Read it



A B C

Build it



Write it

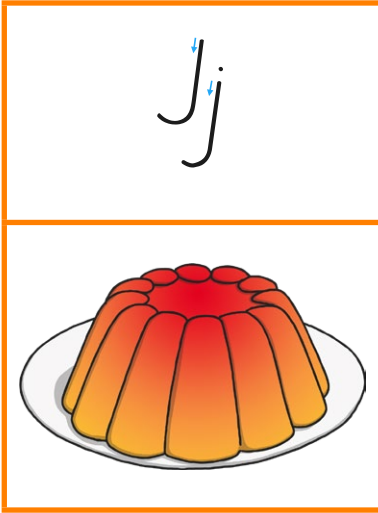


---

---

---





Notes to remember:

- My letters sit on the line.
- My lower case letters are the same height.
- My upper case letters touch the top of the line.
- I start the letter at the right point.
- I use finger spaces between each new letter or new word.

Say the sound: j for jelly.

Now copy the letters and words into your handwriting book.

j j j

J J J

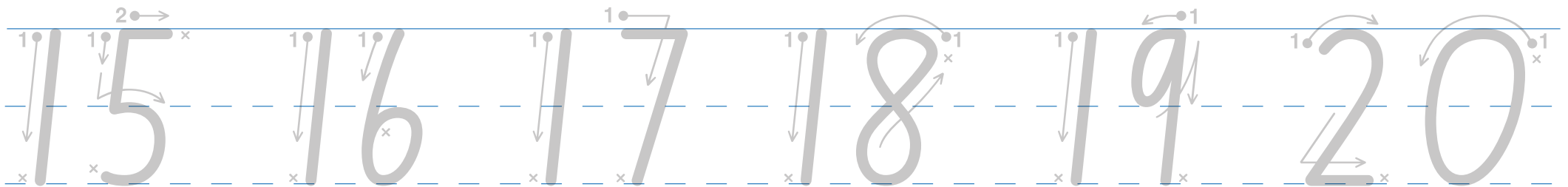
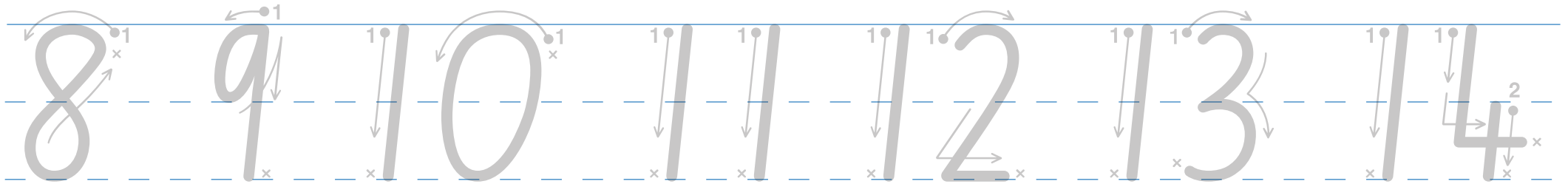
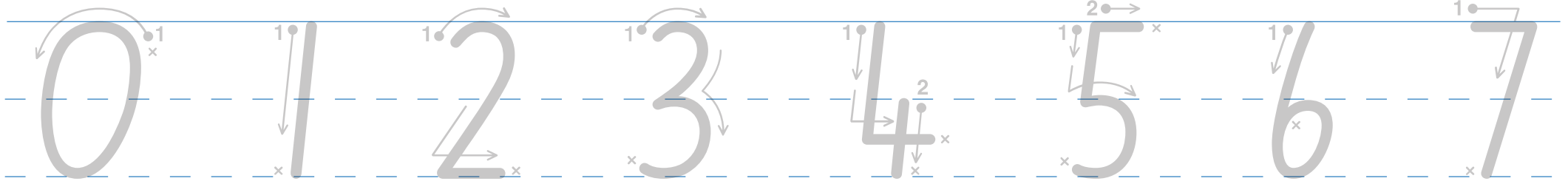
Jj Jj Jj

just

joke

jump

# Writing Numbers 0-20



13

thirteen

13 13

