

M Blue

Remote Learning Pack

Term 3 Week 1

To M Blue families,

Thank you for your continued support of your child's education during remote learning.

Following is a timetable of suggested activities that are familiar to your child. These activities will also be completed by students who attend school this week.

It is important to remain connected to Seesaw and the Lethbridge Park Public School website for updates.

I can also be contacted at kobie.hattenfels3@det.nsw.edu.au if you have questions or concerns.

I have provided logins for additional resources that you might like to include in your child's school routine this week.

Kindest regards,

Kobie Wayte



M Blue

Remote Learning Term 3, Week 1

Literacy

| Tuesday | Wednesday | Thursday | Friday |
|--|--|--|--|
| Calendar Work - today is... - count numbers up to current date - check the weather - I feel... | Calendar Work - today is... - count numbers up to current date - check the weather - I feel... | Calendar Work - today is... - count numbers up to current date - check the weather - I feel... | Calendar Work - today is... - count numbers up to current date - check the weather - I feel... |
| Writing (Choose 1) - Find and trace your name or - Practise writing your high frequency words | Writing (Choose 1) - Find and trace your name or - Practise writing your high frequency words | Writing (Choose 1) - Find and trace your name or - Practise writing your high frequency words | Writing (Choose 1) - Find and trace your name or - Practise writing your high frequency words |
| Phonics - say the /h/ sound. - complete the phonics worksheet | Phonics - say the /h/ sound. - complete the phonics worksheet | Phonics - say the /h/ sound. - complete the phonics worksheet | Phonics - say the /h/ sound. - complete the phonics worksheet |
| Break (10 minutes) | | | |
| Fine Motor Cut and glue the shapes to complete the picture. | Fine Motor Cut and glue the shapes to complete the picture. | Fine Motor Cut and glue the shapes to complete the picture. | Fine Motor Cut and glue the shapes to complete the picture. |
| Listen to a story Listen to a story read by a grown up at home or log in to Storyline Online to hear a story. | Listen to a story Listen to a story read by a grown up at home or log in to Storyline Online to hear a story. | Listen to a story Listen to a story read by a grown up at home or log in to Storyline Online to hear a story. | Listen to a story Listen to a story read by a grown up at home or log in to Storyline Online to hear a story. |
| Break (10 minutes) | | | |
| Construct a sentence (Choose 1) - Cut and paste your 'get' sentence - Write your own sentence that begins with 'I want to get...' | Construct a sentence (Choose 1) - Cut and paste your 'have' sentence - Write your own sentence that begins with 'I have a...' | Construct a sentence (Choose 1) - Cut and paste your 'look' sentence - Write your own sentence that begins with 'Look at my...' | Construct a sentence (Choose 1) - Cut and paste your 'as' sentence - Write your own sentence that begins with 'I am as big as...' |

Numeracy


| Tuesday | | Wednesday | | Thursday | | Friday | |
|---|---|--|--|--|--|--|--|
| <p>Number Formation Practise counting and writing the number 3</p> <p>Number Identification Be a number detective. See how many times you can find the number 3 in your home.</p> | <p>Number Formation Practise counting and writing the number 4</p> <p>Shape Identification Be a shape detective. See how many circles you can find around your home.</p>  | <p>Number Formation Practise counting and writing the number 5</p> <p>Number Identification Show a grown up how many times you can find a number 5 in your home.</p> | <p>Number Formation Practise counting and writing the number 6</p> <p>Shape Identification Show a grown up all the squares you can find around your home.</p>  | <p>Number Songs Find a number song online to sing, or sing some number songs with a grown up.</p> | <p>Number Songs Find a number song online to sing, or sing some number songs with a grown up.</p> | <p>Number Songs Find a number song online to sing, or sing some number songs with a grown up.</p> | <p>Number Songs Find a number song online to sing, or sing some number songs with a grown up.</p> |
| Break (10 minutes) | | | | | | | |
| <p>Patterns Use pegs, toys or other objects in your home to make a simple pattern. - <i>what did you use to make a pattern?</i> - <i>what colours do you see in your pattern?</i> - <i>did you use big and little objects in your pattern?</i> - <i>can you think of another way to use these objects to make a pattern?</i></p> | <p>Shape Robot Have a grown up help you to cut out the shapes. Arrange the shapes to make a robot. - <i>point to a circle</i> - <i>point to a rectangle</i> - <i>count the circles.</i> - <i>how many shapes altogether?</i> (some students may be encouraged to write an addition number sentence when finding how many altogether)</p> | <p>Sequencing Puzzles Cut, mix and complete one of the sequencing puzzles.</p> | <p>Maths Movement Count how many times you can do each activity (some students may be encouraged to skip count by 5 or 10). - <i>star jumps</i> - <i>hop on one foot</i> - <i>kick legs up high</i> - <i>touch your toes</i> - <i>pat your head</i></p> | | | | |

Additional Resources:

Maths: **Splash Learn**

Student Login Instructions

-
- Step 1 Visit splashlearn.com/student
or
Download SplashLearn iPad app & login as student
- Step 2 Enter Class Code **HLKBFR**
- Step 3 Choose Your Profile
-

On iPad Students can log in via their  Clever Credentials

English and Maths: **Education.com**




Individual student logins will be sent via Seesaw

Online read aloud books: **Storyline Online** (no login required)

Please continue to connect with **Seesaw**

Term 3, Week 1

Sound of the Week: Hh

| | |
|--|---|
| <h1>H h</h1>  | |
| <p><u>Verbal Cues</u></p> <p>Quiet sound</p> <p>Short sound</p> <p>Voice off</p> | <p><u>Tactile Cues</u></p> <ul style="list-style-type: none">• Hold open hand in front of mouth, feel air on hand while making the /h/ sound. |

High Frequency Words to learn this week:

| | | |
|-----|------|------|
| get | have | look |
| or | as | |

Daily Calendar Work



The day is:

Monday

Tuesday

Wednesday

Thursday

Friday

The month is:

January

February

March

April

May

June

July

August

September

October

November

December

The date is:

1

2

3

4

5

6

7

8

9

10

11

12

13

14

15

16

17

18

19

20

21

22

23

24

25

26

27

28


29

30

31

The weather is:

sunny



partly cloudy



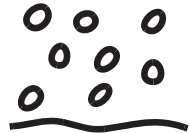
cloudy



raining



snowing



Today I feel:

excited



happy




tired



sad



frustrated





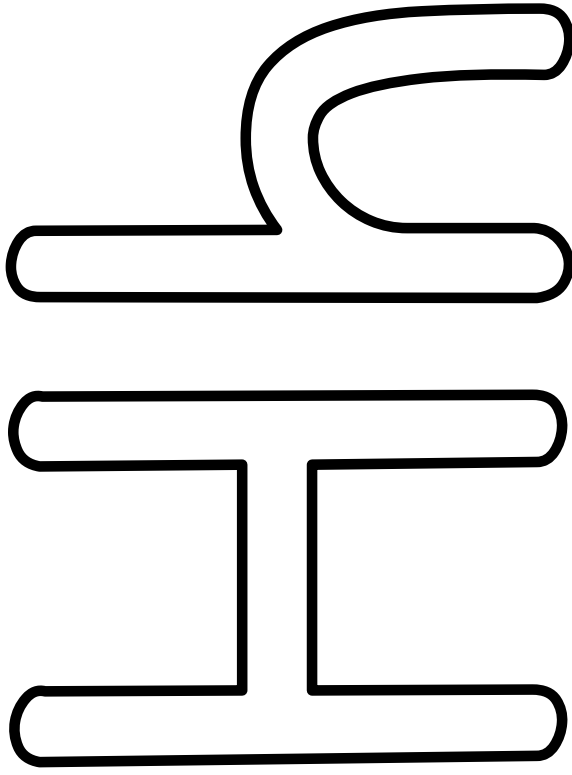
Handwriting practice lines with a dotted cursive letter 'e' for tracing.

Handwriting practice lines with a dotted cursive letter 'e' for tracing.

Handwriting practice lines with a dotted cursive letter 'e' for tracing.

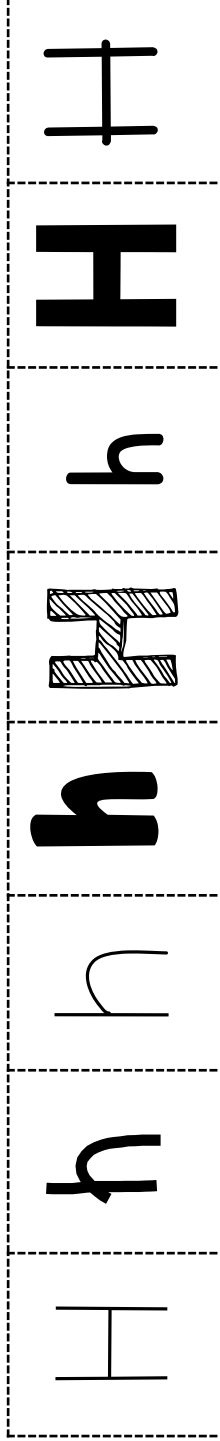
Handwriting practice lines with a dotted cursive letter 'e' for tracing.

All About Letter




Name: _____

By: Miss Helen's Hippos


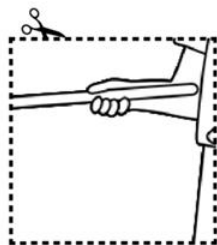


Name _____

Cut out each piece at the bottom of the page and stick it onto the correct box. Then color the picture.



© Marcelline Attard



Name:

get



Read the following sentence:

She will get the bag.



Write the sentence.



Draw a picture of the sentence.



Cut and paste the word cards in correct order.


| | | | | |
|--|--|--|--|--|
| | | | | |
|--|--|--|--|--|




| | | | | |
|-----|------|-----|-----|------|
| get | bag. | She | the | will |
|-----|------|-----|-----|------|

All About Number 3

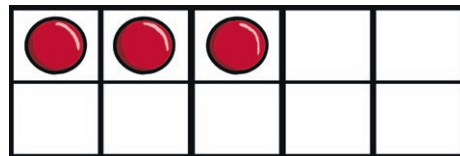
Number Formation Activity




How many fingers are being shown?




How many counters are in the ten-frame?



How many boats can you see?



How many dogs are there?



Daily Calendar Work



The day is:

Monday

Tuesday

Wednesday

Thursday

Friday

The month is:

January

February

March

April

May

June

July

August

September

October

November


December

The date is:

1 2 3 4 5 6 7 8
9 10 11 12 13 14 15 16
17 18 19 20 21 22 23 24
25 26 27 28 29 30 31

The weather is:

sunny



partly cloudy



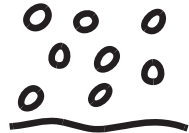
cloudy



raining



snowing



Today I feel:

excited



happy



tired



sad



frustrated




Handwriting practice lines with a dotted cursive letter 'e' for tracing.

Handwriting practice lines with a dotted cursive letter 'e' for tracing.

Handwriting practice lines with a dotted cursive letter 'e' for tracing.

Handwriting practice lines with a dotted cursive letter 'e' for tracing.

Color:



Print:

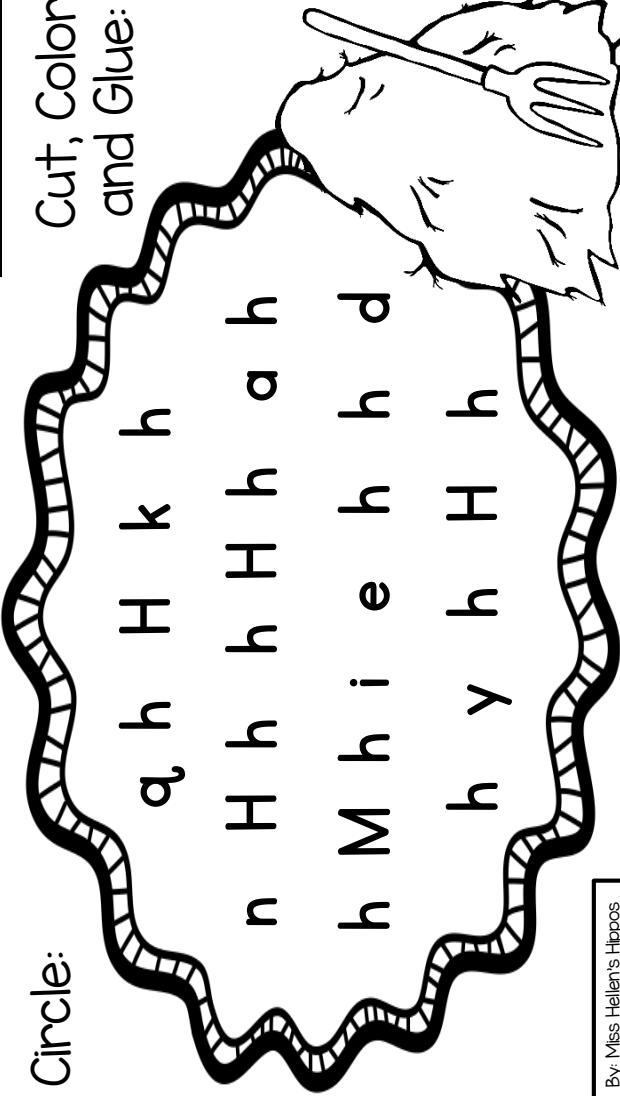
H

h

Circle:

a h H k h
n H h h H h a h
h M h i e h h d
h y h H h

Cut, Color
and Glue:



glue
picture
hat




glue
picture
heart

glue
picture
hippo

glue
picture
hand





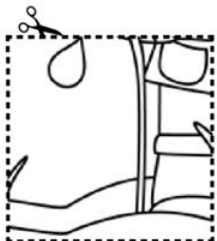



By: Miss Hellen's Hippos



Name _____

Cut out each piece at the bottom of the page and stick it onto the correct box. Then color the picture.



Name:

have



Read the following sentence:

I have a map.



Write the sentence.



Draw a picture of the sentence.



Cut and paste the word cards in correct order.


| | | | |
|--|--|--|--|
| | | | |
|--|--|--|--|



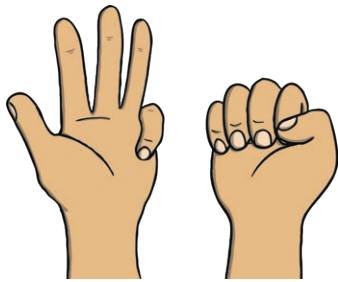
| | | | |
|---|------|---|------|
| a | have | I | map. |
|---|------|---|------|

All About Number 4

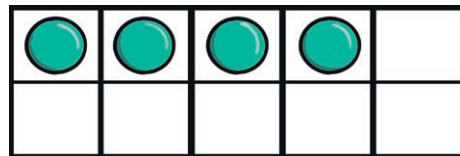
Number Formation Activity



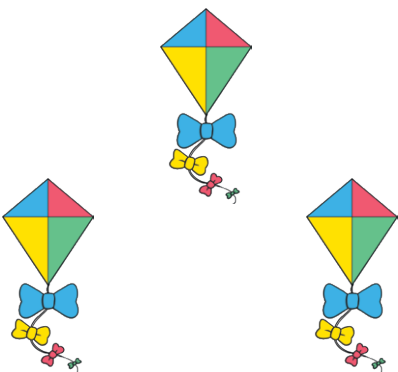
How many fingers are being shown?




How many counters are in the ten-frame?



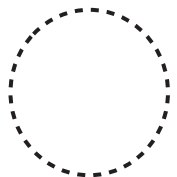





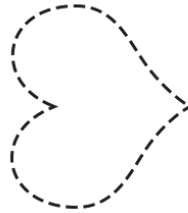
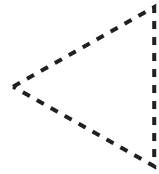
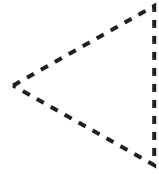

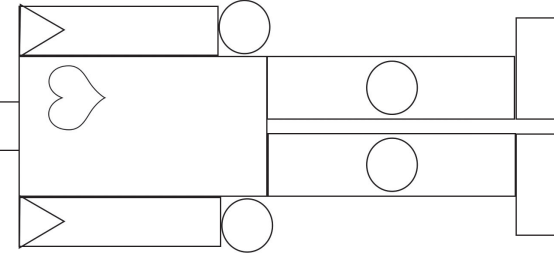
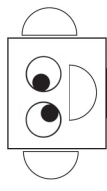
How many kites are there?



How many mice can you see?



Trace, cut and paste
the 2D shapes to
make a robot.



Daily Calendar Work



The day is:

Monday

Tuesday

Wednesday

Thursday

Friday

The month is:

January

February

March

April

May

June

July

August

September

October

November


December

The date is:

1 2 3 4 5 6 7 8
9 10 11 12 13 14 15 16
17 18 19 20 21 22 23 24
25 26 27 28 29 30 31

The weather is:

sunny



partly cloudy



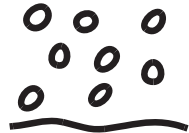
cloudy



raining



snowing



Today I feel:

excited




happy




tired



sad



frustrated



one

one

one

one

one

one






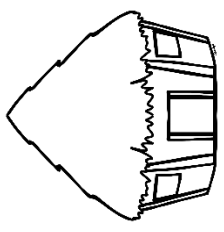
one

Print:

H

h







Cut and Paste:

| | | | | | |
|-----------------------------|--|-------------------------------|--|-----------------------------|---|
| <input type="checkbox"/> en |  | <input type="checkbox"/> it |  | <input type="checkbox"/> ot |  |
| <input type="checkbox"/> am |  | <input type="checkbox"/> ippo |  | <input type="checkbox"/> ut |  |



h h h h h h

Name _____



Name:

look



Read the following sentence:

Look at me!



Write the sentence.



Draw a picture of the sentence.



Cut and paste the word cards in correct order.


| | | |
|--|--|--|
| | | |
|--|--|--|




| | | |
|-----|------|----|
| me! | Look | at |
|-----|------|----|

All About Number 5

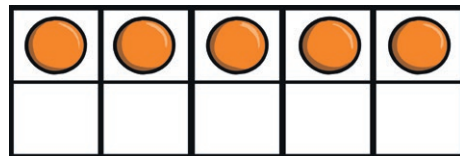
Number Formation Activity



How many fingers are being shown?



How many counters are in the ten-frame?



How many teddy bears are there?




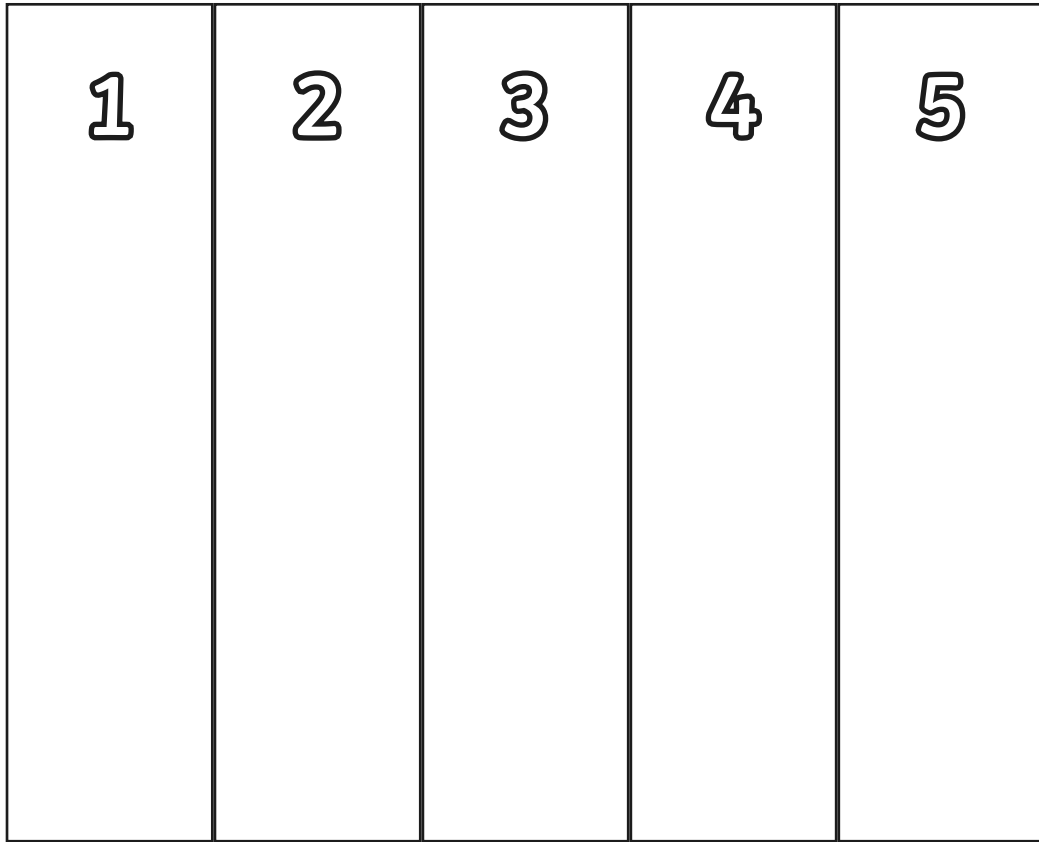
How many bees can you see?




Number Sequencing Puzzle

Il puzzle delle sequenze numerali

Cut out and glue the number tiles in the correct order.
Ritaglia e incolla i riquadri con le bestioline nell'ordine corretto.



Rabbit



10 20 30 40 50 60 70 80 90 100

Daily Calendar Work



The day is:

Monday

Tuesday

Wednesday

Thursday

Friday

The month is:

January

February

March

April

May

June

July

August

September

October

November

December

The date is:

1

2

3

4

5

6

7

8

9

10

11

12

13

14

15

16

17

18

19

20

21

22

23

24

25

26

27

28


29

30

31

The weather is:

sunny



partly cloudy



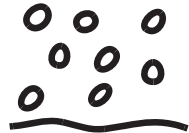
cloudy



raining



snowing



Today I feel:

excited



happy




tired



sad



frustrated



Handwriting practice for the word "open" on a four-line grid. The word is written in a cursive style using dashed lines for tracing. The letter 'o' is at the bottom, followed by 'p', 'e', 'n', and 'o' at the top.

Handwriting practice for the word "open" on a four-line grid. The word is written in a cursive style using dashed lines for tracing. The letter 'o' is at the bottom, followed by 'p', 'e', 'n', and 'o' at the top.

Handwriting practice for the word "open" on a four-line grid. The word is written in a cursive style using dashed lines for tracing. The letter 'o' is at the bottom, followed by 'p', 'e', 'n', and 'o' at the top.

Handwriting practice for the word "open" on a four-line grid. The word is written in a cursive style using dashed lines for tracing. The letter 'o' is at the bottom, followed by 'p', 'e', 'n', and 'o' at the top.


Hh



Read:

Here is my hat.

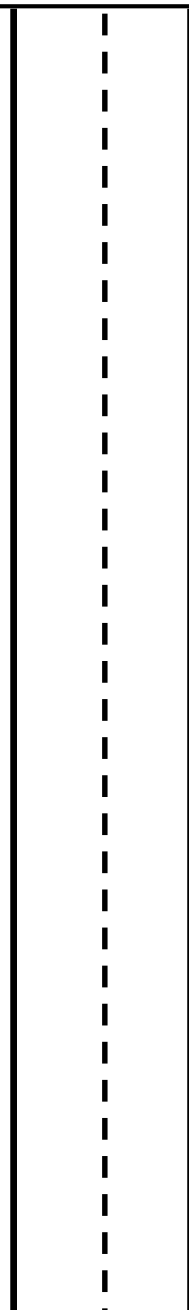
Cut and glue:



Write the sentence:



Here is my hat.



Here


hat.

is


my



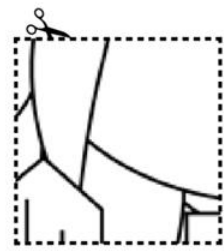

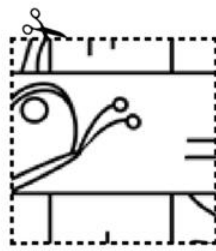


Illustrate:



Name _____



© Marcelline Attard



Name:

as



Read the following sentence:

I'm as sad as you.



Write the sentence.



Draw a picture of the sentence.



Cut and paste the word cards in correct order.


| | | | | |
|--|--|--|--|--|
| | | | | |
|--|--|--|--|--|



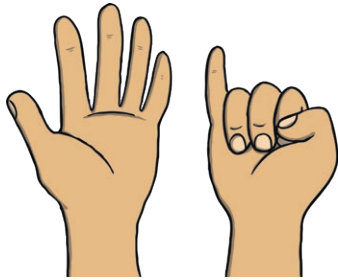
| | | | | |
|------|----|----|-----|-----|
| you. | as | as | I'm | sad |
|------|----|----|-----|-----|

All About Number 6

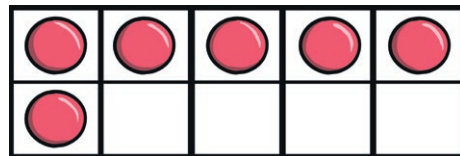
Number Formation Activity




How many fingers are being shown?



How many counters are in the ten-frame?



How many bananas are there?



How many monkeys can you see?

