

M Blue

Remote Learning Pack

Week 3

Week 3

Literacy

Monday	Tuesday	Wednesday	Thursday	Friday
<p>Good morning song Check the M Blue Remote Learning page</p> <p>Calendar Work Complete your calendar worksheet</p> <p>OR</p> <p>Log in to the M Blue Remote Learning Page to watch the calendar video.</p> <p>Name Writing/ Spelling Organise and write your name</p> <p>OR</p> <p>Practice recognising and writing one of your high frequency words.</p> <p>Listen to a story Log in to Storybox Library and listen to 'Same but little bit different'</p> <p>Phonics Practise saying the LI sound. Complete your phonics worksheet.</p>	<p>Good morning song Check the M Blue Remote Learning page</p> <p>Calendar Work Complete your calendar worksheet</p> <p>OR</p> <p>Log in to the M Blue Remote Learning Page to watch the calendar video.</p> <p>Name Writing/ Spelling Organise and write your name</p> <p>OR</p> <p>Practice recognising and writing one of your high frequency words.</p> <p>Listen to a story Log in to Storybox Library and listen to 'Same but little bit different'</p> <p>Phonics Practise saying the LI sound. Complete your phonics worksheet.</p>	<p>Good morning song Check the M Blue Remote Learning page</p> <p>Calendar Work Complete your calendar worksheet</p> <p>OR</p> <p>Log in to the M Blue Remote Learning Page to watch the calendar video.</p> <p>Name Writing/ Spelling Organise and write your name</p> <p>OR</p> <p>Practice recognising and writing one of your high frequency words.</p> <p>Listen to a story Log in to Storybox Library and listen to 'Same but little bit different'</p> <p>Phonics Practise saying the LI sound. Complete your phonics worksheet.</p>	<p>Good morning song Check the M Blue Remote Learning page</p> <p>Calendar Work Complete your calendar worksheet</p> <p>OR</p> <p>Log in to the M Blue Remote Learning Page to watch the calendar video.</p> <p>Name Writing/ Spelling Organise and write your name</p> <p>OR</p> <p>Practice recognising and writing one of your high frequency words.</p> <p>Listen to a story Log in to Storybox Library and listen to 'Same but little bit different'</p> <p>Phonics Practise saying the LI sound. Complete your phonics worksheet.</p>	<p>Good morning song Check the M Blue Remote Learning page</p> <p>Calendar Work Complete your calendar worksheet</p> <p>OR</p> <p>Log in to the M Blue Remote Learning Page to watch the calendar video.</p> <p>Name Writing/ Spelling Organise and write your name</p> <p>OR</p> <p>Practice recognising and writing one of your high frequency words.</p> <p>Listen to a story Log in to Storybox Library and listen to 'Same but little bit different'</p> <p>Phonics Practise saying the LI sound. Complete your phonics worksheet.</p>
Take a break!				
Reading	Reading	Reading	Reading	Reading

Log in to your Wushka account and read/ listen to a book.	Log in to your Wushka account and read/ listen to a book.	Log in to your Wushka account and read/ listen to a book.	Log in to your Wushka account and read/ listen to a book.	Log in to your Wushka account and read/ listen to a book.
Word Work Log in to listen to work with Ms Wayte.	Word Work Log in to listen to work with Ms Wayte.	Word Work Log in to listen to work with Ms Wayte.	Word Work Log in to listen to work with Ms Wayte.	Word Work Log in to listen to work with Ms Wayte.
Writing Practice your handwriting pre-writing shapes OR Write a sentence beginning with 'I woke up then...'	Writing Practice your handwriting pre-writing shapes OR Write a sentence beginning with 'On my birthday I got...'	Writing Practice your handwriting pre-writing shapes OR Write a sentence beginning with 'I had for breakfast.'	Writing Practice your handwriting pre-writing shapes OR Write a sentence beginning with 'I like cake but I don't like...'	Writing Practice your handwriting pre-writing shapes OR Write a sentence beginning with 'They are going...'
Take a break!				

Mathematics

Monday	Tuesday	Wednesday	Thursday	Friday
<p>Number Songs Log in to the M Blue Remote Learning page and listen to the number songs.</p> <p>Number Formation Complete your number formation worksheet OR Use playdough to make the number.</p> <p>Maths - Number With a grown up: Take out your hundreds chart. - point to the number that shows how old you are. - point to the number that is one more than that number. - point to the number that is one less than that number. - point to the number on your hundreds chart as you count as high as you can - can you skip count by 10's or fives?</p>	<p>Number Songs Log in to the M Blue Remote Learning page and listen to the number songs.</p> <p>Number Formation Complete your number formation worksheet OR Use playdough to make the number.</p> <p>Maths - Number With a grown up: Take a handful of pegs, counters or small toys and two bowls. Grown ups: Take a small collection of objects and place them in a bowl. Student: - how many objects are in the bowl? - can you put the same number of objects in your bowl? <i>Extension: how many altogether?</i></p>	<p>Number Songs Log in to the M Blue Remote Learning page and listen to the number songs.</p> <p>Number Formation Complete your number formation worksheet OR Use playdough to make the number.</p> <p>Maths - Patterns Use your body to make a pattern. For example: - can you star jump, touch your nose, star jump, touch your nose... - try pat your head, touch your toes, pat your head, touch your toes - make up your own body pattern and show it to someone in your family.</p>	<p>Number Songs Log in to the M Blue Remote Learning page and listen to the number songs.</p> <p>Number Formation Complete your number formation worksheet OR Use playdough to make the number.</p> <p>Maths - Measurement Area: Trace your hand onto the paper with squares. - how many squares does your hand cover? Using the other piece of paper, trace one of your toys. - how many squares does your toy cover?</p>	<p>Number Songs Log in to the M Blue Remote Learning page and listen to the number songs.</p> <p>Number Formation Complete your number formation worksheet OR Use playdough to make the number.</p> <p>Maths - Measurement Area: Cut out the shape of your hand and the small toy you traced yesterday. Can you find something in your house that is bigger than your hand? Find something in your house that is smaller than your hand. Repeat using cut out of toy.</p>

Week 3

Sound of the Week

L I



Verbal Cues

Front sound

Gliding sound

Tongue sound

Long sound

Voice on

Tactile Cues

- Tongue tip touches and stays behind top teeth.
- Make 'L' sign with thumb and index finger, hold this near the corner of mouth and move out when making the /l/ sound.

Week 3 High Frequency Words

<i>then</i>	<i>got</i>	<i>had</i>
<i>but</i>	<i>they</i>	

Daily Calendar Work



The day is:

Monday

Tuesday

Wednesday

Thursday

Friday

The month is:

January

February

March

April

May

June

July

August

September

October

November

December

The date is:

1

2

3

4

5

6

7

8

9

10

11

12

13

14

15

16

17

18

19

20

21

22

23

24

25

26

27

28


29

30

31

The weather is:

sunny



partly cloudy



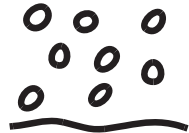
cloudy



raining



snowing



Today I feel:

excited



happy




tired



sad



frustrated



Name: _____

Date: _____

Sight Word Practice

Read it.

then

Color it.

then

Trace it with a pencil.

then

Trace it with a crayon.

then

Find it.

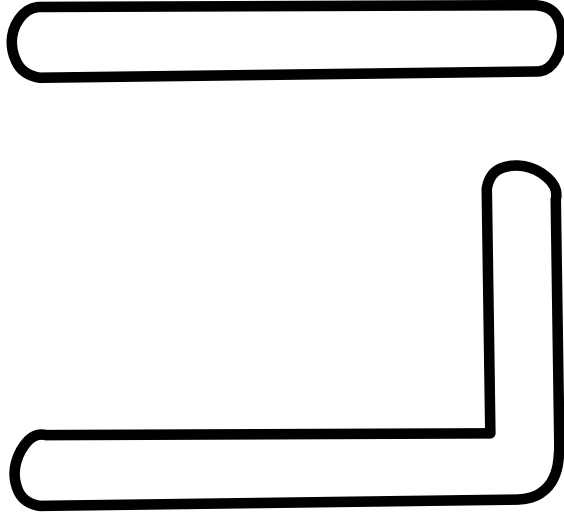
then	had	they
got	then	but
but	had	then

Box it.





Use it in a sentence.

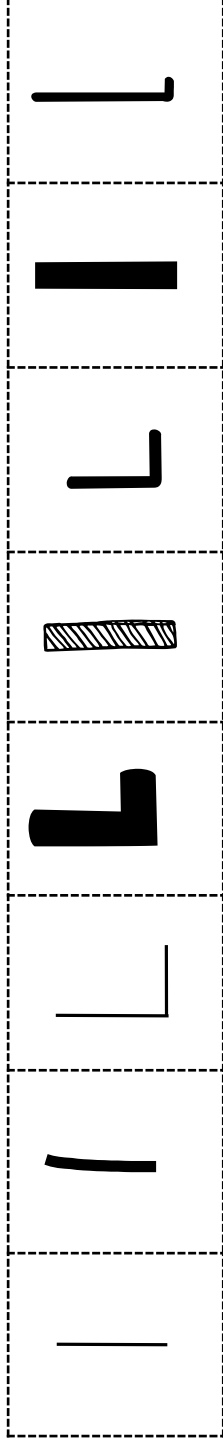
All About Letter



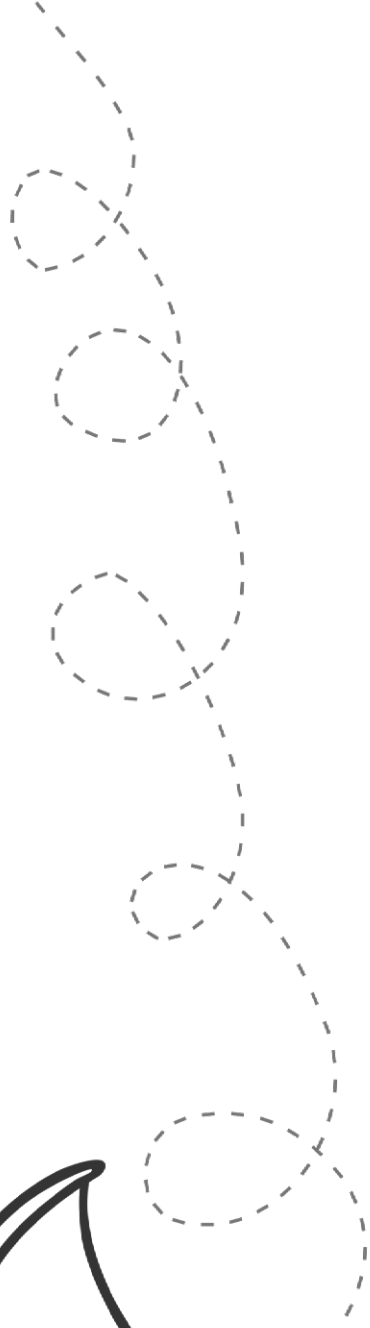

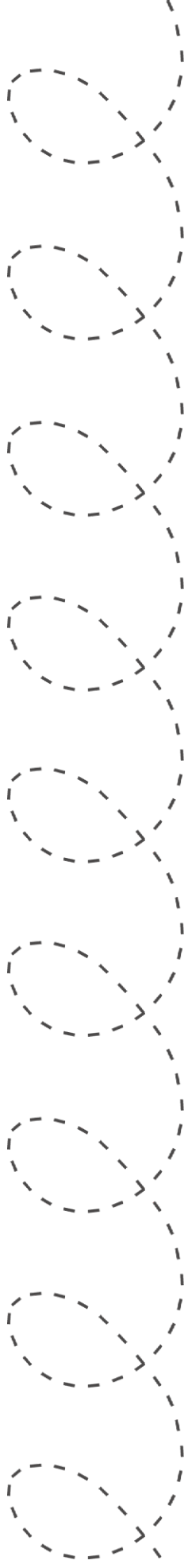
By: Miss Hellen's Hippos

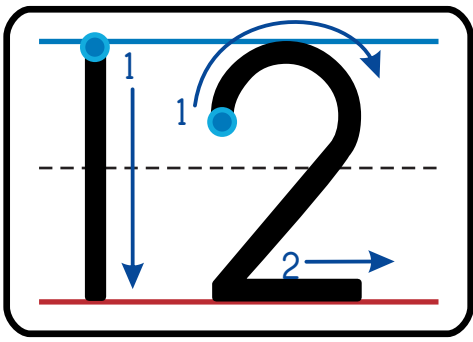


Name: _____



Trace the dotted line as neatly as you can.



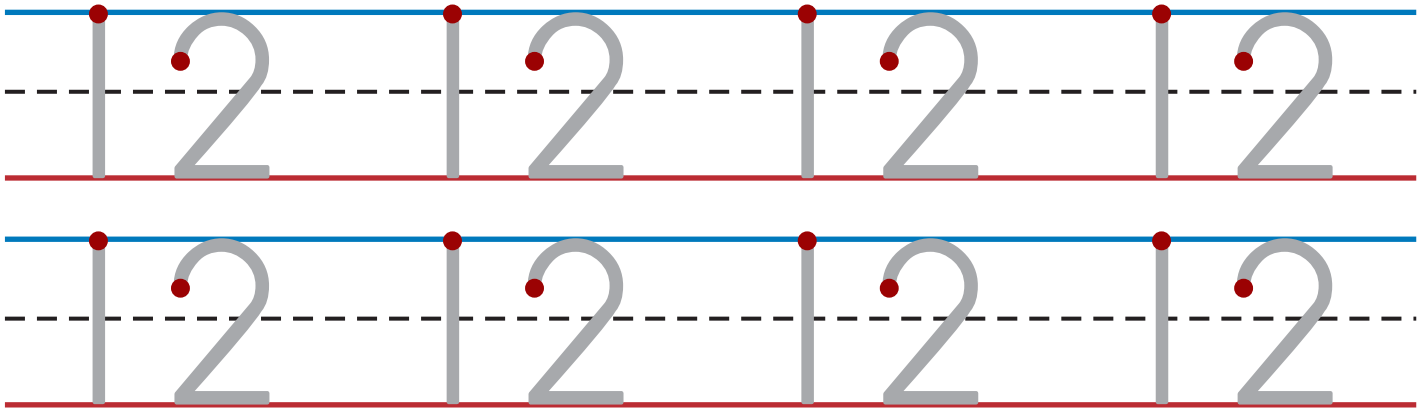


Name:



twelve

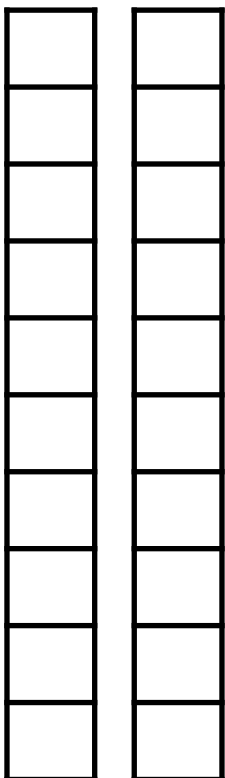
Trace the number 12:





Write the missing number:

11		13	14	15	16	17	18	19	20
----	--	----	----	----	----	----	----	----	----

Color 12:



How many fingers are there?



100 Number Square

1	2	3	4	5	6	7	8	9	10
11	12	13	14	15	16	17	18	19	20
21	22	23	24	25	26	27	28	29	30
31	32	33	34	35	36	37	38	39	40
41	42	43	44	45	46	47	48	49	50
51	52	53	54	55	56	57	58	59	60
61	62	63	64	65	66	67	68	69	70
71	72	73	74	75	76	77	78	79	80
81	82	83	84	85	86	87	88	89	90
91	92	93	94	95	96	97	98	99	100

twinkl.co.uk

Daily Calendar Work



The day is:

Monday

Tuesday

Wednesday

Thursday

Friday

The month is:

January

February

March

April

May

June

July

August

September

October

November


December

The date is:

1 2 3 4 5 6 7 8
9 10 11 12 13 14 15 16
17 18 19 20 21 22 23 24
25 26 27 28 29 30 31

The weather is:

sunny



partly cloudy



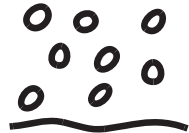
cloudy



raining



snowing



Today I feel:

excited



happy




tired



sad



frustrated



Name: _____

Date: _____

Sight Word Practice

Read it.

got

Color it.

got

Trace it with a pencil.

got

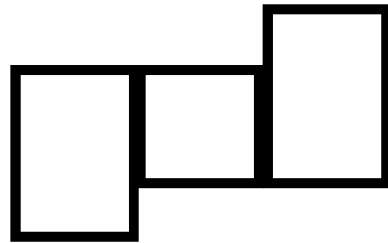
Trace it with a crayon.

got

Find it.

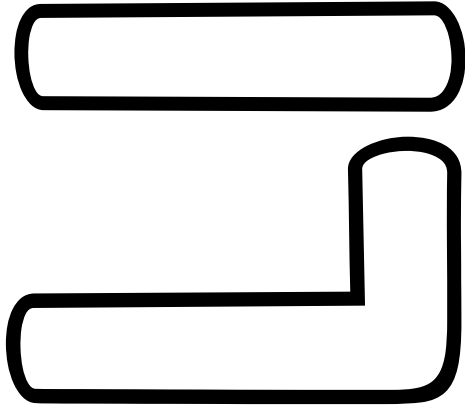
got	then	had
got	had	they
they	got	then

Box it.

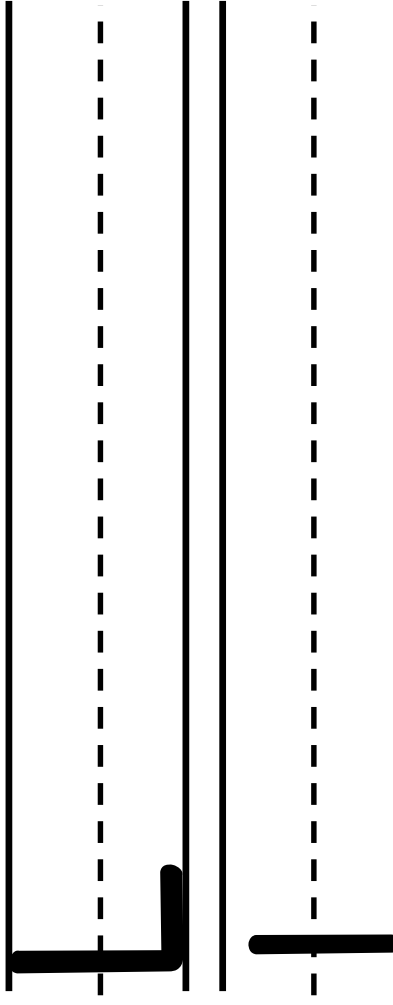


Use it in a sentence.

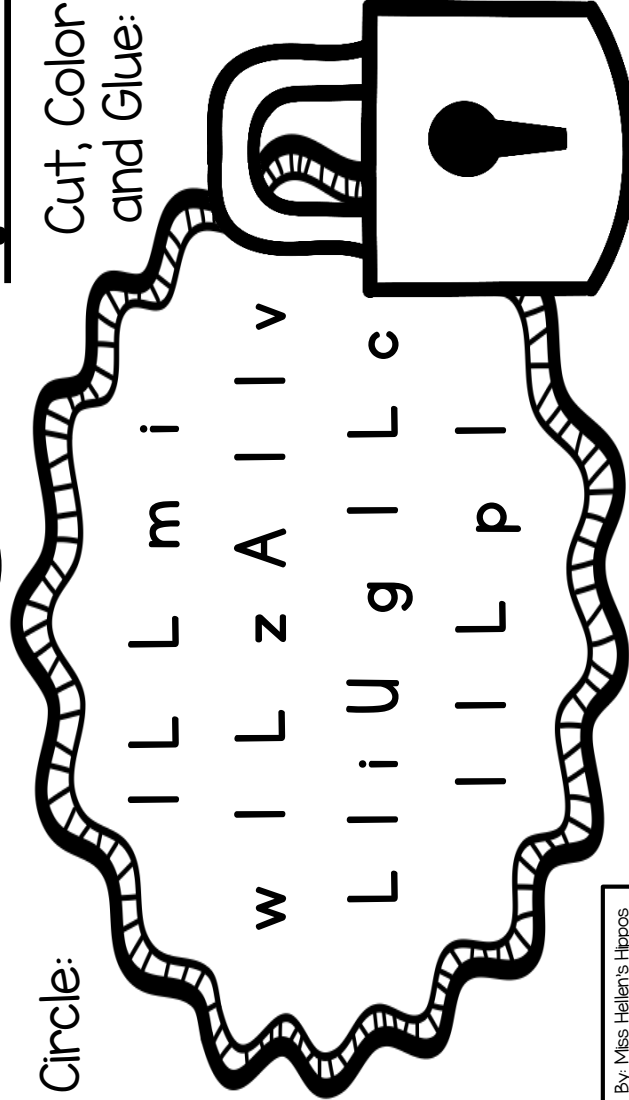
Color:



Print:



Circle:


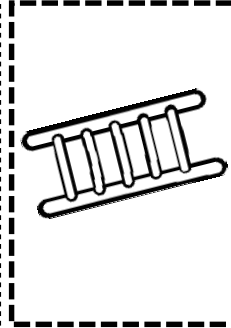




Cut, Color and Glue:



glue picture	lamp	glue picture	ladder
--------------	------	--------------	--------

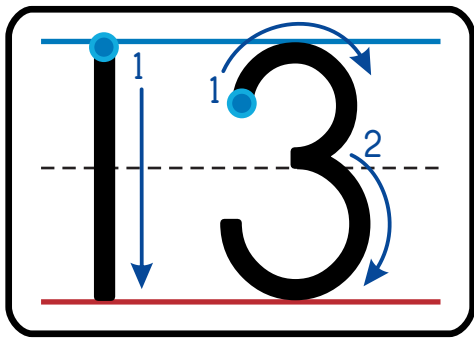
glue picture	lion	glue picture	ladybug
--------------	------	--------------	---------

By: Miss Hellen's Hippos




Trace the dotted line as neatly as you can.



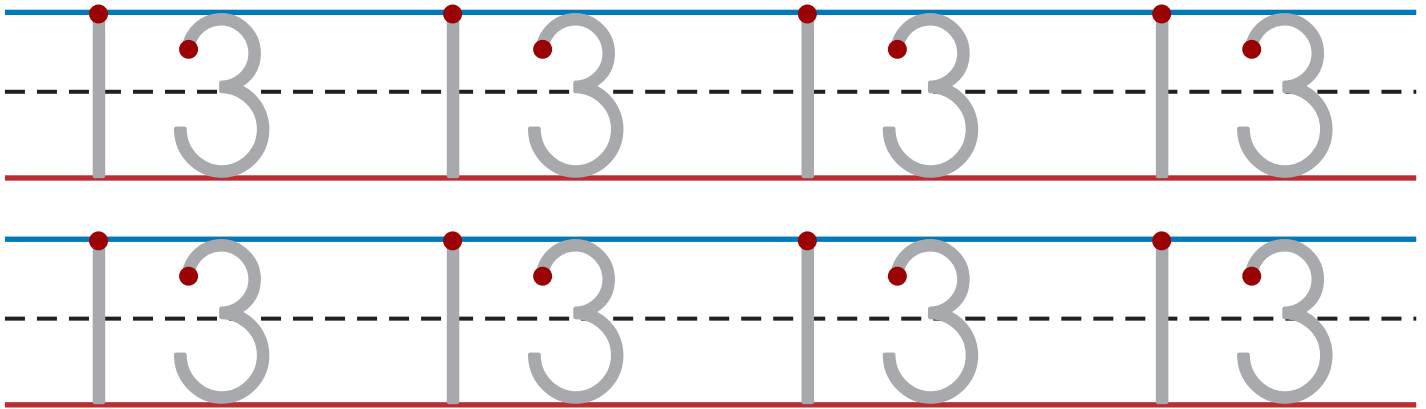


Name:



thirteen

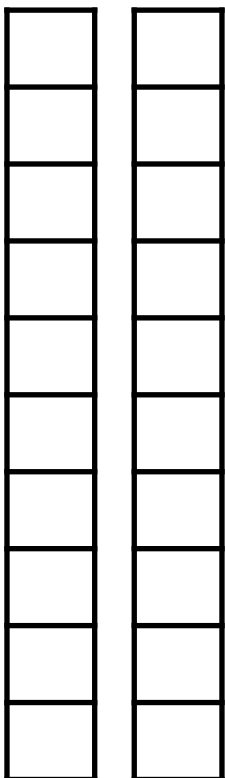
Trace the number 13:





Write the missing number:

11	12		14	15	16	17	18	19	20
-----------	-----------	--	-----------	-----------	-----------	-----------	-----------	-----------	-----------

Color 13:



How many fingers are there?



Daily Calendar Work



The day is:

Monday

Tuesday

Wednesday

Thursday

Friday

The month is:

January

February

March

April

May

June

July

August

September

October

November


December

The date is:

1 2 3 4 5 6 7 8
9 10 11 12 13 14 15 16
17 18 19 20 21 22 23 24
25 26 27 28 29 30 31

The weather is:

sunny



partly cloudy



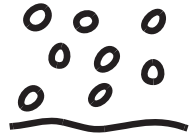
cloudy



raining



snowing



Today I feel:

excited



happy




tired



sad



frustrated



Name: _____

Date: _____

Sight Word Practice

Read it.

had

Color it.

had

Trace it with a pencil.

had

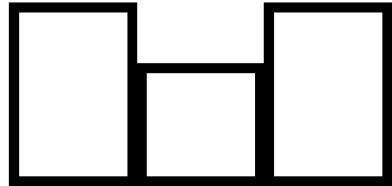
Trace it with a crayon.

had

Find it.

they	then	had
then	had	had
then	got	got

Box it.



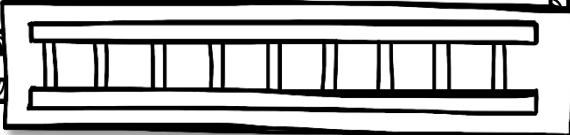
Use it in a sentence.

Alphabet Sort! LI



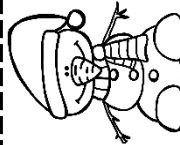
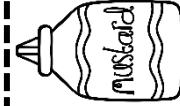
Directions: Cut out the pictures and sort into groups of pictures that start with LI, and those that don't. Glue into the correct box.

LI



Not LI

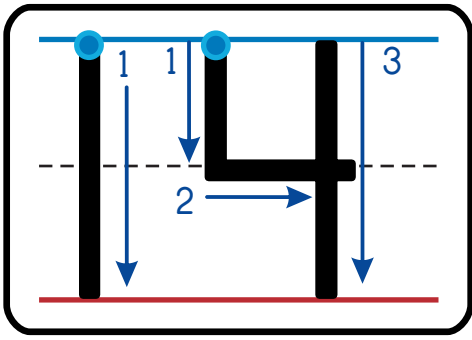


By: Miss Hellen's Hippos




Trace the dotted line as neatly as you can.



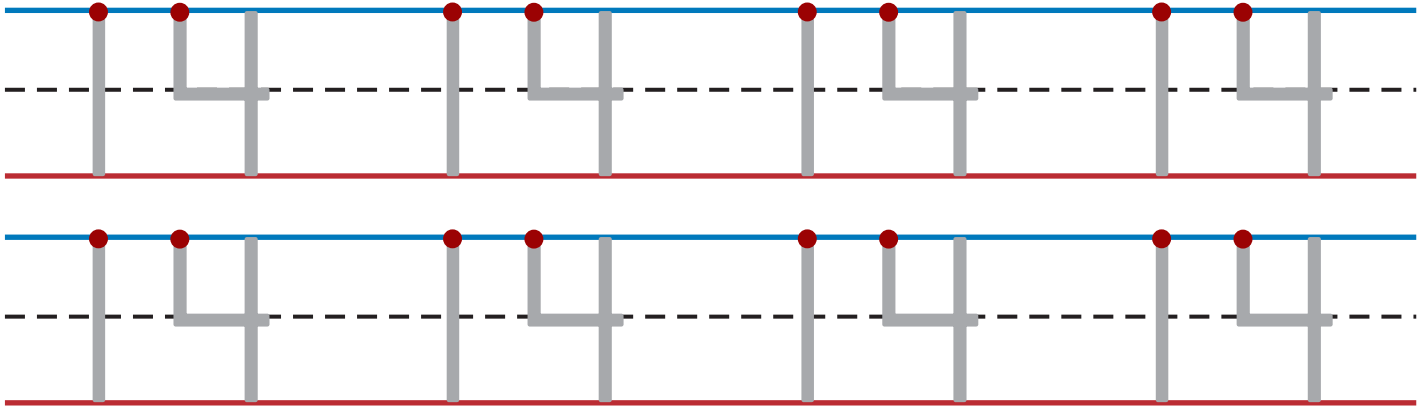


Name: _____



fourteen

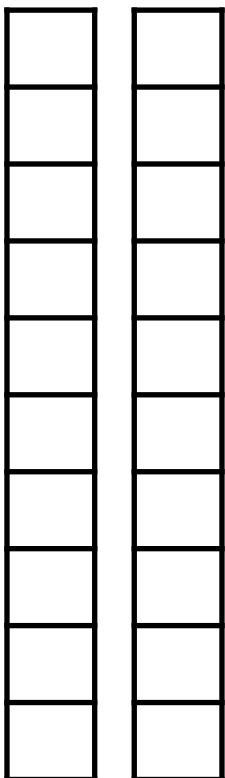
Trace the number 14:





Write the missing number:

11	12	13		15	16	17	18	19	20
----	----	----	--	----	----	----	----	----	----

Color 14:



How many fingers are there?



Daily Calendar Work



The day is:

Monday

Tuesday

Wednesday

Thursday

Friday

The month is:

January

February

March

April

May

June

July

August

September

October

November


December

The date is:

1 2 3 4 5 6 7 8
9 10 11 12 13 14 15 16
17 18 19 20 21 22 23 24
25 26 27 28 29 30 31

The weather is:

sunny



partly cloudy



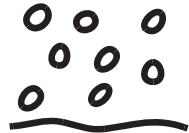
cloudy



raining



snowing



Today I feel:

excited



happy




tired



sad



frustrated



Name: _____

Date: _____

Sight Word Practice

Read it.

but

Color it.

but

Trace it with a pencil.

but

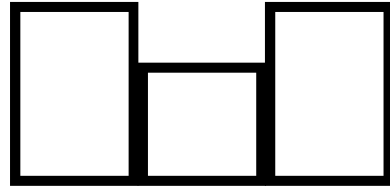
Trace it with a crayon.

but

Find it.

but	but	then
got	then	they
but	had	got

Box it.


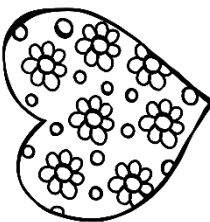



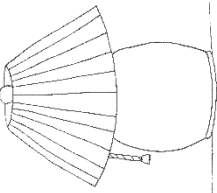
Use it in a sentence.


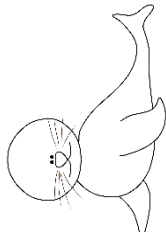
Print:

Handwriting practice lines for the letter 'L'. Each row consists of a solid top line, a dashed middle line, and a solid bottom line. The first row shows a large 'L' starting at the top left and extending to the right, then turning down to the bottom line. The second row shows a large 'L' starting at the middle dashed line and extending to the right, then turning down to the bottom line.

Cut and Paste:

<input type="checkbox"/>	ips	
<input type="checkbox"/>	ove	

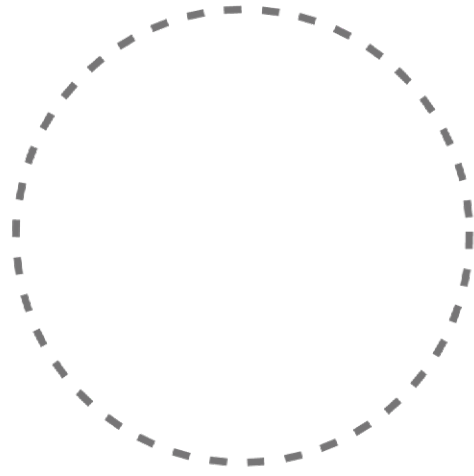

<input type="checkbox"/>	eaf	
<input type="checkbox"/>	amp	

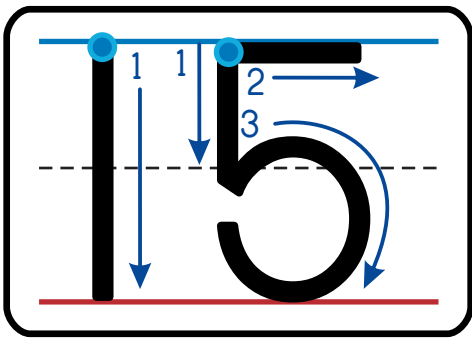
<input type="checkbox"/>	penci	
<input type="checkbox"/>	sea	



A row of six dashed boxes, each containing a vertical line, intended for cutting out the words from the previous section.

Trace the dotted line as neatly as you can.



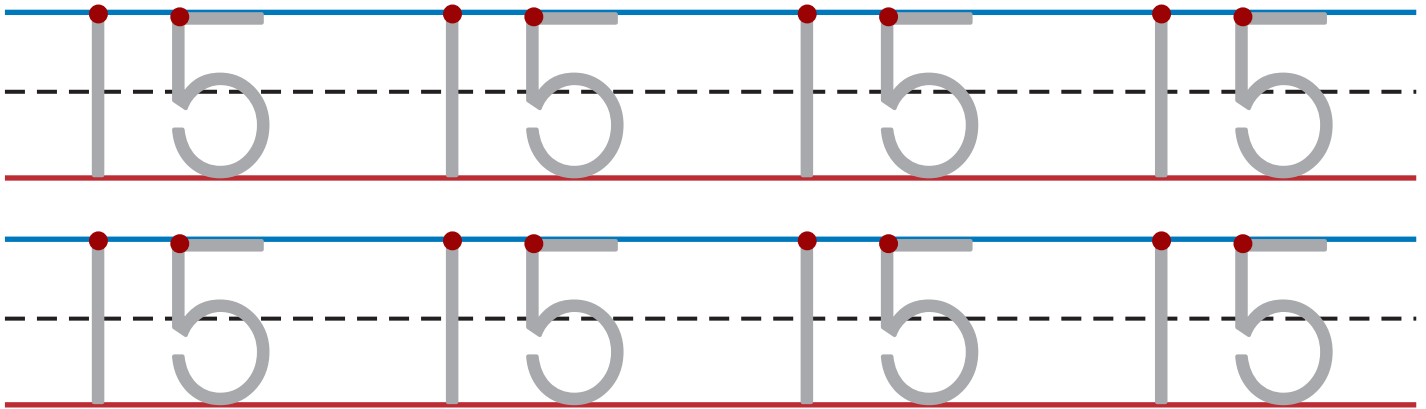


Name:



fifteen

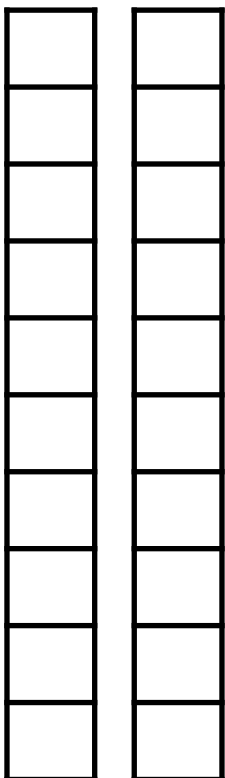
Trace the number 15:




Write the missing number:

11	12	13	14		16	17	18	19	20
----	----	----	----	--	----	----	----	----	----

Color 15:



How many fingers are there?



Daily Calendar Work



The day is:

Monday

Tuesday

Wednesday

Thursday

Friday

The month is:

January

February

March

April

May

June

July

August

September

October

November


December

The date is:

1 2 3 4 5 6 7 8
9 10 11 12 13 14 15 16
17 18 19 20 21 22 23 24
25 26 27 28 29 30 31

The weather is:

sunny



partly cloudy



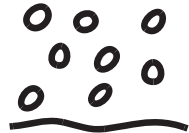
cloudy



raining



snowing



Today I feel:

excited



happy




tired



sad



frustrated



Name: _____

Date: _____

Sight Word Practice

Read it.

they

Color it.

they

Trace it with a pencil.

they

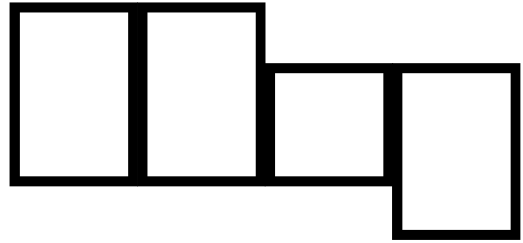
Trace it with a crayon.

they

Find it.


they	got	then
then	had	got
had	they	they

Box it.



Use it in a sentence.

L



Read:

The lion is hungry.

Cut and glue:

A horizontal rectangular box divided into four equal segments, intended for cutting out the words from the sentence above.

Write the sentence:

Two sets of handwriting lines. The first set is a solid top line, a dashed middle line, and a solid bottom line. The second set is identical but includes a dotted line for tracing the word 'Lion'.

Lion



lion

The


hungry.

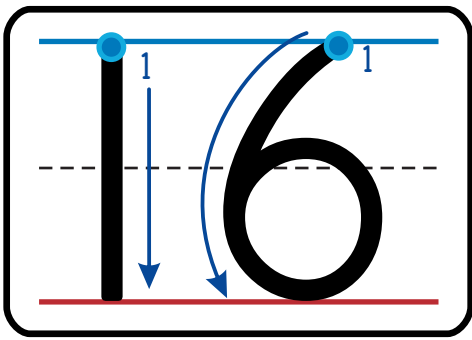
is

Illustrate:

A large rectangular box with a decorative border, intended for a student to draw an illustration related to the sentence.

Trace the dotted line as neatly as you can.



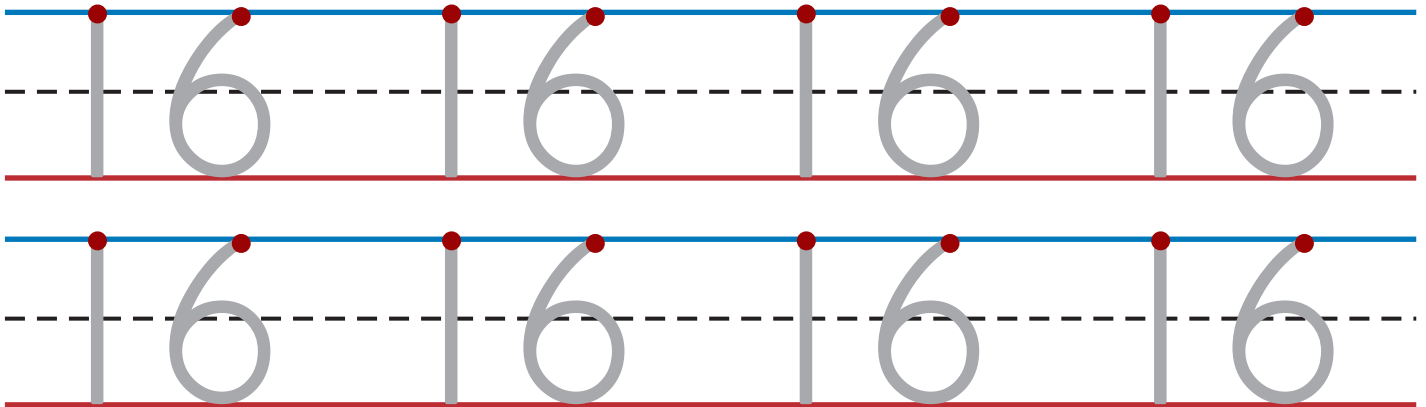


Name:



sixteen

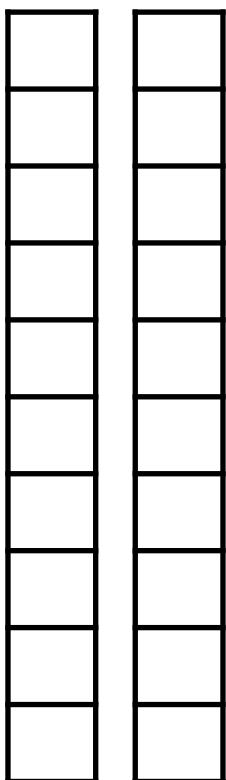
Trace the number 16:



Write the missing number:

11	12	13	14	15		17	18	19	20
----	----	----	----	----	--	----	----	----	----

Color 16:



How many fingers are there?

