

M Blue

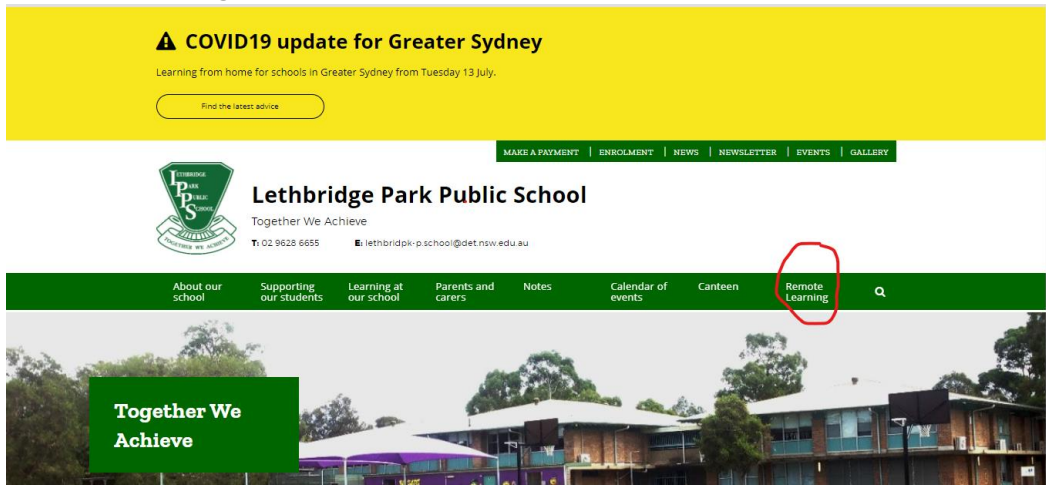
Remote Learning Pack

Week 2

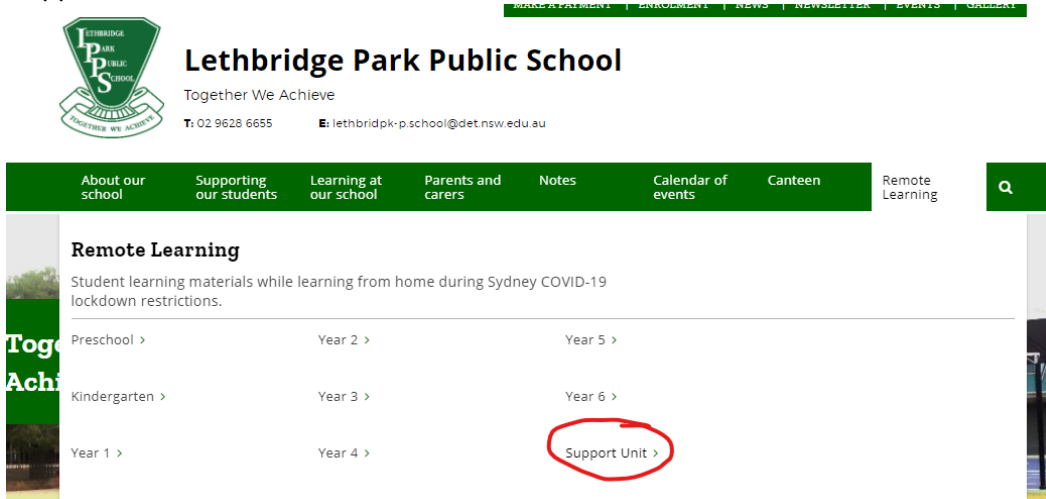
Dear M Blue Families,

Information, additional videos and lessons to accompany the work in this pack can be found on the Lethbridge Park Public School website by following:

- Lethbridge park public school
- Remote Learning



- Support Unit



- M Blue

## Support Unit

← Remote Learning	
Preschool	+
Kindergarten	+
Year 1	+
Year 2	+
Year 3	+

[3-6 Green](#)  
[M Blue](#)  
[M Red](#)  
[M Yellow](#)

Please continue to check Seesaw and don't hesitate to contact me via email or on Seesaw if you have any concerns.

Kindest Regards,

Kobie Wayte

# M Blue Remote Learning Timetable

## Week 2

### Literacy

Monday	Tuesday	Wednesday	Thursday	Friday
<p><b>Good morning song</b> Check the M Blue Remote Learning page.</p> <p><b>Calendar Work</b> Complete your calendar worksheet</p> <p><b>OR</b></p> <p>Log in to the M Blue remote learning page and follow along with the calendar video.</p>	<p><b>Good morning song</b> Check the M Blue Remote Learning page.</p> <p><b>Calendar Work</b> Complete your calendar worksheet</p> <p><b>OR</b></p> <p>Log in to the M Blue remote learning page and follow along with the calendar video.</p>	<p><b>Good morning song</b> Check the M Blue Remote Learning page.</p> <p><b>Calendar Work</b> Complete your calendar worksheet</p> <p><b>OR</b></p> <p>Log in to the M Blue remote learning page and follow along with the calendar video.</p>	<p><b>Good morning song</b> Check the M Blue Remote Learning page.</p> <p><b>Calendar Work</b> Complete your calendar worksheet</p> <p><b>OR</b></p> <p>Log in to the M Blue remote learning page and follow along with the calendar video.</p>	<p><b>Good morning song</b> Check the M Blue Remote Learning page.</p> <p><b>Calendar Work</b> Complete your calendar worksheet</p> <p><b>OR</b></p> <p>Log in to the M Blue remote learning page and follow along with the calendar video.</p>
<p><b>Name Writing/ Spelling</b> Organise and write your name</p> <p><b>OR</b></p> <p>Complete your high frequency words activity.</p>	<p><b>Name Writing/ Spelling</b> Organise and write your name</p> <p><b>OR</b></p> <p>Complete your high frequency words activity.</p>	<p><b>Name Writing/ Spelling</b> Organise and write your name</p> <p><b>OR</b></p> <p>Complete your high frequency words activity.</p>	<p><b>Name Writing/ Spelling</b> Organise and write your name</p> <p><b>OR</b></p> <p>Complete your high frequency words activity.</p>	<p><b>Name Writing/ Spelling</b> Organise and write your name</p> <p><b>OR</b></p> <p>Complete your high frequency words activity.</p>
<p><b>Listen to a story</b> Log in to Storybox Library to listen to 'The Children Who Loved Books'</p> <p><b>Phonics</b> Practice saying the /v/ sound. Complete the phonics worksheet.</p>	<p><b>Listen to a story</b> Log in to Storybox Library to listen to 'The Children Who Loved Books'</p> <p><b>Phonics</b> Practice saying the /v/ sound. Complete the phonics worksheet.</p>	<p><b>Listen to a story</b> Log in to Storybox Library to listen to 'The Children Who Loved Books'</p> <p><b>Phonics</b> Practice saying the /v/ sound. Complete the phonics worksheet.</p>	<p><b>Listen to a story</b> Log in to Storybox Library to listen to 'The Children Who Loved Books'</p> <p><b>Phonics</b> Practice saying the /v/ sound. Complete the phonics worksheet.</p>	<p><b>Listen to a story</b> Log in to Storybox Library to listen to 'The Children Who Loved Books'</p> <p><b>Phonics</b> Practice saying the /v/ sound. Complete the phonics worksheet.</p>

Take a break!

<p><b>Reading</b> Log in to your Wushka account and read/ listen to a book.</p>	<p><b>Reading</b> Log in to your Wushka account and read/ listen to a book.</p>	<p><b>Reading</b> Log in to your Wushka account and read/ listen to a book.</p>	<p><b>Reading</b> Log in to your Wushka account and read/ listen to a book.</p>
<p><b>Word Work</b> Log in to the school website and work with Ms Wayte.</p>	<p><b>Word Work</b> Log in to the school website and work with Ms Wayte.</p>	<p><b>Word Work</b> Log in to the school website and work with Ms Wayte.</p>	<p><b>Word Work</b> Log in to the school website and work with Ms Wayte.</p>
<p><b>Writing</b> Cut and paste your sight word sentence <b>OR</b> Write your own sentence using the prompt: <i>I went to</i></p>	<p><b>Writing</b> Cut and paste your sight word sentence <b>OR</b> Write your own sentence using the prompt: <i>Come with us to</i></p>	<p><b>Writing</b> Cut and paste your sight word sentence <b>OR</b> Write your own sentence using the prompt: <i>I have a jar of</i></p>	<p><b>Writing</b> Cut and paste your sight word sentence <b>OR</b> Write your own sentence using the prompt: <i>I did</i></p>
<p><b>Reading</b> Log in to your Wushka account and read/ listen to a book.</p>	<p><b>Reading</b> Log in to your Wushka account and read/ listen to a book.</p>	<p><b>Reading</b> Log in to your Wushka account and read/ listen to a book.</p>	<p><b>Reading</b> Log in to your Wushka account and read/ listen to a book.</p>

Take a break!

# Mathematics

Monday	Tuesday	Wednesday	Thursday	Friday
<p><b>Number Songs</b> Check the M Blue Remote Learning page.</p> <p><b>Number</b> Watch and follow along with the video on the M Blue Remote Learning page.</p> <p><b>Number formation</b> Complete your number formation worksheet.</p> <p><b>Maths</b> With a gown up: Practice counting to 30 from any number.</p> <p>Practice counting backwards from 10 or 20.</p>	<p><b>Number Songs</b> Check the M Blue Remote Learning page.</p> <p><b>Number</b> Watch and follow along with the video on the M Blue Remote Learning page.</p> <p><b>Number formation</b> Complete your number formation worksheet.</p> <p><b>Maths</b> With a gown up: Find some small toys or clothes pegs.</p> <p>Count them carefully while pointing to them.</p> <p>Share them with a gown up so you both get the same amount.</p>	<p><b>Number Songs</b> Check the M Blue Remote Learning page.</p> <p><b>Number</b> Watch and follow along with the video on the M Blue Remote Learning page.</p> <p><b>Number formation</b> Complete your number formation worksheet.</p> <p><b>Maths</b> With a gown up: Find 12 small toys or clothes pegs.</p> <p>Count them carefully while pointing to them.</p> <p>Take a piece of paper and fold in half. Can you share your toys between two groups? <i>How many in each group?</i></p> <p>Fold the paper again. Can you share your toys between four groups? <i>How many in each group?</i></p>	<p><b>Number Songs</b> Check the M Blue Remote Learning page.</p> <p><b>Number</b> Watch and follow along with the video on the M Blue Remote Learning page.</p> <p><b>Number formation</b> Complete your number formation worksheet.</p> <p><b>Maths</b> With a gown up: Take your piece of string. Hold it up against yourself. Is it longer or shorter than you?</p> <p>Use your string to find something longer and something shorter than the string.</p>	<p><b>Number Songs</b> Check the M Blue Remote Learning page.</p> <p><b>Number</b> Watch and follow along with the video on the M Blue Remote Learning page.</p> <p><b>Number formation</b> Complete your number formation worksheet.</p> <p><b>Maths</b> With a gown up: Measure yourself again other members of your family.</p> <p><i>Who is the tallest?</i> <i>Who is the shortest?</i> <i>Can your family stand in order from tallest to shortest?</i></p>

## Week 2

### Sound of the week V

---

V v



#### Verbal Cues

Lip & teeth sound

Blow air out

Loud sound

“The lip tickling  
sound”

Long sound

Voice on

#### Tactile Cues

- Touch bottom lip and gently push behind top teeth.
- Place index finger horizontally under bottom lip; feel air on finger.

### Week 2 high frequency words

went	us	of
did	because	

# Daily Calendar Work



The day is:

Monday

Tuesday

Wednesday

Thursday

Friday

The month is:

January

February

March

April

May

June

July

August

September

October

November


December

The date is:

1 2 3 4 5 6 7 8  
9 10 11 12 13 14 15 16  
17 18 19 20 21 22 23 24  
25 26 27 28 29 30 31

The weather is:

sunny



partly cloudy



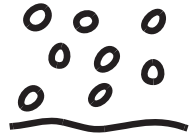
cloudy



raining



snowing



Today I feel:

excited



happy



tired



sad



frustrated





# Sight Word Practice

Read it.

of

Color it.

of

Trace it with a pencil.

of

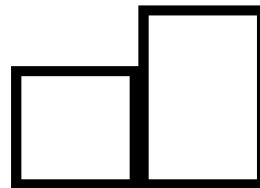
Trace it with a crayon.

of

Find it.

because	went	of
went	of	of
went	us	us

Box it.



Use it in a sentence.

\_\_\_\_\_

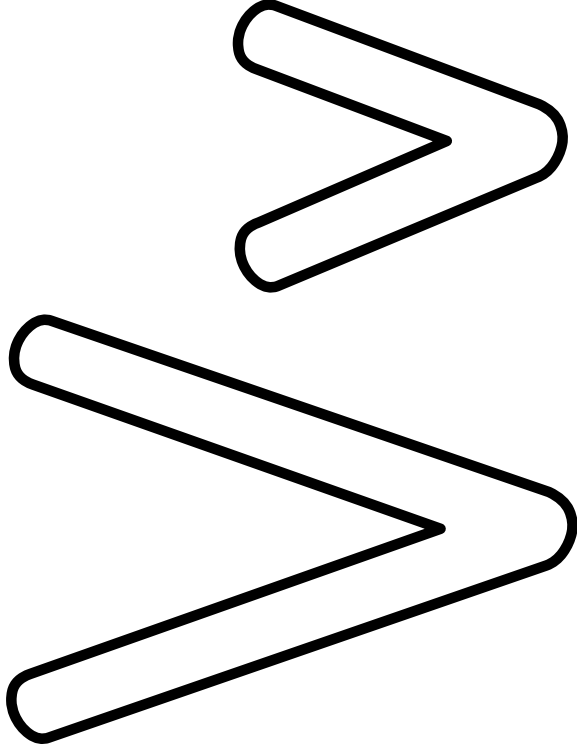
-----

\_\_\_\_\_



-----

\_\_\_\_\_



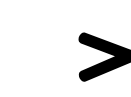


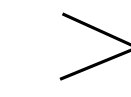

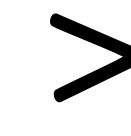
# All About Letter



By: Miss Helen's Hippos



Name: \_\_\_\_\_

							
---	---	---	---	--	---	---	---



Name:

**went**



**Read the following sentence:**

I went home.



**Write the sentence.**

---

---

---



**Draw a picture of the sentence.**

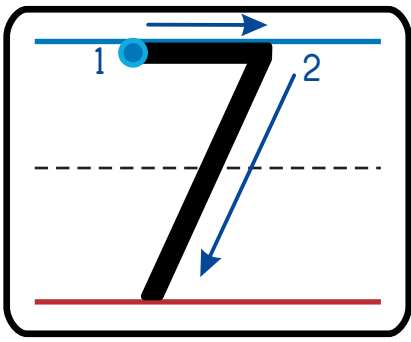


**Cut and paste the word cards in correct order.**

--	--	--



went	I	home.
------	---	-------

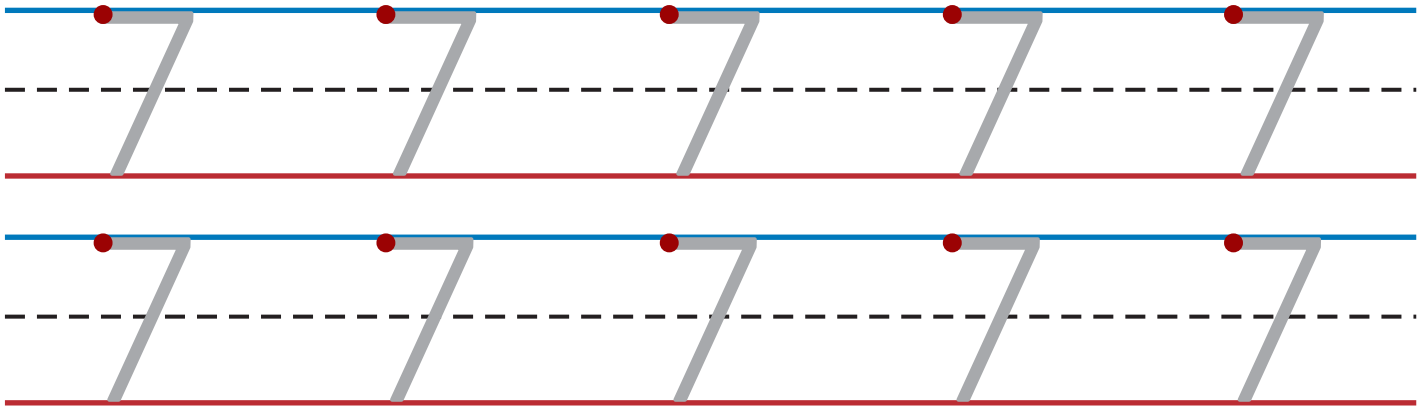


Name:



**seven**

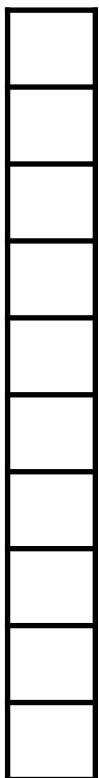
Trace the number 7:





Write the missing number:

<b>1</b>	<b>2</b>	<b>3</b>	<b>4</b>	<b>5</b>	<b>6</b>		<b>8</b>	<b>9</b>	<b>10</b>
----------	----------	----------	----------	----------	----------	--	----------	----------	-----------

Color 7:



How many fingers are there?



# Daily Calendar Work



The day is:

Monday

Tuesday

Wednesday

Thursday

Friday

The month is:

January

February

March

April

May

June

July

August

September

October

November


December

The date is:

1 2 3 4 5 6 7 8  
9 10 11 12 13 14 15 16  
17 18 19 20 21 22 23 24  
25 26 27 28 29 30 31

The weather is:

sunny



partly cloudy



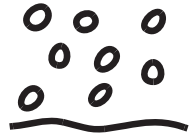
cloudy



raining



snowing



Today I feel:

excited



happy



tired



sad



frustrated



# Sight Word Practice

Read it.

went

Color it.

went

Trace it with a pencil.

went

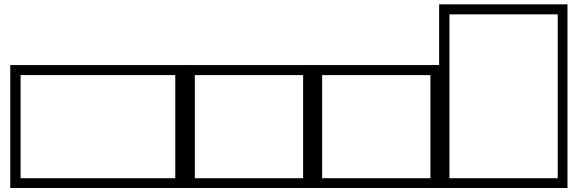
Trace it with a crayon.

went

Find it.

went	of	because
us	went	did
did	of	went

Box it.



Use it in a sentence.

\_\_\_\_\_

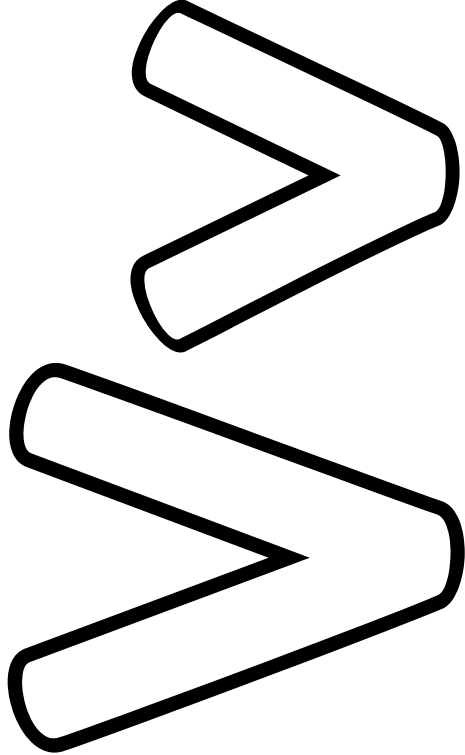
-----

\_\_\_\_\_

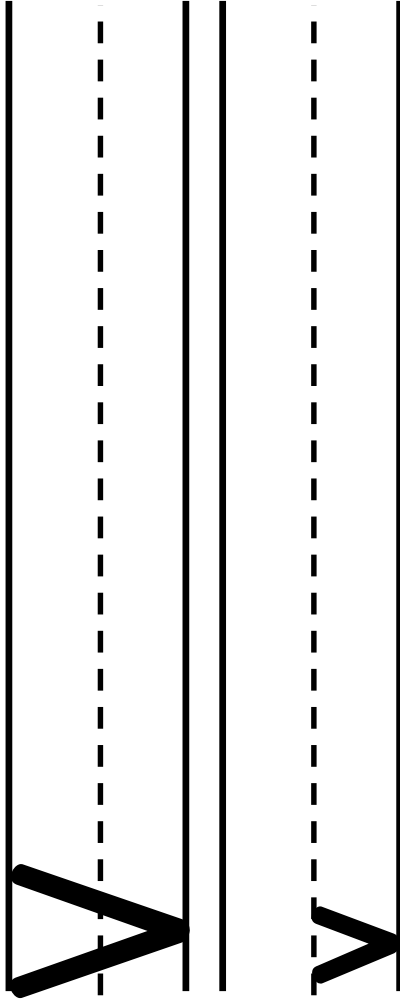
-----

\_\_\_\_\_

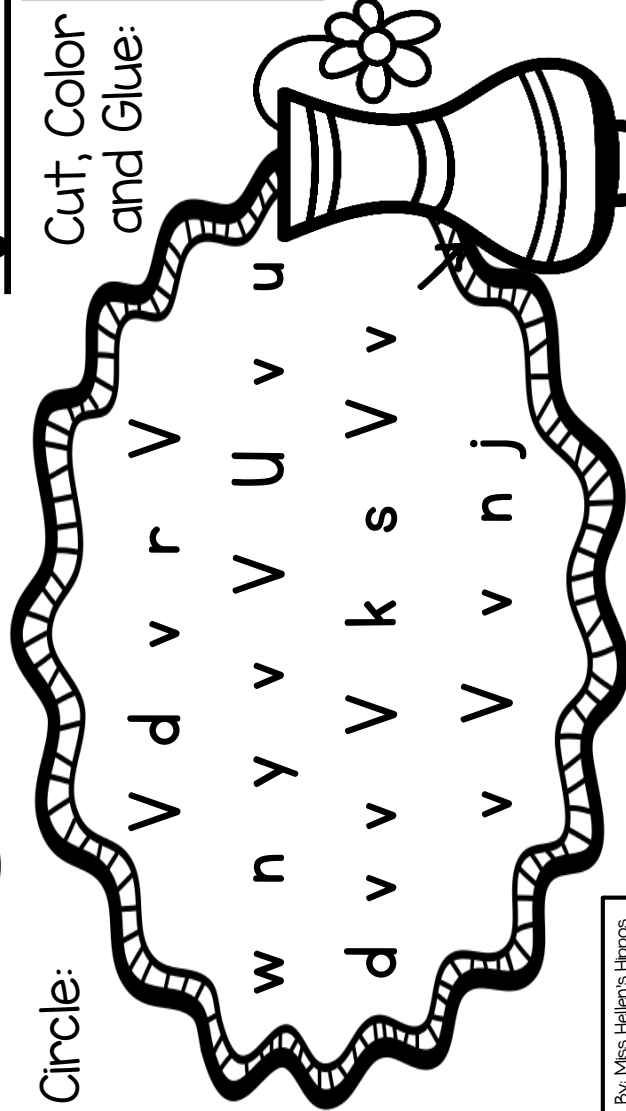
Color:



Print:



Circle:



Cut, Color and Glue:


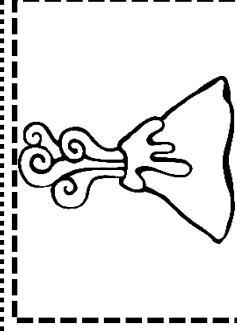

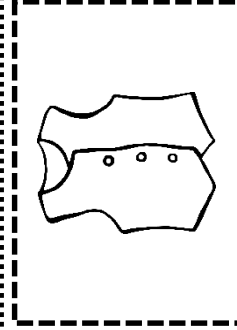
glue picture
vegetables

glue picture
volcano

glue picture
violin

glue picture
vest

By: Miss Hellen's Hippos



Name:

**us**



**Read the following sentence:**

They will find us here!



**Write the sentence.**

\_\_\_\_\_

\_\_\_\_\_

\_\_\_\_\_

\_\_\_\_\_



**Draw a picture of the sentence.**

\_\_\_\_\_

\_\_\_\_\_

\_\_\_\_\_

\_\_\_\_\_

\_\_\_\_\_

\_\_\_\_\_



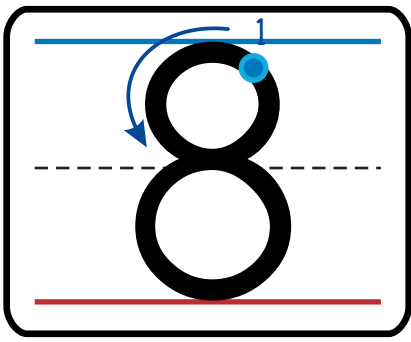
**Cut and paste the word cards in correct order.**

--	--	--	--	--




find	will	us	They	here!
------	------	----	------	-------



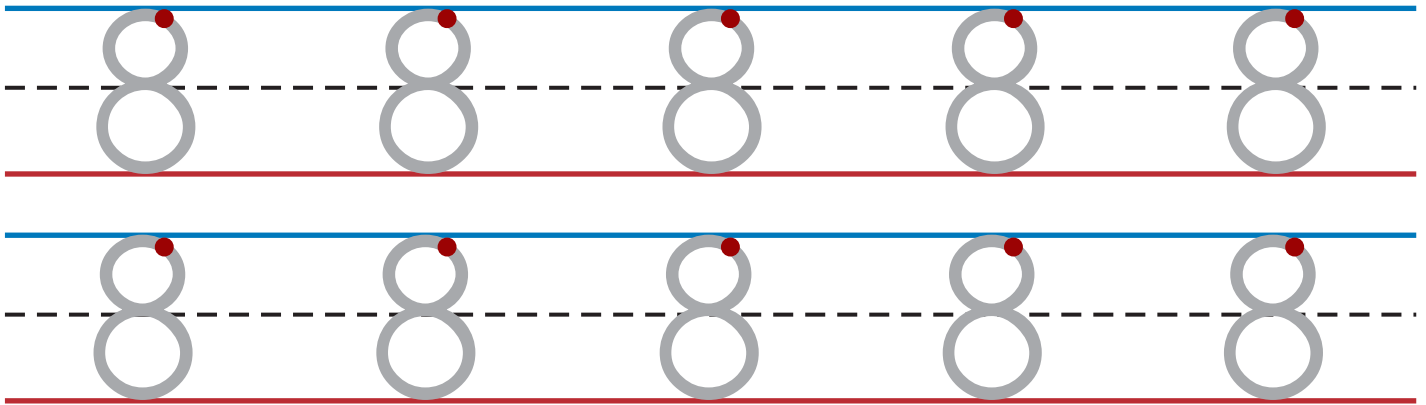


Name:



**eight**

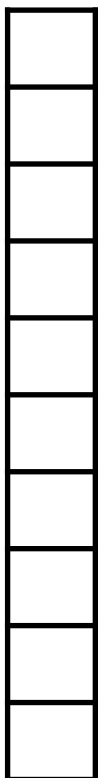
Trace the number 8:





Write the missing number:

<b>1</b>	<b>2</b>	<b>3</b>	<b>4</b>	<b>5</b>	<b>6</b>	<b>7</b>		<b>9</b>	<b>10</b>
----------	----------	----------	----------	----------	----------	----------	--	----------	-----------

Color 8:



How many fingers are there?



# Daily Calendar Work



The day is:

Monday

Tuesday

Wednesday

Thursday

Friday

The month is:

January

February

March

April

May

June

July

August

September

October

November


December

The date is:

1 2 3 4 5 6 7 8  
9 10 11 12 13 14 15 16  
17 18 19 20 21 22 23 24  
25 26 27 28 29 30 31

The weather is:

sunny



partly cloudy



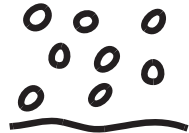
cloudy



raining



snowing



Today I feel:

excited



happy




tired



sad



frustrated



# Sight Word Practice

Read it.

did

Color it.

did

Trace it with a pencil.

did

Trace it with a crayon.

did

Find it.

did	did	went
us	went	because
did	of	us

Box it.



Use it in a sentence.

\_\_\_\_\_

-----

\_\_\_\_\_

-----


\_\_\_\_\_

# Alphabet sort! Vv

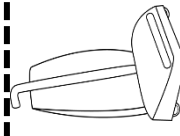
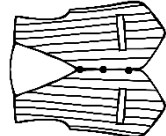
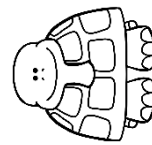
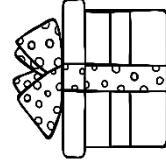
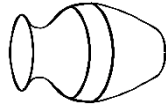
Directions: Cut out the pictures and sort into groups of pictures that start with Vv, and those that don't. Glue into the correct box.

Vv

Not Vv



By: Miss Heileen's Hippos



Name: \_\_\_\_\_

of



**Read the following sentence:**

I had a slice of cake.



**Write the sentence.**



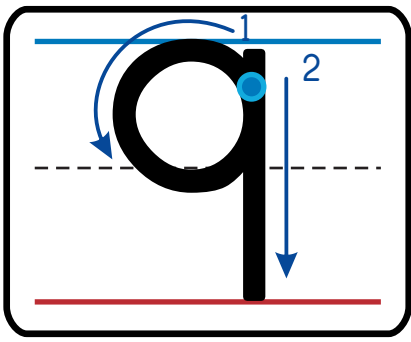
**Draw a picture of the sentence.**




**Cut and paste the word cards in correct order.**

--	--	--	--	--	--

a	cake.	I	of	slice	had
---	-------	---	----	-------	-----

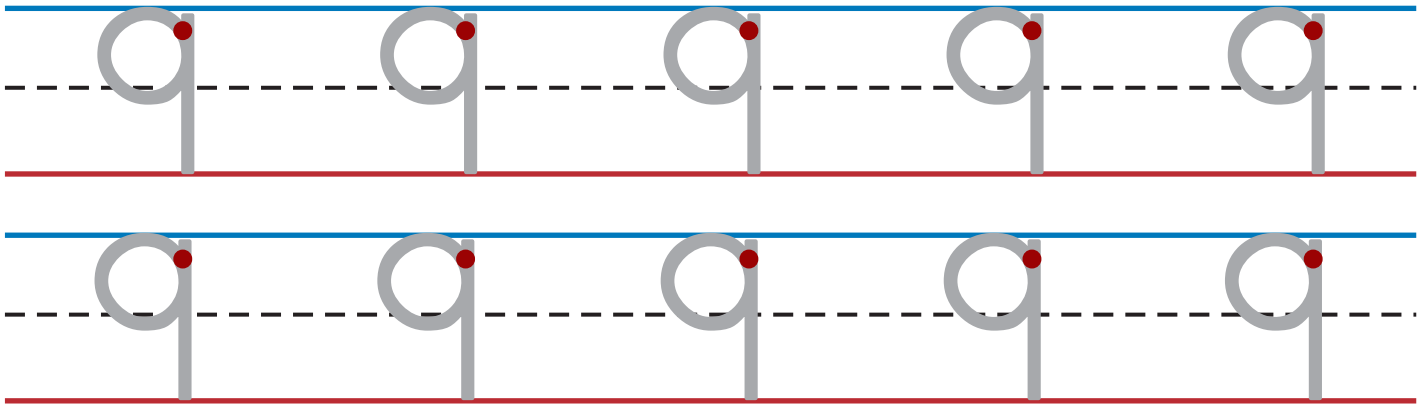


Name:



**nine**

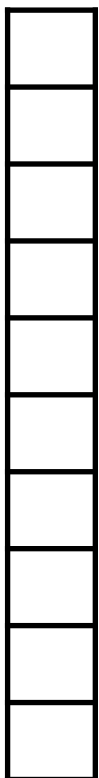
Trace the number 9:





Write the missing number:

1	2	3	4	5	6	7	8		10
---	---	---	---	---	---	---	---	--	----

Color 9:



How many fingers are there?



# Daily Calendar Work



The day is:

Monday

Tuesday

Wednesday

Thursday

Friday

The month is:

January

February

March

April

May

June

July

August

September

October

November


December

The date is:

1 2 3 4 5 6 7 8  
9 10 11 12 13 14 15 16  
17 18 19 20 21 22 23 24  
25 26 27 28 29 30 31

The weather is:

sunny



partly cloudy



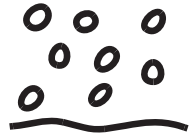
cloudy



raining



snowing



Today I feel:

excited



happy



tired



sad



frustrated



Name: \_\_\_\_\_

Date: \_\_\_\_\_

# Find the Words






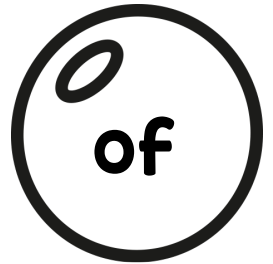


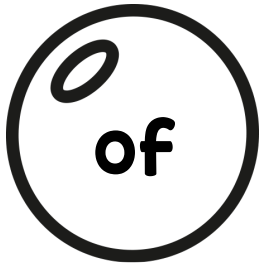
red= went

green= did

yellow= us

purple= because

blue= of





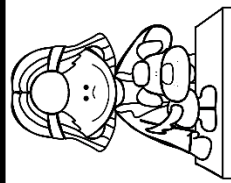
Print:

V


V

Cut and Paste:


et



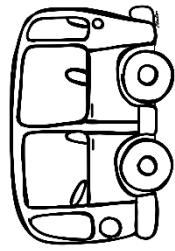
ocano



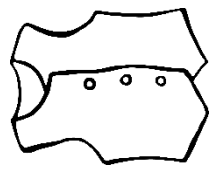
ase




an



est



iolin



v

v

v

v

v

v



Name:

**did**



**Read the following sentence:**

Did you see that pig?



**Write the sentence.**

---

---

---



**Draw a picture of the sentence.**

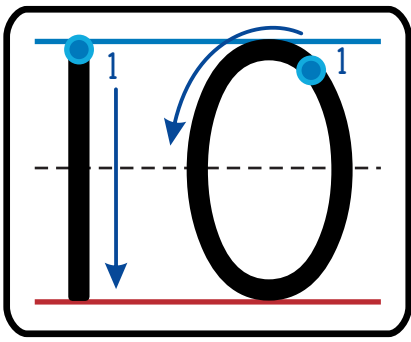


**Cut and paste the word cards in correct order.**


--	--	--	--	--



see	Did	pig?	you	that
-----	-----	------	-----	------

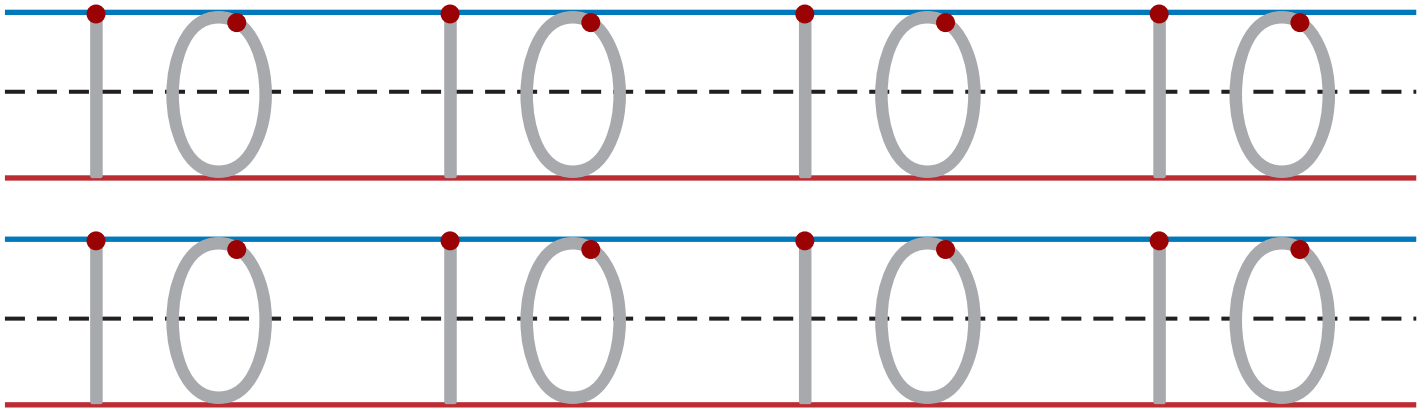


Name:



**ten**

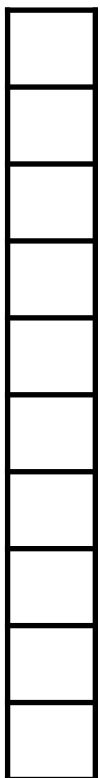
Trace the number 10:




Write the missing number:

<b>1</b>	<b>2</b>	<b>3</b>	<b>4</b>	<b>5</b>	<b>6</b>	<b>7</b>	<b>8</b>	<b>9</b>	
----------	----------	----------	----------	----------	----------	----------	----------	----------	--

Color 10:



How many fingers are there?



# Daily Calendar Work



The day is:

Monday

Tuesday

Wednesday

Thursday

Friday

The month is:

January

February

March

April

May

June

July

August

September

October

November

December

The date is:

1

2

3

4

5

6

7

8

9

10

11

12

13

14

15

16

17

18

19

20

21

22

23

24

25

26

27

28


29

30

31

The weather is:

sunny



partly cloudy



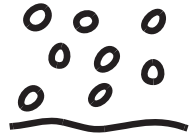
cloudy



raining



snowing



Today I feel:

excited



happy



tired



sad








frustrated



# Match the Words


Name: \_\_\_\_\_

Date: \_\_\_\_\_

 <p>went</p>	 <p>us</p>	 <p>of</p>	 <p>did</p>	 <p>because</p>

of	<i>did</i>	<b>because</b>	<b>went</b>	us
<b>because</b>	<b>Of</b>	did	us	went

Vv



Read:

I play the violin.

Cut and glue:

Four empty rectangular boxes for cutting and pasting.

Write the sentence:

Two sets of handwriting lines (top solid, middle dashed, bottom solid).

Vv (with dotted lines for tracing)



Four boxes containing the words: the, I, play, violin.

Illustrate:

Large empty box with a decorative border for illustration.

Name:

# because



Read the following sentence:

I'm late because of Kim.



Write the sentence.

Handwriting practice lines for writing the sentence.



Draw a picture of the sentence.

Large dashed box for drawing a picture of the sentence.

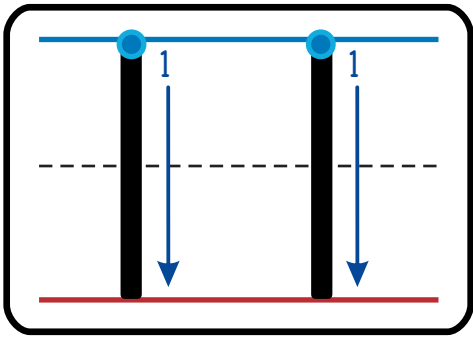


Cut and paste the word cards in correct order.


--	--	--	--	--



of	because	I'm	Kim.	late
----	---------	-----	------	------

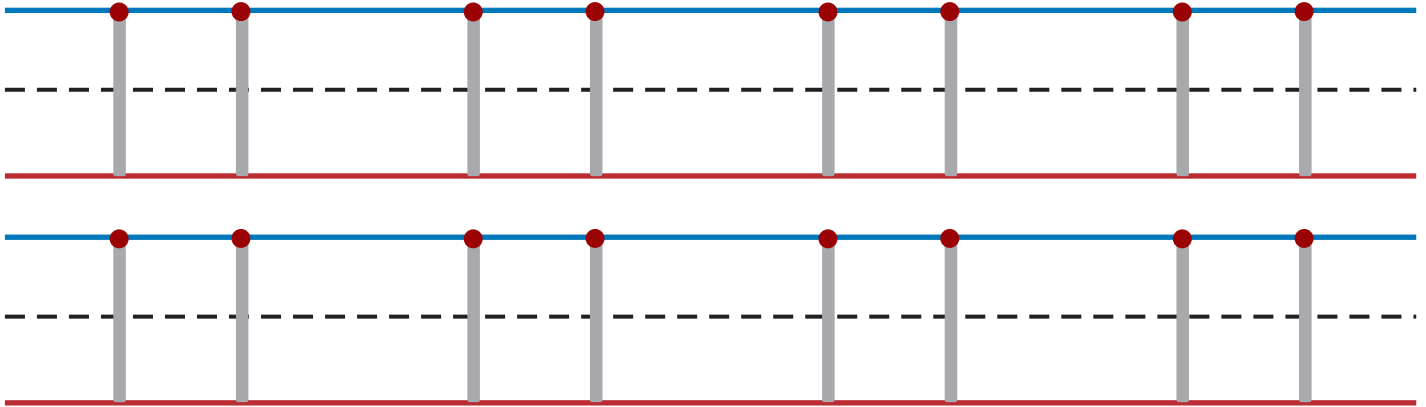


Name:



# eleven

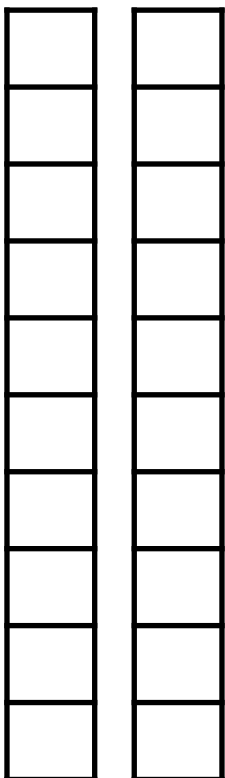
Trace the number 11:



Write the missing number:

	<b>12</b>	<b>13</b>	<b>14</b>	<b>15</b>	<b>16</b>	<b>17</b>	<b>18</b>	<b>19</b>	<b>20</b>
--	-----------	-----------	-----------	-----------	-----------	-----------	-----------	-----------	-----------

Color 11:



How many fingers are there?

