



M-Yellow

**Remote Learning
Pack
Term 3 Week 8
2021**





Dear M-Yellow students and families,

Welcome to week 8 of term 3 learning!

A big thank you for keeping in regular contact either through phone or online for week 8. Your contributions to your child's learning and feedback continues to be valuable and appreciated.

Attached is the timetable and the activities included in the week 8 work pack. This work pack will be available to download from M-Yellow's week 8 class page in case you would like to print more copies of the activities listed. Included on Seesaw will be some online versions of work pack activities, allowing you to choose whether to complete from the work pack or to 'add response' to set 'activities' on Seesaw.

For all video updates, activities, website links and announcements, please continue to look over the school website, M-Yellow's remote learning page and Seesaw.

- 1) To access M-Yellow's week 8 class page, click on **Support Unit**, then **M-Yellow** on the Lethbridge Park Public School website.

Support Unit

← Remote Learning		3-6 Green
Preschool	+	M Blue
Kindergarten	+	M Red
Year 1	+	M Yellow
Year 2	+	

- 2) Click on **Week 8 OR Term 3 Week 8 – Weeks 1 to 7** pages will remain available to access:

Term 3, Week 2
Term 3, Week 3
Term 3, Week 4
Term 3, Week 5
Term 3, Week 6
Term 3, Week 7
Term 3, Week 8
Term 3, Week 9

Below are all the available class weekly web pages. All pages, videos, work packs and updates will remain available to revisit and view during the remote learning period.

Click on either the weekly pages found below, or click on 'Term 3, Week (number)' found to the left of this page to access work packs, videos and regular updates.

[Week 1](#)

[Week 2](#)

[Week 3](#)

[Week 4](#)

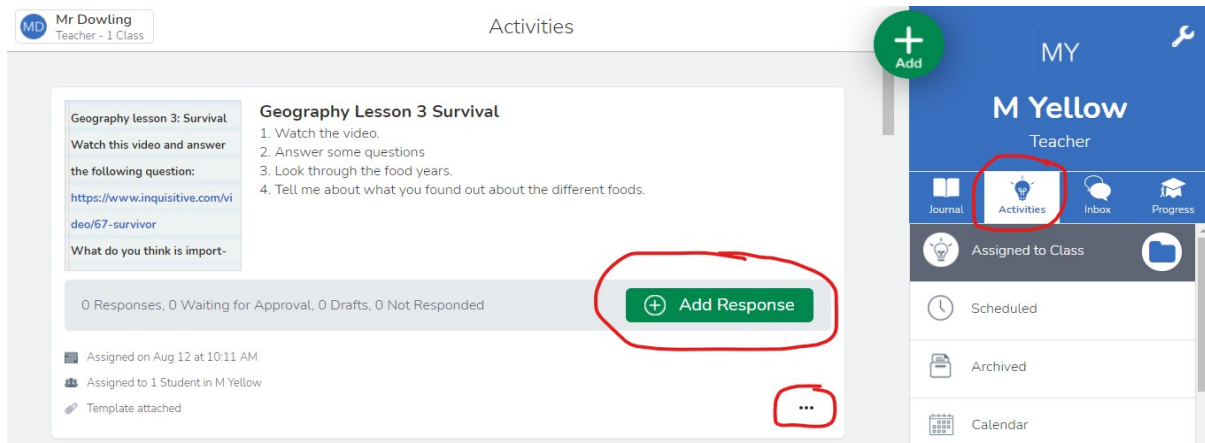
[Week 5](#)

[Week 6](#)

[Week 7](#)

[Week 8](#)

To access Seesaw activities posted, log onto Seesaw and click on **activities**. Activities that require Seesaw to complete (for example: website links for geography lesson 4), can be found here:



Please feel free to keep in regular contact either through email (sean.dowling2@det.nsw.edu.au), Seesaw, or ClassDojo messages for general comments and feedback. Thank you for watching Mr. Hubbert's video updates, reading our class webpage updates and our Seesaw announcements. Thank you again for your continued support in supporting M-Yellow students with their learning this week.

Happy learning for week 8 M-Yellow!

Kind regards,
Mr. Dowling, Ms. Dalton & Miss Kate

M-Yellow classroom teacher, RFF teacher & SLSO

M-YELLOW: REMOTE LEARNING SEQUENCE: TERM 3 WEEK 8 2021

Resources	Mon	Tues	Wed	Thurs	Fri
<p>Timetable: Learning for the day</p> <p>Once all activities are done, mark each day with a tick as completed.</p>					
<ul style="list-style-type: none"> Remove all printable activities from your folder OR printer and place them neatly on your worktable. All learning codes for Seesaw, Literacy Planet, Mathletics and Wushka are available if required. Practise breathing in and out counting to five to get ready to learn! <p style="text-align: center;">MORNING MEETING:</p> <ul style="list-style-type: none"> Good morning M-Yellow! What zone are you in today? Green, blue, yellow, or red? What can we do to stay in the green zone throughout the day? Look at a calendar and say aloud and answer: today's day, date, month, and year. Say aloud and write down into separate paper: Today is _____ (name of the day). The month is _____ (name of the month), the date is _____, 2021. Check out the window near you for the weather. Say aloud and answer: What is today's weather? – is it sunny, cloudy, rainy, foggy? What is the season this week? What will the weather be tomorrow? How many days completed this month? How many days left until this month finishes? Completed every day. 	<p>Work folder with worksheets OR printable copy.</p> <p>Water bottle.</p> <p>Learning codes.</p>				
<ul style="list-style-type: none"> Look over your spelling words and read them aloud as you go. Look out for your name on top of the spelling words sheets – that will be your one to work on this week. Look, cover, write and check all spelling words (complete every day). Monday: cut and sort the words into their separate sections (beginning sounds/letters or consonant/vowel words – check with the THRASS picture chart when sounding out new words). Glue the sort into separate paper. Tuesday: Write silly sentences – choose 3 of your words to write into a sentence. Use the THRASS hotwords chart to assist you with choosing words to start a sentence. Wednesday: Rainbow words of all spelling words (with coloured pencils) into separate paper. Thursday: Crosswords of all spelling words. Your name will be attached to your crossword. Friday: Spelling test – look, cover write and check for all spelling words. Complete one Literacy Planet task (https://www.literacyplanet.com/) on your device using your Literacy Planet login code (one task to complete every day). 	<p>August calendar.</p> <p>September calendar.</p>				
<p>Spelling words sheet and sort.</p> <p>Look, cover, write, check sheet.</p> <p>Literacy Planet log in code.</p> <p>THRASS chart to support sounding out new words.</p>					

M-YELLOW: REMOTE LEARNING SEQUENCE: TERM 3 WEEK 8 2021

<p style="text-align: center;">READING ON WUSHKA:</p> <ul style="list-style-type: none"> Log into Wushka (https://wushka.com.au/login/) on your computer/laptop using your Wushka login code. Read one to two books to yourself or aloud to a family member for 10 minutes. Please record a brief video recording of your reading and send the video to Seesaw (at least 10-20 seconds of reading will be fine). Write down any new or tricky words that you have found on a separate sheet of paper and read them out aloud as best as you can. Choose a tricky word to put into a sentence. Talk about and draw a picture of the main character. Who are they? What are they doing? What kind of person are they? How does the story end? Complete the quiz found soon after completing your story (one quiz per day). Completed every day. Log into Storyline Online (https://storylineonline.net/) OR Storybox Library (https://storyboxlibrary.com.au/) to listen to a story of your choice – while having your crunch and sip, stretch out and move about! 	<p>Wushka log in code. Readers available on Wushka online. Storyline Online website. Storybox Library website.</p>		
<p style="text-align: center;">WRITING:</p> <ul style="list-style-type: none"> Practise completing and correcting brief sentences with boundaries and speech marks: Monday – Go to the activity: sentence boundaries and follow the instructions. Tuesday – Go to the activity: spelling correcting and follow the instructions. Wednesday – Go to the activity: adverbs 1 and follow the instructions. Thursday – Go to the activity: adverbs 2 and follow the instructions. Friday – Go to the activity: story sequencing and follow the instructions. Roll a sentence – Roll 2 dice (5 times) and use the numbers to help you write your sentence. Write on the next page and draw a picture for your sentence. E.g. I rolled a 2,2,2,2 and 2 – My sentence is: the hairy monster will hide under the bed to scare someone 	<p>Writing pages – Monday, Tuesday, Wednesday, Thursday, Friday. Roll a sentence activity.</p>		
<p>Maths (number, measurement/data/time AND one Mathletics task online):</p> <ul style="list-style-type: none"> Complete one number task & one measurement/data/time task per day: Monday number – Go to the activity: dividing number groups 1 and follow the instructions. Monday measurement – Go to the activity: measure in centimetres 1 and follow the instructions. Tuesday number – Go to the activity: dividing number groups 2 and follow the instructions. Tuesday measurement – Go to the activity: measure in centimetres 2 and follow the instructions. Wednesday number – Go to the activity: sharing into equal groups 1 and follow the instructions. Wednesday time – Go to the activity: time match o'clock OR half past and follow the instructions. Thursday number – Go to the activity: sharing into equal groups 2 and follow the instructions. 	<p>Maths tasks – Monday, Tuesday, Wednesday, Thursday, Friday. Mathletics log in code.</p>		

M-YELLOW: REMOTE LEARNING SEQUENCE: TERM 3 WEEK 8 2021

<ul style="list-style-type: none"> • Thursday measurement – Go to the activity: mapping: character placement and follow the instructions. • Friday number – Go to the activity: greater than/less than OR division word problems and follow the instructions. • Friday time - Go to the activity: time riddles and follow the instructions. • Complete one Mathematics task (https://www.mathletics.com.au/) on your device using your Mathematics login code (one task to complete every day). 					
<p>GEOGRAPHY (WITH MS DALTON) – Finish and send to Seesaw by this Friday.</p> <ul style="list-style-type: none"> • Ms Dalton has a geography activity for M-Yellow to complete. See 'Geography lesson 4 with Ms Dalton', follow the instructions and take a photo of your completed work to share on Seesaw. • The activity with video links and web links to search for, is found under activities page: 'Geography Lesson 4' on Seesaw. • Ms. Dalton's video is also available to watch on M-Yellow's 'Term 3 Week 8' web page. <p style="text-align: center;">End of Day Learning – Work Pack & Seesaw:</p> <ul style="list-style-type: none"> • Mindfulness colouring in and tangram puzzles – included at the end of the work pack. Available to complete on Seesaw. • Seesaw activities – new learning tasks and online versions of work pack activities are available to complete on Seesaw. Look onto Seesaw and click on 'activities' to search through the list. The list of activities will continue to be available for this week. • Free choice of Scratch (coding - https://scratch.mit.edu/) or PowerPoint (presentation - https://www.office.com/) on your technology device – 10 to 15 minutes on either choice. 	<p>Geography lesson 4 with Ms. Dalton activity (in work pack and Seesaw).</p>				

2021 AUGUST

SUNDAY	MONDAY	TUESDAY	WEDNESDAY	THURSDAY	FRIDAY	SATURDAY
29	30	31	1	2	3	4

2021 SEPTEMBER

SUNDAY	MONDAY	TUESDAY	WEDNESDAY	THURSDAY	FRIDAY	SATURDAY
29	30	31	1	2	3	4
5	6	7	8	9	10	11
12	13	14	15	16	17	18
19	20	21	22	23	24	25
26	27	28	29	30	1	2

Use this calendar checklist when checking the day, date, month, and weather every day.

Daily Calendar Work



The day is:

Monday Tuesday Wednesday Thursday Friday

The month is:

January February March
April May June
July August September
October November December

The date is:

1 2 3 4 5 6 7 8
9 10 11 12 13 14 15 16
17 18 19 20 21 22 23 24
25 26 27 28 29 30 31

The weather is:

sunny



partly cloudy



cloudy



raining



snowing



Today I feel:

excited



happy



tired



sad



frustrated

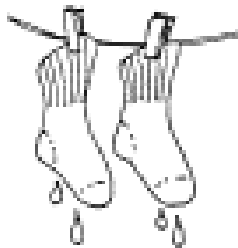


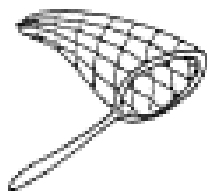





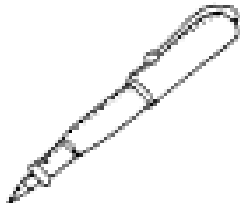


-et	-eg	-en
net	beg	men
jet	leg	ten
pet	peg	hen
wet		pen

Spelling Words – Mason, Tyler

SORT 10 et, eg, and en Families with Words and Pictures

© 2009

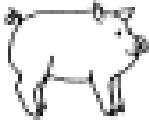




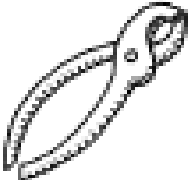


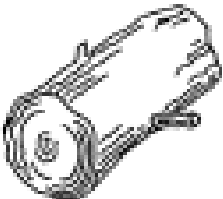







net	peg	jet	hen
pen	pet	beg	wet
leg	ten	men	
10			
			
			

Copyright © 2009 Pearson Education Inc. Reproduction is permitted for classroom only.

p-	l-	pl-
pig	lamp	plus
pail	lock	plug
pin	log	plum
pie	leaf	plant
pan	letter	plate
		plane
		plus

Spelling Words – Makayla, Nichcha

SORT 21 *p, l, and pl Blend*

<p>p </p>	<p>l </p>	<p>pl $2+1=3$</p>
		
		
		
		
	<p>$2+2=4$</p>	

Copyright © 2009 Pearson Education Inc. Reproduction is permitted for classroom only.

Spelling Sort – Makayla, Nichcha

ck - end sound	ke - end sound	k - end sound
kick	take	took
sick	bike	shook
lock	shake	cook
duck	spoke	look
pack	duke	book
lick	strike	
sock	smoke	
truck	like	

Spelling Words – Rohan, Travis

SORT 12 Final /k/ Sound Spelled -ck, -ke, or -k

-ck	-ke	-k
kick	take	took
bike	sick	lock
shook	shake	duck
duke	spoke	pack
strike	cook	lick
sock	smoke	look
truck	like	book

Copyright © 2009 Pearson Education Inc. Reproduction is permitted for classroom only.

Spelling Sort – Rohan, Travis

For all spelling groups: Use this page to cut and paste your spelling sorts here.

Know Your Words!

Makayla/Nichcha – Spelling Words

Name _____



Words	Monday	Tuesday	Wednesday	Thursday	Friday
pig					
lamp					
plus					
pail					
lock					
plug					
pin					
log					
plum					
pie					
leaf					
plant					
pan					
letter					
plate					
plane					
plus					

Know Your Words!

Rohan/Travis – Spelling Words

Name _____




Words	Monday	Tuesday	Wednesday	Thursday	Friday
kick					
take					
took					
sick					
bike					
shook					
lock					
shake					
cook					
duck					
spoke					
look					
pack					
duke					
book					
lick					
strike					
sock					
smoke					
truck					

Use and reprint this when drawing and describing your main character in your chosen WUSHKA story.

Name: _____

Crossword - Mason & Tyler



Find the following words in the puzzle.
Words are hidden → and ↓ .

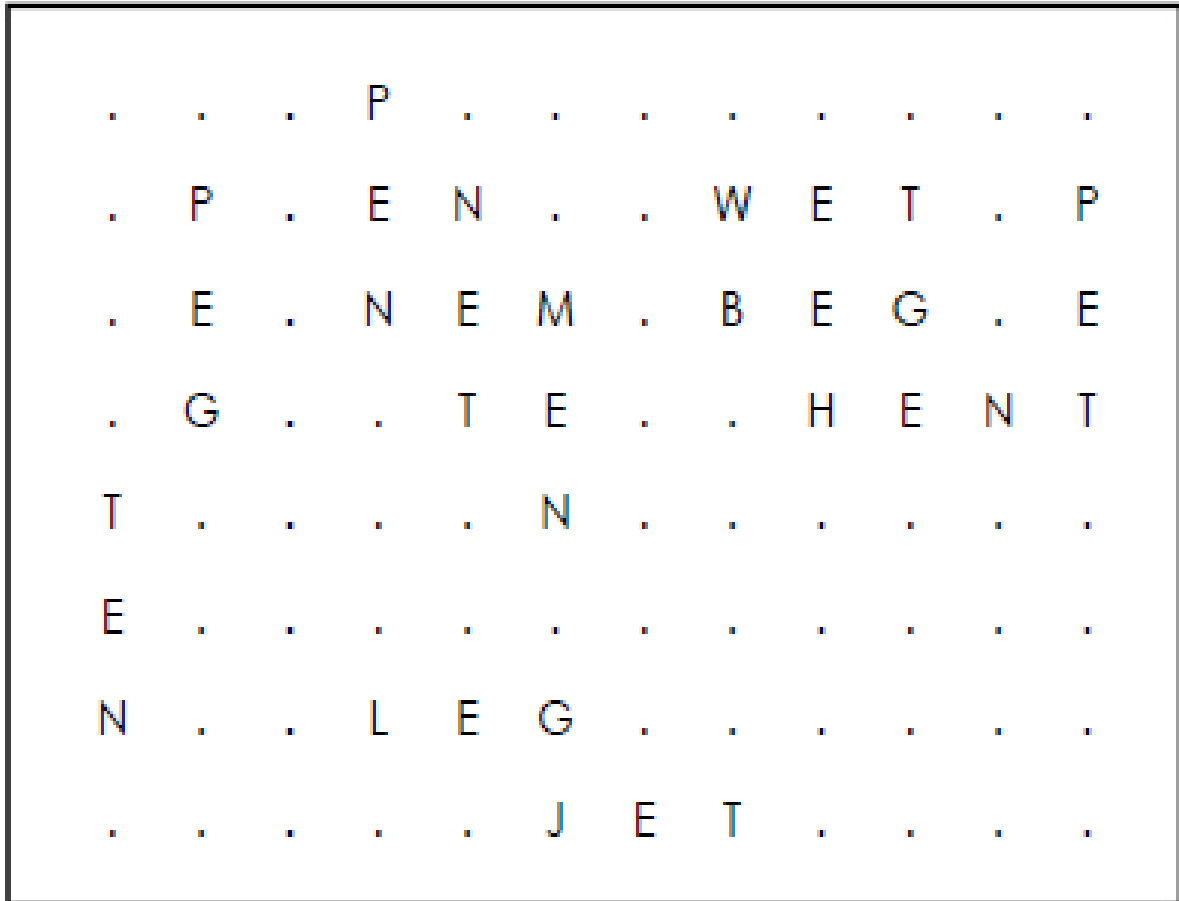
BEG
HEN
JET
LEG

MEN
NET
PEG
PEN

PET
TEN
WET

SOLUTION

Crossword - Mason & Tyler



Word directions and start points are formatted: (Direction, X, Y)

BEG (E,8,3)

MEN (S,6,3)

PET (S,12,2)

HEN (E,9,4)

NET (S,5,2)

TEN (S,1,5)

JET (E,6,8)

PEG (S,2,2)

WET (E,8,2)

LEG (E,4,7)

PEN (S,4,1)

Name: _____

Crossword - Makayla & Nichcha

D	O	M	W	Z	V	Z	P	X	P	Y	G	D	O	Y	Y	D	F
X	U	A	Q	P	Q	A	L	W	Y	L	P	L	A	T	E	P	H
S	X	L	D	L	K	H	P	O	F	Z	U	X	P	L	U	M	L
S	F	K	L	A	K	Z	S	L	G	H	Z	G	N	C	B	N	K
S	P	P	L	N	F	P	P	P	A	F	T	L	C	S	Z	J	T
T	L	H	E	E	C	P	A	N	I	N	E	M	O	V	J	O	C
B	U	T	T	F	D	I	R	I	G	G	T	I	K	C	X	H	Z
W	S	X	T	L	K	Q	P	P	L	A	B	G	N	W	K	P	P
I	Z	J	E	A	V	Q	Z	L	Y	E	A	U	U	Z	B	C	I
W	Q	U	R	M	Q	S	C	M	U	G	R	N	U	K	W	N	E
Q	G	Q	Z	P	I	Z	J	J	Q	S	Y	G	V	S	W	J	W
H	I	S	K	J	I	V	V	L	E	A	F	A	P	I	N	T	K

Find the following words in the puzzle.

Words are hidden → ↓ and ↘ .

LAMP

LEAF

LETTER

LOCK

LOG

PAIL

PAN

PIE

PIG

PIN

PLANE

PLANT

PLATE

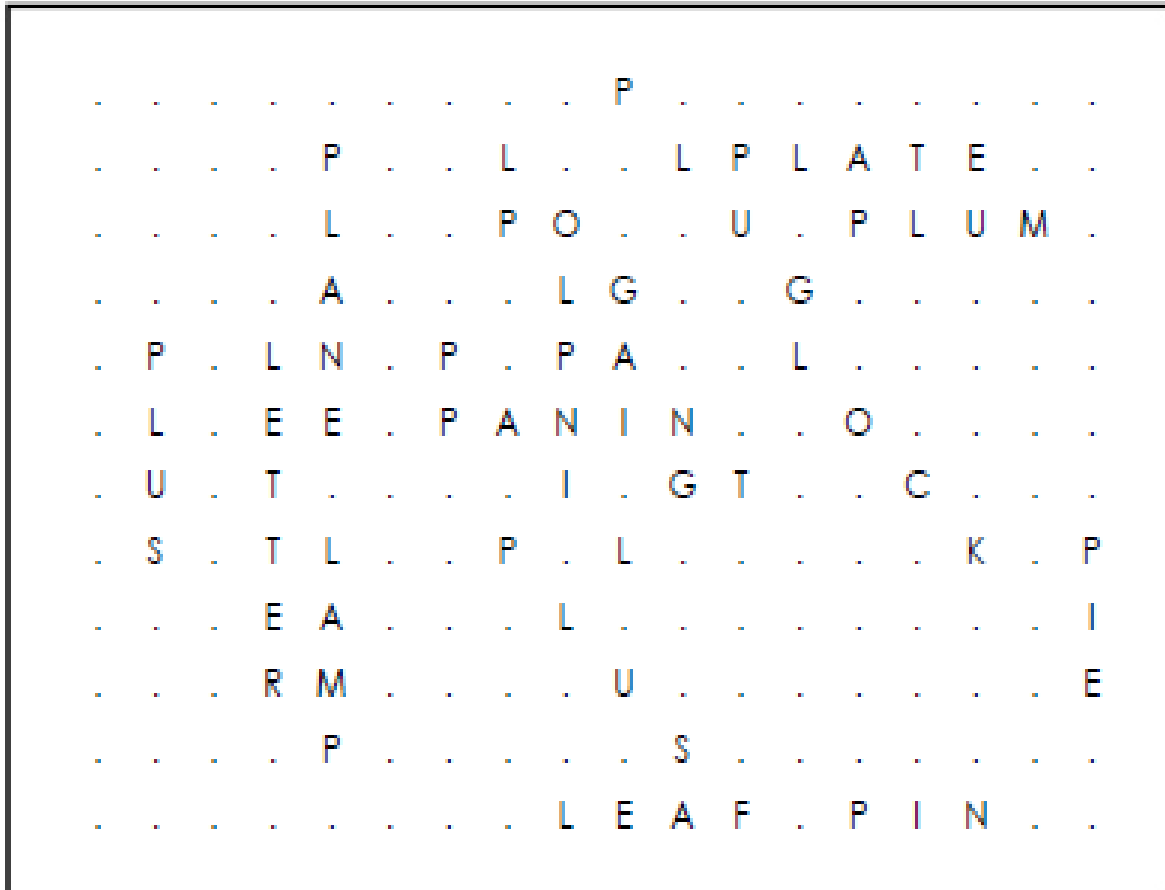
PLUG

PLUM

PLUS

SOLUTION

Crossword - Makayla & Nichcha



Word directions and start points are formatted: (Direction, X, Y)

LAMP (S,5,8)

LEAF (E,9,12)

LETTER (S,4,5)

LOCK (SE,13,5)

LOG (SE,8,2)

PAIL (SE,7,5)

PAN (E,7,6)

PIE (S,18,8)

PIG (SE,9,5)

PIN (E,14,12)

PLANE (S,5,2)

PLANT (SE,8,3)

PLATE (E,12,2)

PLUG (SE,10,1)

PLUM (E,14,3)

PLUS (S,2,5)

Name: _____

Crossword - Rohan & Travis

W	K	K	H	I	U	I	F	S	W	O	B	M	S	Y	J	J	L
O	E	I	C	H	Z	K	O	R	P	Y	A	P	S	L	N	Y	O
D	Y	C	K	W	B	I	K	E	Q	O	W	P	U	H	O	G	V
U	A	K	P	W	D	P	Z	Y	D	P	K	J	S	C	A	C	W
C	L	O	O	K	S	T	R	U	C	K	A	E	O	K	O	K	K
K	S	V	L	M	A	E	S	E	G	Y	Z	C	C	Y	W	O	E
S	Y	T	L	I	Y	H	K	D	U	K	E	U	K	O	F	A	K
I	N	H	R	I	C	E	S	M	O	K	E	S	H	O	O	K	K
C	R	J	N	I	K	K	G	J	J	X	M	L	W	W	N	J	Q
K	S	Q	Y	Q	K	E	C	E	C	B	O	O	K	L	E	C	F
O	T	H	N	N	L	E	U	T	A	K	E	V	K	T	Z	R	P
H	B	D	P	I	W	L	T	O	O	K	M	X	B	U	J	O	N

Find the following words in the puzzle.

Words are hidden → ↓ and ↘ .

BIKE

BOOK

COOK

DUCK

DUKE

KICK

LICK

LIKE

LOCK

LOOK

PACK

SHAKE

SHOOK

SICK

SMOKE

SOCK

SPOKE

STRIKE

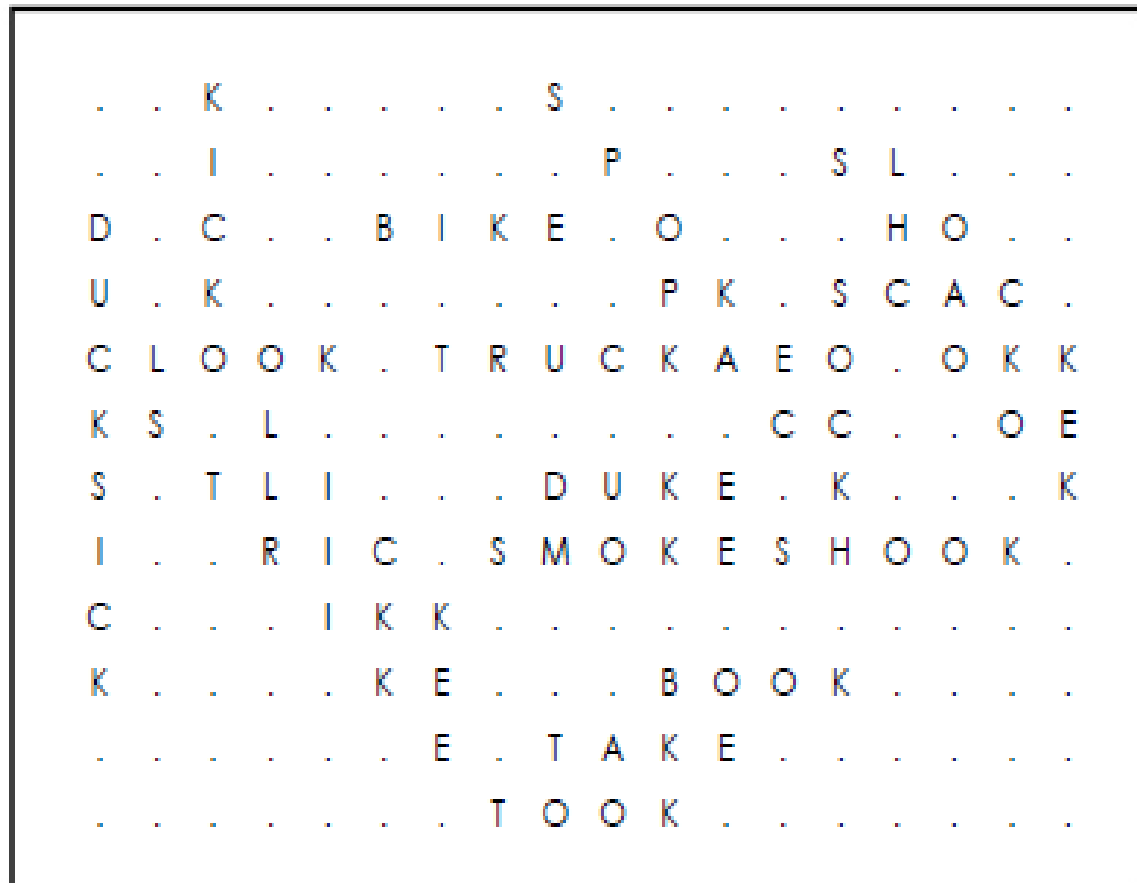
TAKE

TOOK

TRUCK

SOLUTION

Crossword - Rohan & Travis



Word directions and start points are formatted: (Direction, X, Y)

BIKE (E,6,3)

BOOK (E,11,10)

COOK (SE,15,4)

DUCK (S,1,3)

DUKE (E,9,7)

KICK (S,3,1)

LICK (SE,4,6)

LIKE (SE,4,7)

LOCK (SE,15,2)

LOOK (E,2,5)

PACK (SE,11,4)

SHAKE (SE,14,2)

SHOOK (E,13,8)

SICK (S,1,7)

SMOKE (E,8,8)

SOCK (S,14,4)

SPOKE (SE,9,1)

STRIKE (SE,2,6)

TAKE (E,9,11)

TOOK (E,8,12)

TRUCK (E,7,5)

Sentence boundaries – Monday 30th August 2021

Every sentence must begin with a capital letter. Every sentence must end with a full stop . a question mark ? or an exclamation mark !

The paragraph below has 2 sentences. These sentences are missing the sentence boundaries. Rewrite them correctly. The first one has been done for you.

1. i have a big dog named spot he likes to chew on the blue toy bone
i have a big dog named Spot. He likes to chew on the blue toy bone.

2. there is a tall tree in our backyard i like to climb it on the weekend

3. mum bought me a new toy on the internet it came after one week

Spelling correcting - Tuesday 31st August 2021

Correctly spelling words is important in your writing. When a word is spelled incorrectly it can make it hard for the reader to understand the message.

These sentences all have one word spelled incorrectly. Rewrite them correctly. The first one has been done for you.

1. "Wud you like to play inside or outside?" Mum asked.

"Would you like to play inside or outside?" Mum asked.

2. My best friend cam to my house yesterday.

3. I wont the chocolate ice-cream, not the strawberry one.

4. "You shood finish all of your schoolwork each day," Dad said.

5. "Cud you please help me with my maths?" I asked Mum.

Adverbs 1 – Wednesday 1st September 2021

An adverb describes a verb. It adds more detail to the verb. It tells us how the action was done. This makes the sentence more interesting. Adverbs are great for improving your writing!

Circle the **adverb** in each of the sentences. Then rewrite the sentence.

1. I **quietly** snuck into the kitchen to get a cookie.

I quietly snuck into the kitchen to get a cookie.

2. I quickly finished my chores so I could play.

3. When I scored the goal the crowd clapped loudly.

4. My brother splashed noisily in the bath.

5. The class quietly stood in two, straight lines..

Adverbs 2 – Thursday 2nd September 2021

An adverb describes a verb. It adds more detail to the verb. It tells us how the action was done. This makes the sentence more interesting. Adverbs are great for improving your writing!

These sentences are all missing an adverb. Choose an adverb from the list that best fits the sentence. The first one has been done for you.

<i>firmly</i>	<i>cheerfully</i>	<i>loudly</i>
<i>rarely</i>	<i>daily</i>	<i>carefully</i>

1. The teacher firmly disciplined the students.
2. The student _____ said hello to his teacher.
3. You should read _____ to get better.
4. My little brother is _____ naughty.
5. Mark is talking _____ so I can't concentrate.
6. Jim is writing _____ to keep his work neat.

Story sequencing – Friday 3rd September 2021

Name _____ Sequencing



The Hungry Caterpillar

Once there was a very tiny caterpillar. She inched her way up a tree looking for food. When she reached a leaf, she took a small bite. Then she took a bigger bite. Then she took an even bigger bite! Soon, the leaf was gone, and the caterpillar moved to the next leaf. She ate that leaf, and the leaf beside that, and the leaf beside that, and she grew bigger and bigger and bigger. One day, though, the caterpillar stopped eating. She hung from the tree and spun a cocoon around herself, and went to sleep. For many days she slept. Then one day she awoke and came out of the cocoon. Only she was no longer a caterpillar — she was now a beautiful butterfly!

Put the story events in order.

- _____ The caterpillar takes a small bite of a leaf.
- _____ The caterpillar eats many leaves.
- _____ The caterpillar stops eating.
- _____ The caterpillar takes a bigger bite.
- _____ The caterpillar inched up a tree, looking for food.
- _____ The caterpillar spins a cocoon.
- _____ The caterpillar eats a whole leaf.
- _____ The caterpillar becomes a butterfly.




ANSWERS

- 2 The caterpillar takes a small bite of a leaf.
- 5 The caterpillar eats many leaves.
- 6 The caterpillar stops eating.
- 3 The caterpillar takes a bigger bite.
- 1 The caterpillar inched up a tree, looking for food.
- 7 The caterpillar spins a cocoon.
- 4 The caterpillar eats a whole leaf.
- 8 The caterpillar becomes a butterfly.

Story sequence of 'The Hungry Caterpillar':

- 1) The caterpillar inched up a tree, looking for food.
- 2) The caterpillar takes a small bite of a leaf.
- 3) The caterpillar takes a bigger bite.
- 4) The caterpillar eats a whole leaf.
- 5) The caterpillar eats many leaves.
- 6) The caterpillar stops eating.
- 7) The caterpillar spins a cocoon.
- 8) The caterpillar becomes a butterfly.

Grammar – Roll a Sentence!




Person/Thing		Adjectives		Preposition		Verbs		Place	
2	monster	2	hairy	2	under	2	scare	2	bed
3	puppy	3	cute	3	on	3	play	3	park
4	teacher	4	happy	4	in	4	grade	4	classroom
5	chef	5	fat	5	above	5	cook	5	kitchen
6	doctor	6	tall	6	between	6	operated	6	hospital
7	monkey	7	silly	7	over	7	ate	7	tree house
8	clerk	8	skinny	8	near	8	cried	8	store
9	frog	9	green	9	beside	9	leaped	9	pond
10	visitor	10	suspicious	10	after	10	ask	10	house
11	zebra	11	fast	11	with	11	ran	11	zoo
12	alien	12	strange	12	up	12	traveled	12	earth

Name: _____

Person/Thing	Adjective	Preposition	Verb	Place
--------------	-----------	-------------	------	-------

Illustrate your sentence here:




Write your sentence here:

Handwriting practice lines consisting of a solid top line, a dashed middle line, and a solid bottom line, repeated five times.

Maths (Number) – Monday 30th August 2021

Dividing number groups 1 – video available online

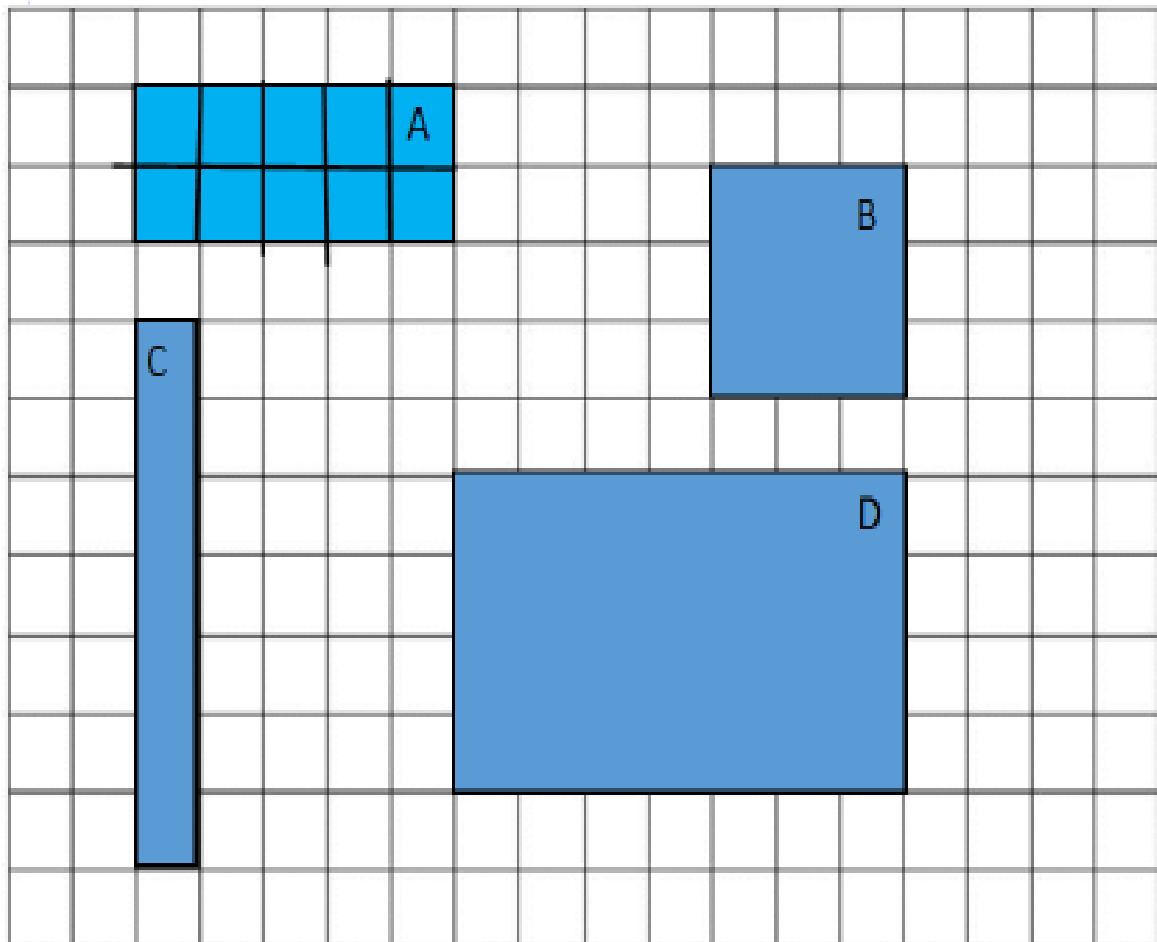
Dividing is sharing an amount into equal groups. For example sharing 10 lollies between 2 people. We are going to be making equal rows of counters and working out how many rows we can make.

<i>Number of counters</i>	<i>Pictures of rows</i>	<i>How many rows?</i>
12 ● <i>In rows of 4</i>		<i>There are 3 rows</i>
10 ● <i>In rows of 5</i>		
6 ● <i>In rows of 3</i>		
14 ● <i>In rows of 7</i>		
16 ● <i>In rows of 4</i>		
20 ● <i>In rows of 5</i>		

Maths (Measurement) – Monday 30th August 2021

Measure in centimetres 1

Draw the grid of each shape and count the squares to measure the area in cm^2 .



Measurement

Shape A = _____

Shape B = _____

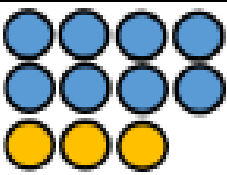
Shape C = _____

Shape D = _____

Maths (Number) – Tuesday 31st August 2021

Dividing number groups 2 – video available online

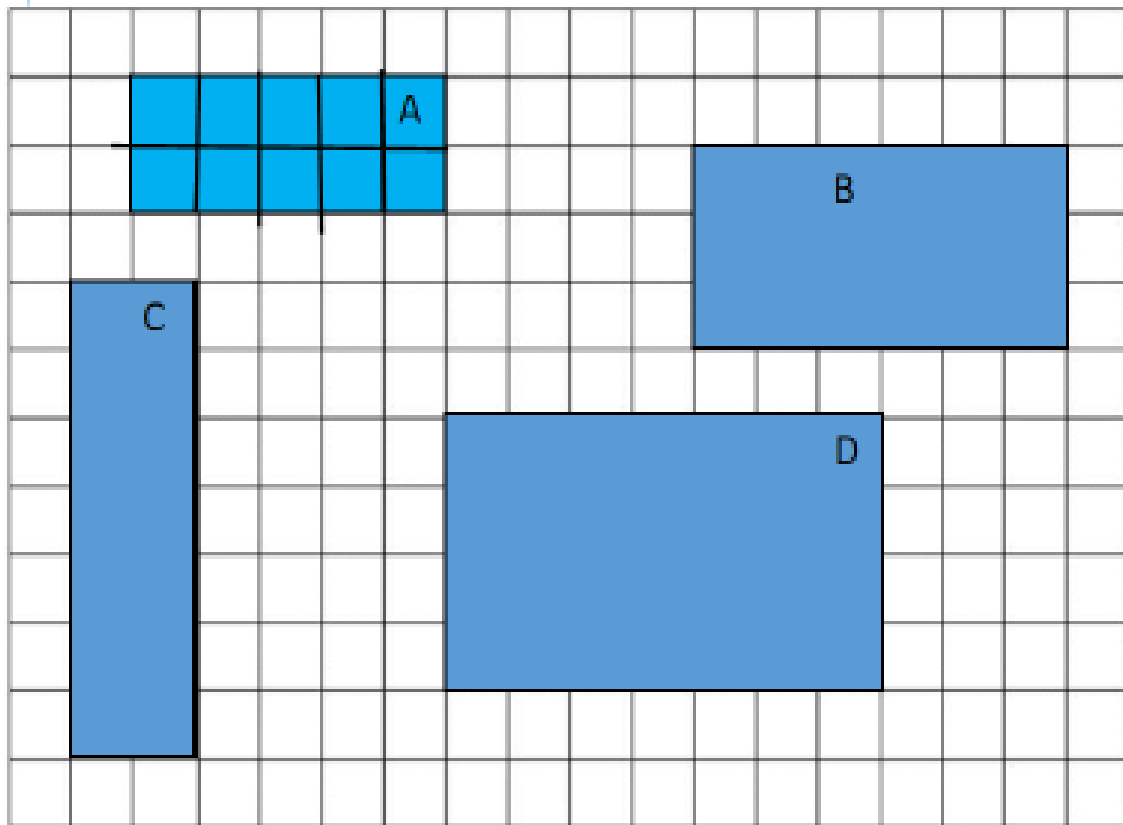
Dividing is sharing an amount into equal groups. Sometimes there is not enough to make equal groups. The amount that is left over is called the remainder. We are going to be making equal rows of counters and working out how many rows we can make. Then we need to work out the remainder left over.

Number of counters	Pictures of rows	How many rows?
11 ● In rows of 4	 <p>The diagram shows 11 blue circular counters arranged in three rows. The first two rows each contain 4 counters, and the third row contains 3 counters.</p>	There are 2 rows There are 3 remainder
12 ● In rows of 5		
8 ● In rows of 3		
19 ● In rows of 7		
13 ● In rows of 4		
20 ● In rows of 5		

Maths (Measurement) – Tuesday 31st August 2021

Measure in centimetres 2

Draw the grid of each shape and count the squares to measure the area in cm^2 . Then order the shapes from smallest to largest area.



Measurement

Shape A = _____

Shape B = _____

Shape C = _____

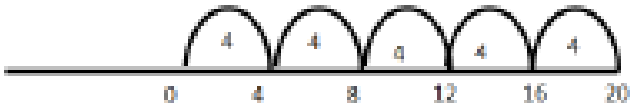
Shape D = _____

Order from smallest to largest:

Maths (Number) – Wednesday 1st September 2021

Sharing into equal groups 1 – video available online

Dividing is sharing an amount into equal groups. We can also represent division as repeated subtraction. We are going to show this on a number line. Keep subtracting 4 wheels for each car until you get to zero. Then count the number of jumps you made. That will tell you how many cars.

Number of wheels	Number line	How many jumps?
There are 20 wheels. How many cars?	 <p>A horizontal number line starting at 0 and ending at 20. Tick marks are placed at intervals of 4, labeled 0, 4, 8, 12, 16, and 20. Five identical arches are drawn above the line, each starting at a tick mark and ending at the next tick mark. Each arch contains the number 4.</p>	5. There are 5 cars
There are 16 wheels. How many cars?		
There are 8 wheels. How many cars?		
There are 12 wheels. How many cars?		
There are 4 wheels. How many cars?		
There are 24 wheels. How many cars?		

Maths (Time) – Wednesday 1st September 2021

Time match (o'clock) - Mason, Tyler, Rohan & Makayla to complete.

Time Match O'clock

Cut and paste the matching times!

11:00



9:00



six o'clock

one o'clock

nine o'clock

2:00



four o'clock



eleven o'clock

five o'clock


6:00



1:00



5:00



4:00

two o'clock

Time match (o'clock & half hour) - Travis & Nichcha to complete.

Time Match
O'clock, Half Past

Cut and paste the matching times!




1:00

1:30

four o'clock

half past 1




half past 11

6:00

2:30



5:30




11:30

4:00

one o'clock

half past 2



six o'clock

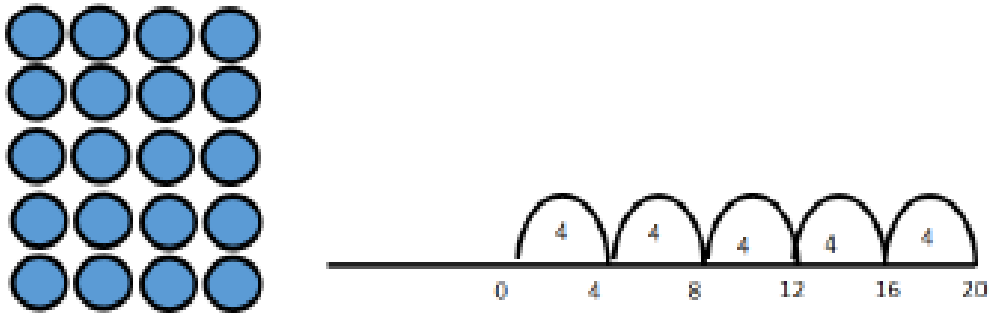
half past 5

Maths (Number) – Thursday 2nd September 2021

Sharing into equal groups 2 – video available online

Dividing is sharing an amount into equal groups. For each question, represent the division as an array and using repeated subtraction and a number line.

1. Divide 20 into groups of 4



There are 5 groups (5 rows and 5 jumps.)

2. Divide 16 into groups of 8

3. Divide 12 into groups of 3

4. Divide 9 into groups of 3

Maths (Measurement) – Thursday 2nd September 2021

Mapping: character placement

Welcome to Corrigan Island!



Key:

Help the animals find their homes. Draw each animal in the empty bubbles above the houses.

Carolina lives west of the forest.

Hans lives between Mt Dobby and the pier.

Bob lives south of the lighthouse.

Gerard lives north of the school.

Mark lives east of a train station.

Jez lives south of the school and east of Corrigan Cove.

Fran lives south of the dolphin watching and west of the waterfall.

Draw a house for yourself on the map!

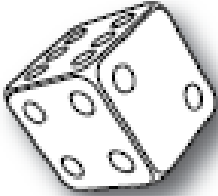
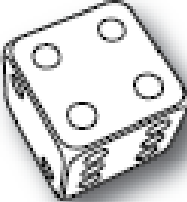


My house is _____ of the _____.


Maths (Number) – Friday 3rd September 2021

Greater than/less than – Mason, Tyler, Makayla & Rohan to complete.

Greater Than Less Than

Roll the dice and write in the the 2 numbers. Write in the correct sign
in the circle. < > or =

<input type="text"/>	<input type="text"/>	<input type="text"/>		<input type="text"/>	<input type="text"/>	<input type="text"/>
<input type="text"/>	<input type="text"/>	<input type="text"/>		<input type="text"/>	<input type="text"/>	<input type="text"/>
<input type="text"/>	<input type="text"/>	<input type="text"/>		<input type="text"/>	<input type="text"/>	<input type="text"/>
<input type="text"/>	<input type="text"/>	<input type="text"/>		<input type="text"/>	<input type="text"/>	<input type="text"/>
<input type="text"/>	<input type="text"/>	<input type="text"/>		<input type="text"/>	<input type="text"/>	<input type="text"/>
<input type="text"/>	<input type="text"/>	<input type="text"/>		<input type="text"/>	<input type="text"/>	<input type="text"/>
<input type="text"/>	<input type="text"/>	<input type="text"/>		<input type="text"/>	<input type="text"/>	<input type="text"/>
<input type="text"/>	<input type="text"/>	<input type="text"/>		<input type="text"/>	<input type="text"/>	<input type="text"/>




Greater
than

Remember,
I always eat the largest
number!

$$25 > 7$$



Less
than



I don't like eating
small numbers!

$$17 < 62$$



Division word problems – video available online

Travis and Nichcha to complete.

Solve the division word problems. Use an array or repeated subtraction. You can draw a picture to help you as well.

1. There are 5 children in a team. How many teams could you make with 40 children?

2. There are 60 worms in a bucket. They are shared between 5 worm farms. How many worms are in each farm?

3. There are 45 chairs in rows of 5. How many rows are there?

4. There are 30 tables in rows of 5. How many rows are there?

Maths (Measurement) – Friday 3rd September 2021

Name _____

Date _____



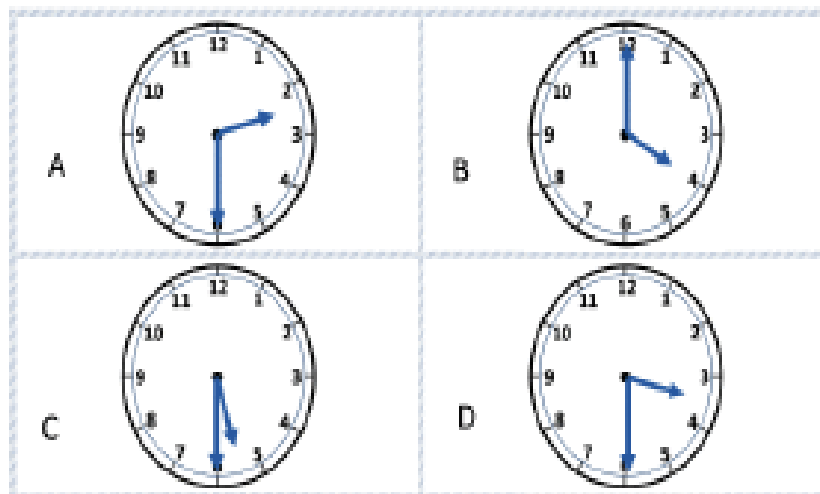
TIME RIDDLES 1A

Use the clues to find the correct clock from the 4 possibilities.

CHALLENGE 1

- I am between 3 o'clock and 6 o'clock.
- I am not an o'clock time.
- I am later than 4 o'clock.

What time am I? _____



CHALLENGE 2

- My big hand does not point to 12.
- I am earlier than 5 o'clock.
- My hour hand is between 2 and 3.

What time am I? _____



Name _____

Date _____



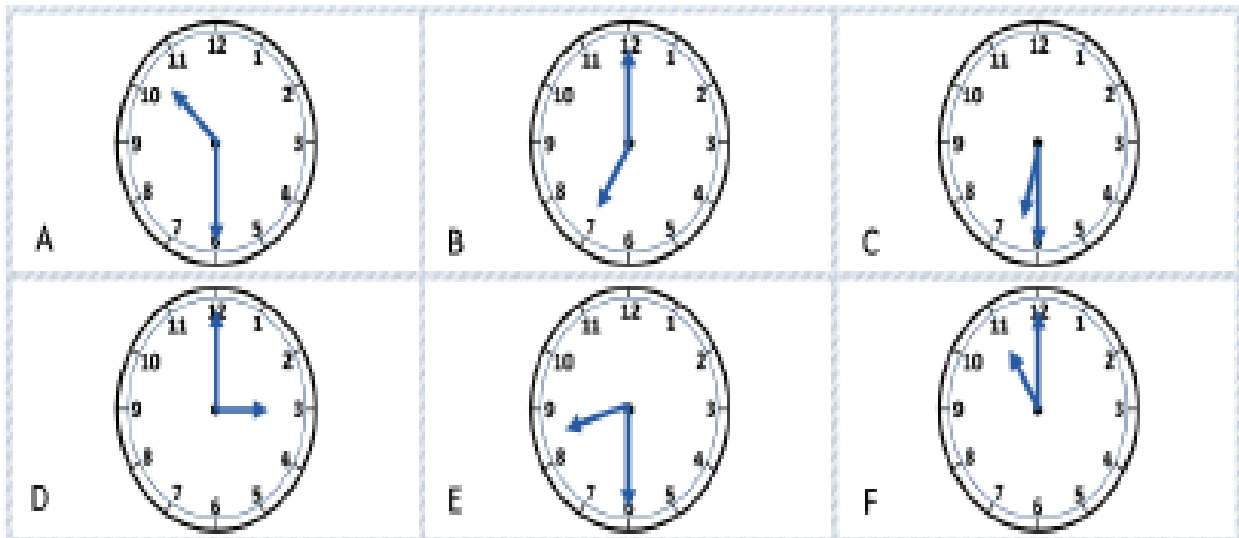
TIME RIDDLES 1 B

Use the clues to find the correct clock from the 6 possibilities.

CHALLENGE 1

- I am between 6 o'clock and 10 o'clock.
- I am not a half-past time.
- My hour is an odd number.

What time am I? _____



CHALLENGE 2

- I am earlier than 10 o'clock.
- I am later than 7 o'clock.
- My big hand points to 6.
- My hour is an even number.

What time am I? _____



Geography lesson 4 with Ms. Dalton

Geography Lesson 4: How do people use the natural environment?

Watch the video about mining: <https://www.inquisitive.com/video/68-mine-truck>

Research what is mined in Australia using the link below.

<https://www.ga.gov.au/education/classroom-resources/minerals-energy/australian-mineral-facts>

What is mined in Australia? (Name 5 things)


Renewable energy is a natural resource that is better for the environment and won't run out. Watch the following videos and then write 3 facts about each of the renewable energies below.


Solar energy: <https://www.youtube.com/watch?v=inPtRWtvDaM>


Wind energy: https://www.youtube.com/watch?v=niZ_cvu9Fts

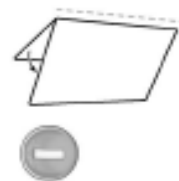
Hydro energy: <https://www.funkidslive.com/learn/energy-sources/hydroelectric-power-energy-source-fact-file/>

Can you find any other renewable energies? What are they?

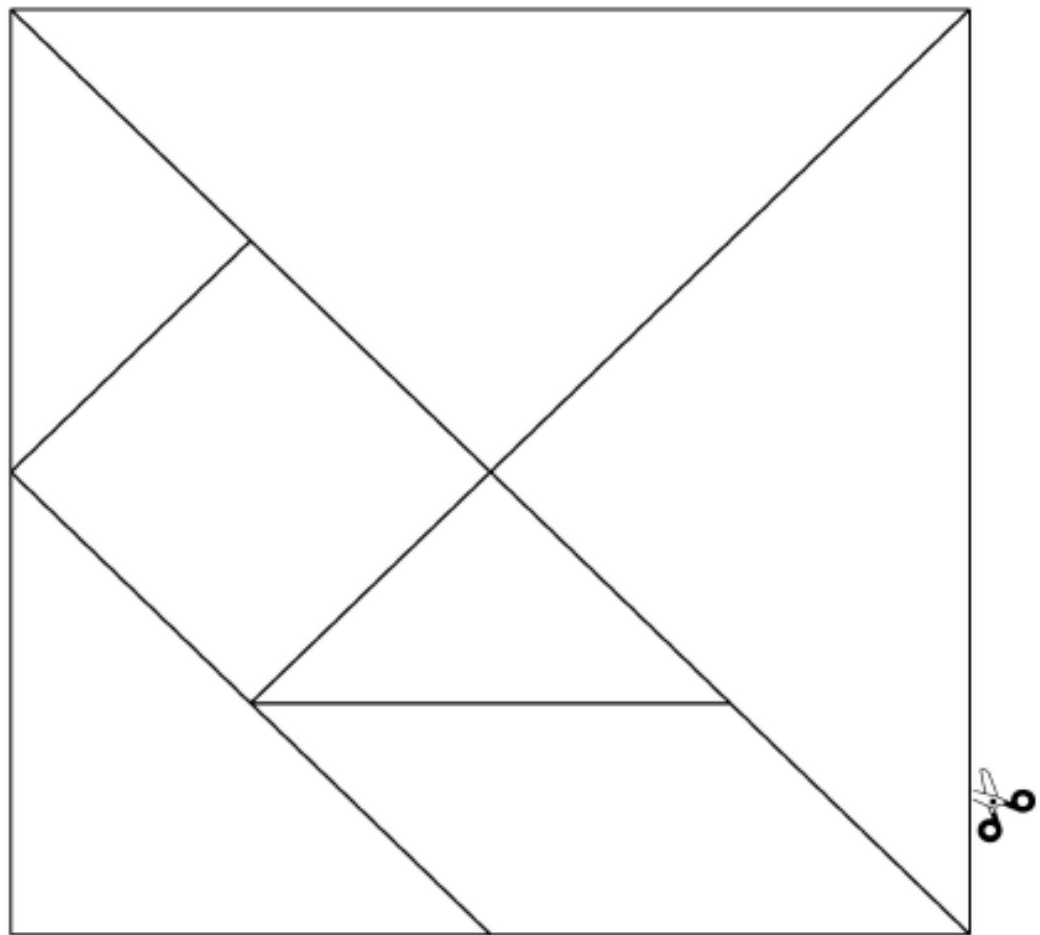









FOLD LINE





04

-
-
-

FOLD LINE

