



M-Yellow

**Remote Learning
Pack
Term 3 Week 5
2021**





Dear M-Yellow students and families,

Welcome to week 5 of Term 3!

A big thank you for keeping in regular contact either through phone or online for week 4. Your contributions to your child's learning and feedback continues to be valuable and appreciated.

Attached is the timetable and the activities included in the week 5 work pack. This work pack will be available to download from M-Yellow's week 5 page in case you would like to print more copies of the activities listed. Please continue to use the booklets provided to fill in your answers.

For all video updates, activities, website links and announcements, please continue to look over the school website, M-Yellow's remote learning page and Seesaw.

- 1) To access M-Yellow's week 5 class page, click on **Support Unit**, then **M-Yellow** on the Lethbridge Park Public School website.

Support Unit

← Remote Learning		3-6 Green
Preschool	+	M Blue
Kindergarten	+	M Red
Year 1	+	M Yellow
Year 2	+	

- 2) Click on **Week 5 OR Term 3 Week 5 – Weeks 1 to 4 will remain available to access.**

M Yellow	×
Term 3 Week 1	
Term 3 Week 2	
Term 3 Week 3	
Term 3 Week 4	
Term 3 Week 5	
Term 3 Week 6	
Term 3 Week 7	

Hello everyone and welcome to M-Yellow's contents page!

Below are all the available class weekly web pages. All pages, videos and updates will remain available to revisit and view during the remote learning period.

Click on either the weekly pages found below, or click on 'Term 3, Week (number)' found to the left of this page to access work packs, videos and regular updates.

Week 1

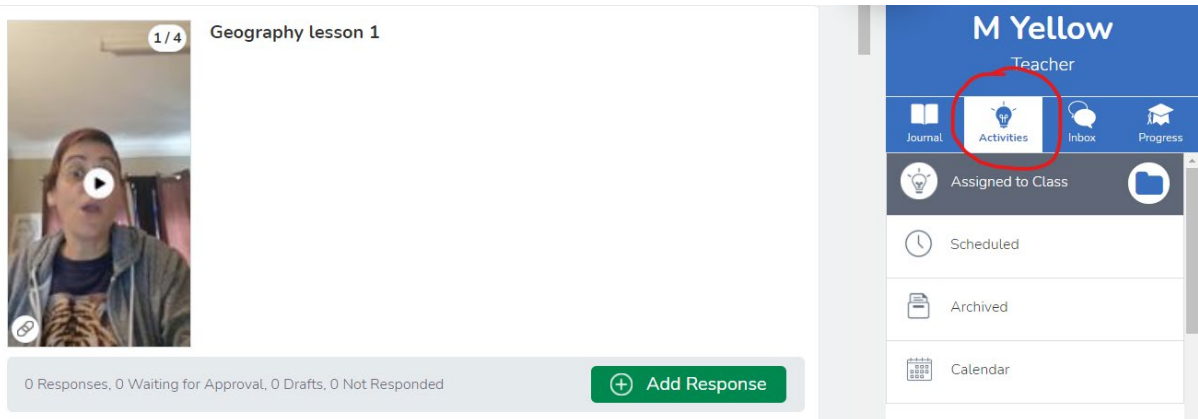
Week 2

Week 3

Week 4

Week 5

To access Seesaw activities, log onto Seesaw and click on **activities**. Activities related to the work pack (e.g. Geography lesson 1) can be found here.



Please feel free to keep in regular contact either through email, Seesaw, ClassDojo for further updates or enquiries. Thank you for continuing to watch video updates from Mr. Hubbert regarding ongoing changes found in our school environment. Thank you again for your continued support in keeping M-Yellow focused on their learning this week.

Happy learning for week 5 M-Yellow!

Kind regards,
Mr. Dowling, Ms. Dalton & Miss Kate

M-Yellow classroom teacher, RFF teacher & SLSO


M-YELLOW: REMOTE LEARNING SEQUENCE: TERM 3 WEEK 5 2021

Resources	Mon	Tues	Wed	Thurs	Fri
<p style="text-align: center;">Timetable: Learning for the day</p> <p>Once all activities are done, mark each day with a tick as completed.</p> <p style="text-align: center;">Ready to start your learning?</p> <ul style="list-style-type: none"> Remove all printable activities from your folder OR printer and place them neatly on your worktable. All learning codes for Seesaw, Literacy Planet, Mathematics and Wushka are available if required. Practise breathing in and out counting to five to get ready to learn! <p style="text-align: center;">MORNING MEETING:</p> <ul style="list-style-type: none"> Good morning M-Yellow! What zone are you in today? Green, blue, yellow, or red? What can we do to stay in the green zone throughout the day? Look at a calendar and say aloud and answer: today's day, date, month, and year. Say aloud and write down into separate paper: Today is _____ (name of the day), The month is _____ (name of the month), the date is _____, 2021. Check out the window near you for the weather. Say aloud and answer: What is today's weather? – is it sunny, cloudy, rainy, foggy? What is the season this week? What will the weather be tomorrow? How many days completed this month? How many days left until this month finishes? Completed every day. <p style="text-align: center;">SPELLING (one activity AND one Literacy Planet task online):</p> <ul style="list-style-type: none"> Look over your spelling words and read them aloud as you go. Look out for your name on top of the spelling words sheets – that will be your one to work on this week. Look, cover, write and check all spelling words (complete every day). Monday: cut and sort the words into their separate sections (beginning sounds/letters or consonant/vowel words – check with the THRASS picture chart when sounding out new words). Glue the sort into separate paper. Tuesday: Write silly sentences – choose 3 of your words to write into a sentence. Use the THRASS hotwords chart to assist you with choosing words to start a sentence. Wednesday: Rainbow words of all spelling words (with coloured pencils) into separate paper. Thursday: Crosswords of all spelling words. Your name will be attached to your crossword. Friday: Spelling test – look, cover write and check for all spelling words. Complete one Literacy Planet task (https://www.literacyplanet.com/) on your device using your Literacy Planet login code (one task to complete every day). 	<p>Work folder with worksheets OR printable copy. Water bottle. Learning codes.</p> <p>August calendar.</p>				
<p>Spelling words sheet and sort. Look, cover, write, check sheet. Literacy Planet log in code. THRASS chart to support sounding out new words.</p>					

M-YELLOW: REMOTE LEARNING SEQUENCE: TERM 3 WEEK 5 2021

<ul style="list-style-type: none"> • Log into Wushka (https://wushka.com.au/login/) on your computer/laptop using your Wushka login code. • Read one to two books to yourself or aloud to a family member for 10 minutes. Write down any new or tricky words that you have found on a separate sheet of paper and read them out aloud as best as you can. Choose a tricky word to put into a sentence. • Talk about and draw a picture of the main character. Who are they? What are they doing? What kind of person are they? How does the story end? • Watch the video tutorial on the website to see how to do voice to text on your technology device to support your writing. Check for capital letter, finger spacing and full stops in your writing. • Complete the quiz found soon after completing your story (one quiz per day). • Completed every day. • Log into Storyline Online (https://storylineonline.net/) OR Storybox Library (https://storyboxlibrary.com.au/) to listen to a story of your choice – while having your crunch and sip, stretch out and move about! 	<p>Wushka log in code. Readers available on Wushka online. Storyline Online website. Storybox Library website.</p>		
<p style="text-align: center;">WRITING:</p> <ul style="list-style-type: none"> • Practise completing and correcting brief sentences with boundaries and speech marks: • Monday – Go to the activity: sentence boundaries and follow the instructions. • Tuesday – Go to the activity: correcting words in a sentence and follow the instructions. • Wednesday – Go to the activity: speech marks 1 and follow the instructions. • Thursday – Go to the activity: speech marks 2 and follow the instructions. • Friday – Go to the activity: speech marks 3 and follow the instructions. • Roll a silly sentence – Roll the dice (3 times – beginning, middle and end of sentence) and use the numbers to help you write your sentence. Write on the next page and draw two pictures for two of your sentences. E.g. I rolled a 1, 2, and 3 – My sentence is: My friend went to the pumpkin patch underneath the sofa. 	<p>Writing pages – Monday, Tuesday, Wednesday, Thursday, Friday. Roll a silly sentence activity.</p>		
<p style="text-align: center;">Maths (number, measurement AND one Mathematics task online):</p> <ul style="list-style-type: none"> • Complete one number task & one measurement task per day: • Monday number – Go to the activity: comparing 2 digits OR 4 digits and follow the instructions. • Monday measurement – Go to the activity: following directions OR grids and coordinates and follow the instructions. • Tuesday number – Go to the activity: counting patterns OR matching numbers and follow the instructions. • Tuesday measurement – Go to the activity: identifying 2D shapes and follow the instructions. 	<p>Maths tasks – Monday, Tuesday, Wednesday, Thursday, Friday. Mathletics log in code.</p>		

M-YELLOW: REMOTE LEARNING SEQUENCE: TERM 3 WEEK 5 2021

<ul style="list-style-type: none"> • Wednesday number – Go to the activity: addition word problems and follow the instructions. • Wednesday measurement – Go to the activity: units of length: centimetres and follow the instructions. • Thursday number – Go to the activity: subtraction word problems and follow the instructions. • Thursday measurement – Go to the activity: counting coin collection and follow the instructions. • Friday number – Go to the activity: elapsed time board game and follow the instructions. • Friday measurement - Go to the activity: tangram template and follow the instructions. • Complete one Mathletics task (https://www.mathletics.com.au/) on your device using your Mathletics login code (one task to complete every day). 	<p>Geography lesson with Ms. Dalton activity (in work pack and Seesaw). PBL Badge criteria. PBL Badge reflection. Student education emails (to access Scratch and Powerpoints).</p>				
<ul style="list-style-type: none"> • GEOGRAPHY (WITH MS DALTON): Ms Dalton has a geography activity for M-Yellow to complete. See 'Geography lesson with Ms Dalton', follow the instructions and take a photo of your completed work to share on Seesaw. • The activity with video links and web links to search for, is found under activities page: 'Geography Lesson 1' on Seesaw. • Ms. Dalton's video is also available to watch on M-Yellow's 'Term 3 Week 5' web page. <p style="text-align: center;">PBL BADGE CRITERIA & REFLECTION</p> <ul style="list-style-type: none"> • PBL badge criteria and reflection – to complete this week. • Please see the video on M-Yellow's 'Term 3 Week 5' web page for more details. Take a photo of your completed badge reflection (with a PBL goal to think about using for this term) and send onto Seesaw. Copies of the badge criteria and reflection will be available to download and print on 'M-Yellow' & 'Term 3 Week 5' class pages. <div style="font-size: small; margin-top: 10px;"> <p>Term 3 PBL update: school badges</p> <div style="display: flex; justify-content: space-between;"> <div style="width: 45%;"> <p>Please watch the video below to see how you, a student of M-Yellow, can work towards your lesson, when we get school badge this term.</p> <p>📄 Badge criteria - remote learning (PDF 216.67 KB)</p> </div> <div style="width: 45%;"> <p>Click below to download the school badge criteria - for achieving bronze, silver or gold level badges this term.</p> <p>📄 Badge reflection - remote learning (PDF 98.95 KB)</p> </div> </div>  </div>	<p>Free choice of Scratch (coding - https://scratch.mit.edu/) or PowerPoint (presentation - https://www.office.com/) on your technology device – 10 to 15 minutes on either choice.</p> <p>New videos regarding the daily learning activities, will be available in time to observe how activities are completed, through the school website and through Seesaw.</p>				

2021 AUGUST

SUNDAY	MONDAY	TUESDAY	WEDNESDAY	THURSDAY	FRIDAY	SATURDAY
8	9	10	11	12	13	14
15	16	17	18	19	20	21
22	23	24	25	26	27	28
29	30	31	1	2	3	4

Use this calendar checklist when checking the day, date, month, and weather every day.

Daily Calendar Work



The day is:

Monday Tuesday Wednesday Thursday Friday

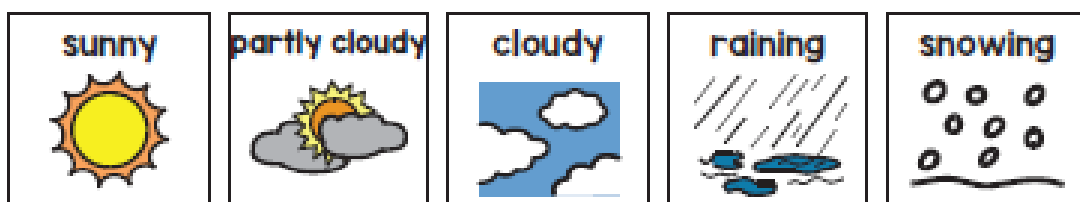
The month is:

January February March
April May June
July August September
October November December


The date is:

1 2 3 4 5 6 7 8
9 10 11 12 13 14 15 16
17 18 19 20 21 22 23 24
25 26 27 28 29 30 31

The weather is:















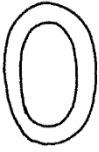


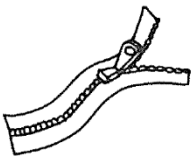
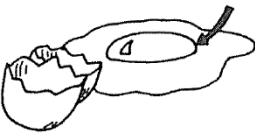





Today I feel:



y	z	v
yarn	zipper	van
yoyo	zebra	vest
yogurt	zoo	vase
yawn	zigzag	vacuum
yolk	zero	vine
yard	zipper	violin
yell		volcano

Spelling Words – Mason, Tyler

SORT 5 Beginning Consonants y, z, v

Yy 	Zz 	Vv 	
			
			
			
			
			





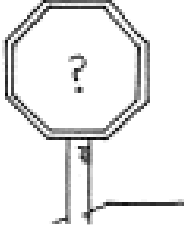

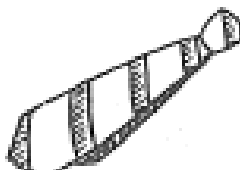



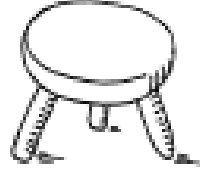

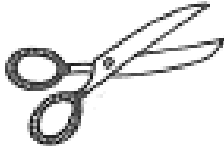
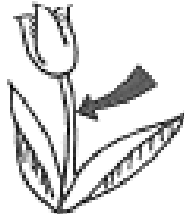




Copyright © 2009 Pearson Education Inc. Reproduction is permitted for classroom only.

Spelling Sort – Mason, Tyler

s	t	st	
sun	tent	star	stick
six	tie	stem	sting
sink	tire	stop	stir
scissors	top	stump	stool
		stamp	

Spelling Words – Makayla, Nichcha

SORT 18 s, t, and st Blend

<p>s </p>	<p>t </p>	<p>st </p>
		
		
		
		
		

Copyright © 2009 Pearson Education Inc. Reproduction is permitted for classroom only.

a- middle sound	ar- sound	
cat	star	yard
brag	car	shark
drag	farm	dark
crab	part	park
snap	far	jar
crash	bark	arm
trap	art	card

Spelling Words – Rohan, Travis

Sort 49 Short a and ar

cat 	star 	<i>oddball</i>
car	far	farm
drag	crab	jar
snap	bark	crash
art	war	card
trap	yard	are
dark	brag	shark
park	arm	part

Copyright © 2009 Pearson Education Inc. Reproduction is permitted for classroom only.

Know Your Words!

Mason/Tyler – Spelling Words

Name _____



look



say



cover



write



check

Words	Monday	Tuesday	Wednesday	Thursday	Friday
yarn					
zipper					
van					
yoyo					
zebra					
vest					
yogurt					
zoo					
vase					
yawn					
zigzag					
vacuum					
yolk					
zero					
vine					
yard					
zipper					
violin					
yell					
volcano					

Know Your Words!

Makayla/Nichcha - Spelling Words

Name _____




Words	Monday	Tuesday	Wednesday	Thursday	Friday
sun					
tent					
star					
stick					
six					
tie					
stem					
sting					
sink					
tire					
stop					
stir					
scissors					
top					
stump					
stool					
stamp					

Know Your Words!

Rohan/Travis - Spelling Words

Name _____



Words	Monday	Tuesday	Wednesday	Thursday	Friday
cat					
star					
yard					
brog					
car					
shark					
drag					
farm					
dark					
crab					
part					
park					
snap					
far					
jar					
crash					
bark					
arm					
trap					
art					

Use and reprint this when drawing and describing your main character in your chosen WUSHKA story.

Name: _____

Crossword - Mason, Tyler

E	L	V	I	O	L	I	N	V	A	N	E
V	A	S	E	Z	E	R	O	V	Z	Y	Z
Y	Q	Y	A	R	N	M	S	Z	I	A	I
Y	O	G	U	R	T	X	B	E	P	R	G
Y	O	Y	O	V	I	N	E	B	P	D	Z
V	E	S	T	Y	O	L	K	R	E	M	A
V	A	C	U	U	M	D	G	A	R	I	G
Z	O	O	Z	I	P	P	E	R	X	M	P

Find the following words in the puzzle.
Words are hidden → and ↓ .

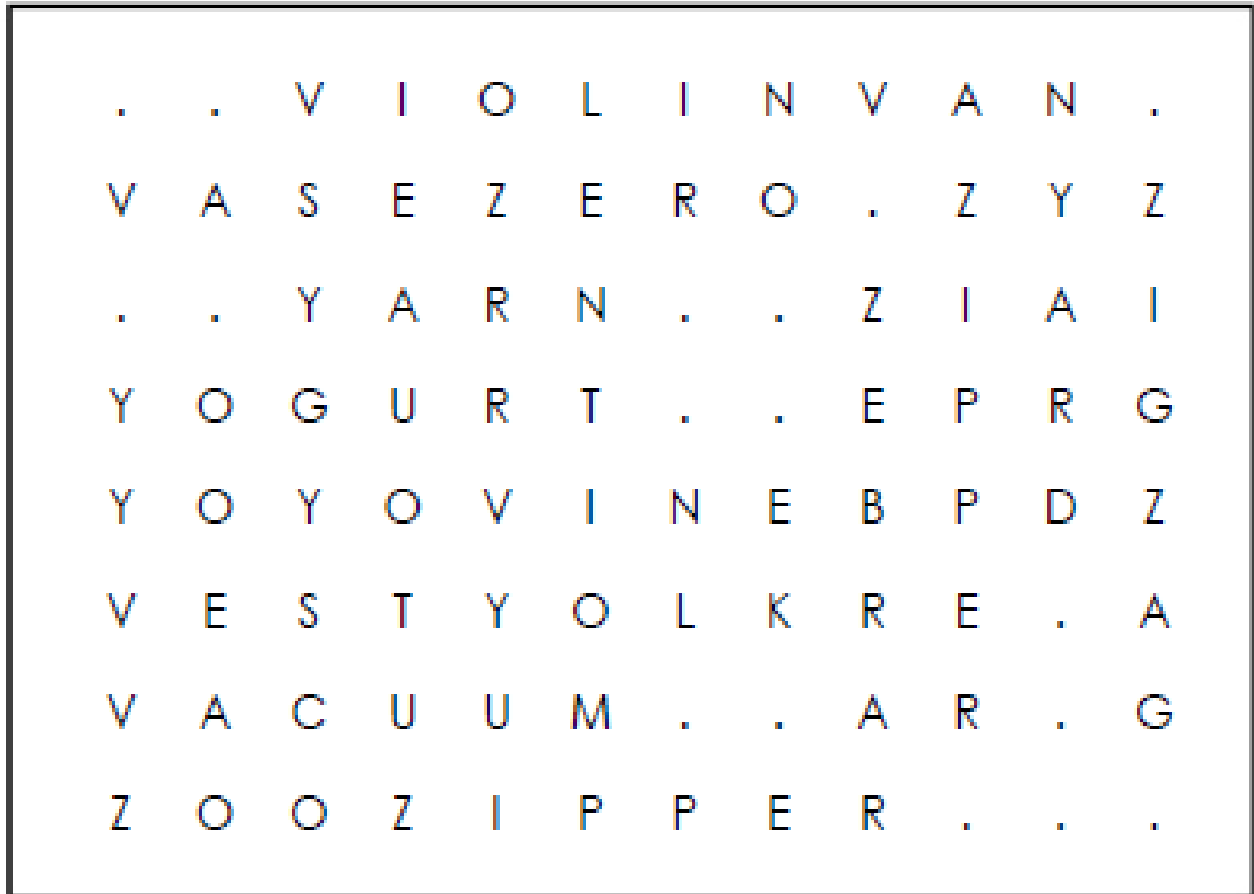
VACUUM
VAN
VASE
VEST
VINE
VIOLIN
YARD

YARN
YOGURT
YOLK
YOYO
ZEBRA
ZERO
ZIGZAG

ZIPPER
ZOO

SOLUTION

Crossword - Mason, Tyler



Word directions and start points are formatted: (Direction, X, Y)

VACUUM (E,6,8)

VAN (E,3,6)

VASE (S,11,4)

VEST (E,2,8)

VINE (S,8,1)

VIOLIN (S,5,2)

YARD (S,10,1)

YARN (S,6,4)

YOGURT (S,1,1)

YOLK (S,3,3)

YOYO (S,3,1)

ZEBRA (S,9,3)

ZERO (S,2,4)

ZIGZAG (S,12,1)

ZIPPER (S,7,1)

ZOO (E,9,2)

Name: _____

Crossword - Makayla, Nichcha

H	S	D	S	X	W	S	O	V	G	M	K	U	T	I	K	Z	M
Z	X	R	T	C	A	G	I	Q	A	E	Z	Z	Q	E	O	F	E
D	G	Y	I	Z	I	N	Z	X	U	S	T	I	R	E	N	X	F
C	V	S	N	H	M	S	S	X	X	I	Z	S	E	Q	Z	T	M
M	P	T	G	S	U	N	S	T	X	N	M	I	T	W	R	T	D
M	Y	I	F	L	Y	T	K	O	A	K	M	R	B	E	N	T	S
R	J	C	S	C	T	R	I	A	R	M	S	T	I	R	M	I	T
I	Q	K	X	T	G	O	I	E	B	S	P	M	G	U	X	I	O
Y	N	T	Z	C	U	W	P	M	F	L	E	S	T	O	O	L	P
K	N	S	Q	E	A	M	X	N	H	W	N	S	T	A	R	G	M
B	O	M	N	G	B	B	P	D	E	Z	G	M	Y	L	C	Q	A
M	D	S	F	Z	Q	J	F	R	U	O	G	X	J	X	M	Y	C

Find the following words in the puzzle.

Words are hidden → ↓ and ↘ .

SCISSORS

SINK

SIX

STAMP

STAR

STEM

STICK

STING

STIR

STOOL

STOP

STUMP

SUN

TENT


TIE

TIRE

TOP

SOLUTION

Crossword - Makayla, Nichcha



Word directions and start points are formatted: (Direction, X, Y)

SCISSORS (SE,4,1)

SINK (S,11,3)

SIX (SE,7,1)

STAMP (SE,8,4)

STAR (E,13,10)

STEM (SE,13,4)

STICK (S,3,4)

STING (S,4,1)

STIR (E,12,7)

STOOL (E,13,9)

STOP (S,18,6)

STUMP (SE,4,7)

SUN (E,5,5)

TENT (SE,14,1)

TIE (SE,7,6)

TIRE (E,12,3)

TOP (SE,6,7)

Name: _____

Crossword - Rohan, Travis



Find the following words in the puzzle.
Words are hidden → ↓ and ↘ .

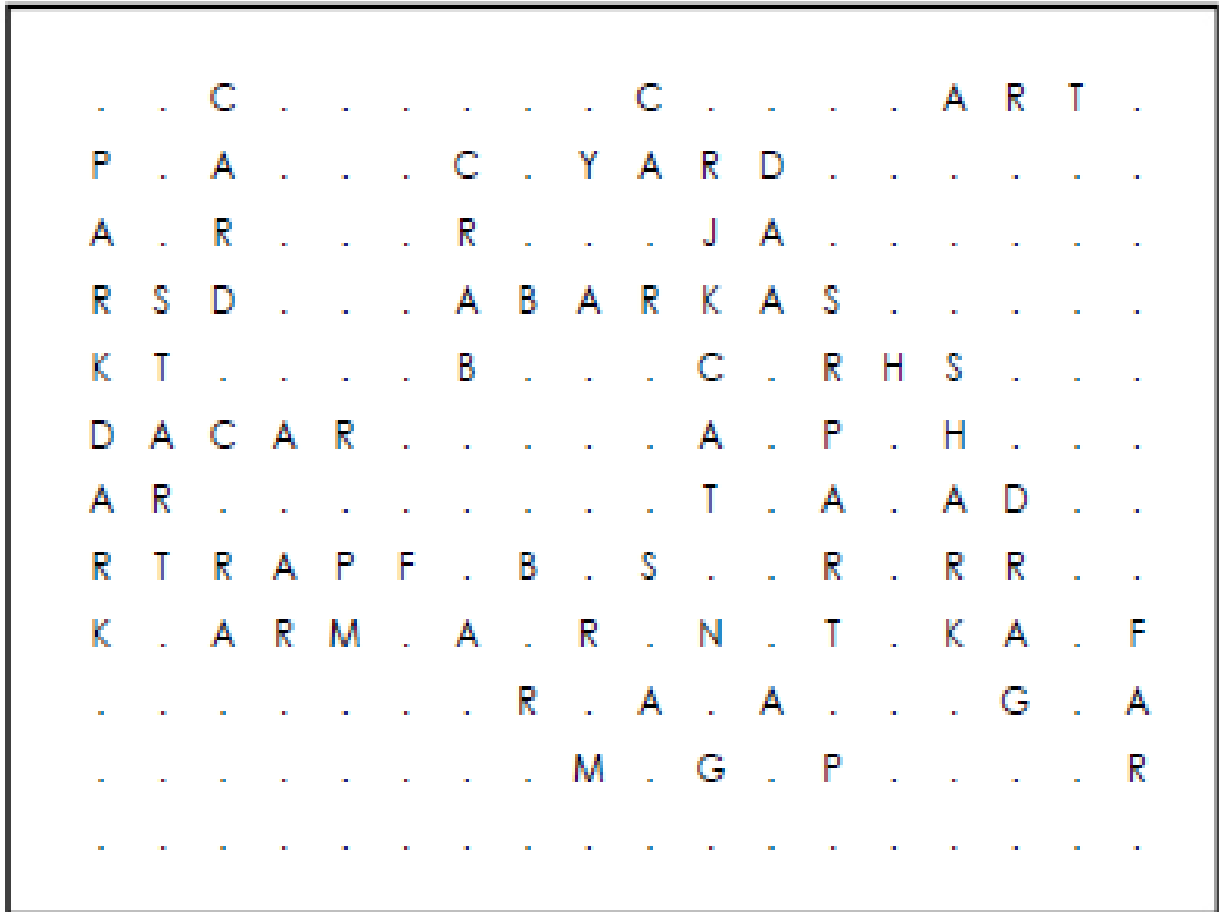
ARM
ART
BARK
BRAG
CAR
CARD
CAT
CRAB

CRASH
DARK
DRAG
FAR
FARM
JAR
PARK
PART

SHARK
SNAP
STAR
TRAP
YARD

SOLUTION

Crossword - Rohan, Travis



Word directions and start points are formatted: (Direction, X, Y)

- | | | |
|---------------|-----------------|----------------|
| ARM (E,3,9) | CRASH (SE,10,1) | SHARK (S,15,5) |
| ART (E,15,1) | DARK (S,1,6) | SNAP (SE,10,8) |
| BARK (E,8,4) | DRAG (S,16,7) | STAR (S,2,4) |
| BRAG (SE,8,8) | FAR (S,18,9) | TRAP (E,2,8) |
| CAR (E,3,6) | FARM (SE,6,8) | YARD (E,9,2) |
| CARD (S,3,1) | JAR (SE,11,3) | |
| CAT (S,11,5) | PARK (S,1,2) | |
| CRAB (S,7,2) | PART (S,13,6) | |

Sentence boundaries – Monday 9th August 2021

Every sentence must begin with a capital letter. Every sentence must end with a full stop . a question mark ? or an exclamation mark !

These sentences are missing the sentence boundaries. Rewrite them correctly. The first one has been done for you.

1. the shark lives in the ocean and catches fish to eat

The shark lives in the ocean and catches fish to eat.

2. i like to dance to my favourite song

3. that is Mary and Mark's new, red car

4. is that crib for my little, baby brother

5. can you tell me what time it is

Correcting words in a sentence - Tuesday 12th August 2021

Correctly spelling words is important in your writing. When a word is spelled incorrectly it can make it hard for the reader to understand the message.

These sentences all have one word spelled incorrectly. Rewrite them correctly. The first one has been done for you.

1. "Have you **ben** to the shops this week?" I asked Mum.

"Have you **been** to the shops this week?" I asked Mum.

2. "Can I have mor desert please?" Mike asked.

3. I juhst finished my all my school work.

4. If you macke a mistake, you should try again.

5. I mayd a cool art project from a toilet paper roll.

Speech marks 1 – Wednesday 11th August 2021

Speech marks are used to show when someone is talking. They only go around the words that are spoken by the character.

These sentences all have speech marks to show that someone is talking. Circle the speech marks, then rewrite the sentence. The first one has been done for you.

1. Have you finished your writing? Mum asked me.

Have you finished your writing? Mum asked me.

2. "Wash your hands before you eat dinner," said Dad.

3. Tim shouted, "That's not fair!"

4. "Woof!" Max barked, "Woof! Woof!"

5. Simba turned to Narla and whispered, "Let's go."

Speech marks 2 – Thursday 12th August 2021

Speech marks are used to show when someone is talking. They only go around the words that are spoken by the character.

These sentences all have something wrong with the speech marks. Rewrite the sentence with the speech marks in the correct spot. The first one has been done for you.

1. "Can I ride with you? Tim asked Grant".

"Can I ride with you?" Tim asked Grant.

2. I like cows, "Lex said".

3. John "said, I don't blame people for their mistakes."

4. Hold your hand still, Malcolm said "to Ellie."

5. "Robert looked at Ellie "and said, Go now and run!

Speech marks 3 – Friday 13th August 2021

Speech marks are used to show when someone is talking. They only go around the words that are spoken by the character.

These sentences are missing their speech marks. Rewrite the sentence with the speech marks. The first one has been done for you.

1. Welcome to Earth, Steven said to the alien.


"Welcome to Earth," Steven said to the alien.

2. Parker shouted, Get out of the room!

3. A storm is going to hit us in six hours, Kurt said to his friends.







4. Morgan said, Bo, this is very important because everything is about to change.

5. Dad, after this can we throw dirt in my window? Toby asked.



Roll a Silly Sentence

choice page #10

	Who:	What:	Where:	When:
	The princess	kissed a frog	in the castle	at the party.
	A knight	fell down	in the garden	2,000 years ago.
	The prince	climbed a hill	in the stable	last month.
	The queen	went to the ball	in the throne room	last year.
	The king	fell asleep	in the dungeon	on Christmas.
	The wizard	mixed a potion	in the carriage	on Valentines Day.



Name: _____

Rolling & Writing Silly Sentences

Recording Sheet

Record your sentences on the lines below. Be sure to write neatly.

1. _____

2. _____

3. _____

4. _____

5. _____


6. _____

Name: _____

Rolling & Writing Silly Sentences

Picture Sheet

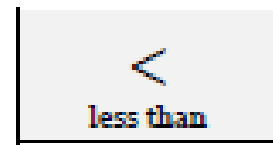
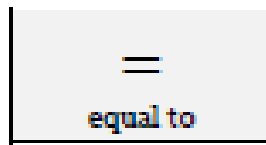
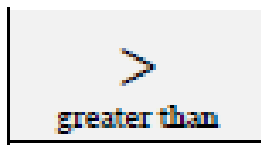
Choose two of your sentences and draw a picture to illustrate each sentence. Don't forget to color your pictures.



Maths (Number) – Monday 9th August 2021

Comparing 2 digits – Mason, Tyler, Makayla, and Rohan to complete.

Comparing 2-Digit Numbers



The hungry croc always eats the larger number!

12  16

7  4

Compare the following numbers using the correct symbols.

1. 42 <input type="text"/> 34	2. 12 <input type="text"/> 13	3. 28 <input type="text"/> 29
4. 6 <input type="text"/> 11	5. 25 <input type="text"/> 16	6. 53 <input type="text"/> 52
7. 73 <input type="text"/> 81	8. 20 <input type="text"/> 20	9. 34 <input type="text"/> 50
10. 17 <input type="text"/> 13	11. 62 <input type="text"/> 51	12. 19 <input type="text"/> 19
13. 64 <input type="text"/> 24	14. 42 <input type="text"/> 20	15. 34 <input type="text"/> 33
16. 10 <input type="text"/> 11	17. 20 <input type="text"/> 19	18. 90 <input type="text"/> 89
19. 51 <input type="text"/> 50	20. 72 <input type="text"/> 73	21. 32 <input type="text"/> 33
22. 30 <input type="text"/> 29	23. 69 <input type="text"/> 70	24. 88 <input type="text"/> 90

Comparing 4 digits - Travis and Nichcha to complete.

Comparing 4-Digit Numbers

>
greater than

=
equal to

<
less than

The hungry croc always eats the larger number!

12  16

7  4

Compare the following numbers using the correct symbols.

1. 4 325 4 253

2. 1 303 1 033

3. 3 521 3 499

4. 6 230 6 320

5. 2 504 2 405

6. 3 845 3 854

7. 6 542 6 482

8. 8 324 8 344

9. 7 002 6 765

10. 1 538 1 540

11. 8 201 8 201

12. 4 536 4 563

13. 7 518 7 581

14. 2 195 997

15. 5 283 5 292

16. 4 812 4 199

17. 3 199 3 200

18. 7 189 7 153

19. 6 411 845

20. 4 911 4 989

21. 3 235 3 235

22. 4 603 >

23. < 7 599

24. > 7 999

Maths (Measurement) – Monday 9th August 2021

Following directions – Mason, Tyler, Makayla, and Rohan to complete.

Position – following directions

- 3 A group of four friends live in the same neighbourhood. Each smiley face shows where someone lives.



Colour the faces according to where each person lives:

- Libby lives on Whitley Crescent. Colour this face green.
- Max lives on Johnston Street. Colour this face blue.
- Emily lives on Narree Road. Colour this face red.
- Adam lives on the corner of Rosebud Road and Blossom Street. Colour this face orange.

- 4 Look carefully at the map and answer the questions:

- Adam crosses over Blossom Street, walks down Rosebud Road and turns left into Fig Tree Street. If he keeps walking he ends up on _____
- Emily walks to the end of her street and turns left into Sunny Avenue and then right into _____
- Max walks to the end of his street and turns left into Sunny Avenue, then right into Narree Road and left into Phillips Road and left again at Blossom Street. Who is he visiting? _____
- There is a shorter way he could have walked. Write him some directions below:

Grids and coordinates - Travis and Nichcha to complete.

Position – grids and coordinates

Maps are often set up in a grid with letters and numbers down the sides. We use these letters and numbers to pinpoint a particular part of the map. Letters always go before numbers.





1 Here is a map of a holiday camping ground. What is at:

a A1 _____

b A3 _____

c C2 _____

d D1 _____

	A	B	C	D
1				
2				
3				
4				

2 This map is missing some places. Draw them in:

a A lake that covers A4 and B4.

b Swings at A2.

c Jet skis at C4.

d A shed at D4.

e Trees that cover C3 and D3.

3 Practise using grid coordinates by following these instructions:

a Write an even number in A1.

b Write the first letter of your name in D2.

c In C4, draw a 2D shape that has more than 4 sides.

d In B2, write a number that is divisible by 3.

e In D4, write your age.

f Write the answer to 6×4 in C1.

g List all the blank grid spaces. Remember that it is letter then number.

	A	B	C	D
1				
2				
3				
4				

Maths (Number) – Tuesday 10th August 2021

Counting patterns - Mason, Tyler, Makayla, and Rohan to complete.

Numbers to 999 – 2 digit revision

1 Continue the counting patterns.

a

19	○	○		27	○	29		○	36	○
		22		○		○		○		
		○	24	○		○	32	○		

b

		○	80	○		○	72	○		
		82		○		○		○		
85	○	○		77	○	75		○	68	○

2 What number am I?

a

I am more than 22.
I am less than 24.
I am

b

I am less than 74.
I am more than 70.
I am an even number.
I am

c

I am a 2 digit number
with a 2 in the tens place.
I am odd.
I have a 5 in me.
I am

d

I have a 3 in the ones
place.
I am less than 40 and
more than 30.
I am

Matching numbers - Travis and Nichcha to complete.

Numbers to 999 – matching numerals to words

You will need:  a partner



What to do:



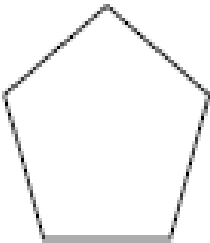

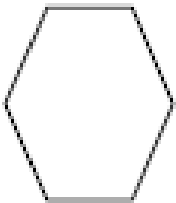
Finish writing the matching numbers. Cut out the boxes, mix them up and turn them face down. Take turns choosing 2 cards to turn over. If they match, you keep them. Who can collect the most pairs?

four hundred and ninety six	496
three hundred and twenty three	323
seven hundred and seven	
five hundred and thirty five	
seven hundred and seventy	
two hundred	
eight hundred and seven	
six hundred and ninety eight	
six hundred and eighty nine	

Maths (Measurement) – Tuesday 10th August 2021

Identifying 2D shapes – can you name each shape found below?

To identify 2D shapes we need to identify the sides and corners. Outline the sides in a warm colour like red, orange or yellow. Then circle the vertices in a cool colour like blue, green or purple. Then count the sides and vertices.

Shape	Sides	Vertices
	4	4
		
		
		
		

Maths (Number) – Wednesday 11th August 2021

Word Problems- Addition, up to 2-digits [1]

First Draw a box around the question.

Second Underline key words.

Third Circle important numbers.

Fourth Solve the problem. Show all your thinking.

1. 14 ships came into the harbour on Saturday and 17 more came in one Sunday. How many ships came in to the harbour altogether over the weekend?

2. Amy had 9 gold coins and 17 silver coins. How many coins did she have altogether?

3. Drew took his dog for a walk to the park. Drew walked along 6 streets on the way there and 8 streets on the way back. How many streets did he walk along in all?

4. The teacher was marking workbooks. She made one pile of 16 books on her table and another pile of 12 books. How many books there altogether?

5. 18 people were waiting at the bus stop. Before the bus came, 6 more people joined them. How many people were waiting at the bus stop?


Maths (Measurement) – Wednesday 11th August 2021

Use a ruler to complete this activity.

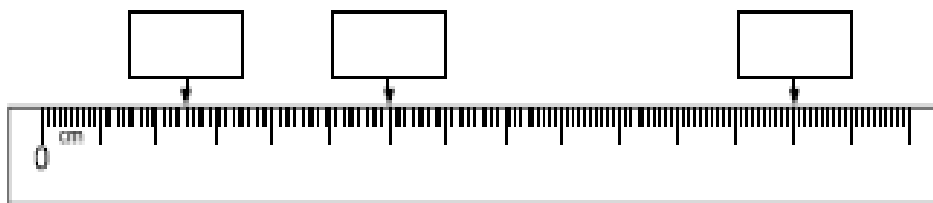
Units of length – centimetres

We use centimetres to measure smaller units of length.

There are 100 centimetres in a metre.
 $100 \text{ cm} = 1 \text{ m}$



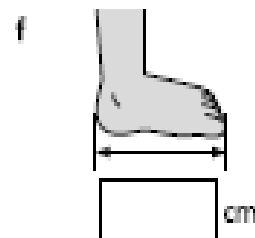
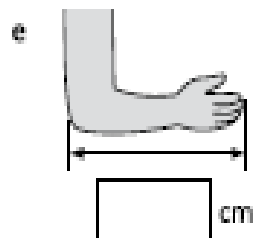
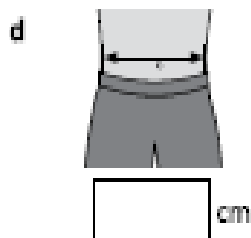
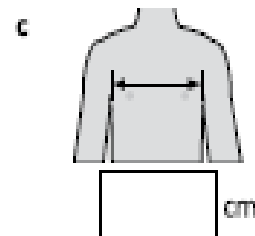
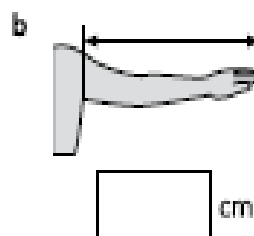
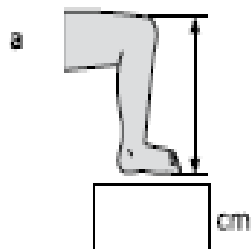
1 Record the lengths shown on this ruler in each box:



2 Use a ruler to draw the following lines. Start at the dot.

- a 7 cm ·
- b 8 cm ·
- c 11 cm ·
- d 3 cm ·

3 Measure these parts of your body with a piece of string. Lay the string beside a metre ruler to work out the correct measurement for each.



Maths (Number) – Thursday 12th August 2021

Word Problems- Subtraction, up to 2-digits [2]

First Draw a box around the question.

Second Underline key words.

Third Circle important numbers.

Fourth Solve the problem. Show all your thinking.

1. Rick had 64 lollies left in the bag. He ate 23 during the movie. How many lollies were left at the end of the movie?

2. Sandra can throw the ball 15 metres and her friend Trey can throw it 27 metres. How much further can Trey throw the ball than Sandra?

3. Alanna had 28 mugs in the cupboard. She decided to throw out the 12 of them. How many did she have left in her cupboard?

4. Darren has scored 24 tries so far this season. Lindsay has scored 33 tries. How many more tries has Lindsay scored?

5. Yasmin was trying to carry 24 tennis balls to the court. Some dropped as she walked. When she got there, she only had 18 tennis balls. How many did she drop along the way?


Maths (Measurement) – Thursday 12th August 2021

Use the coins in your resource collection to complete this activity.


Counting Collections of Coins [1]

Count the following collection of coins.

Hint: Start with the coins with the largest value first!

	Total: _____
--	------------------------

	Total: _____
--	------------------------

	Total: _____
--	------------------------

Draw coins to total the following amounts:


75c

\$3.30

Maths (Measurement) – Friday 13th August 2021

Cut out all pieces and put them together into different shapes and patterns. Look over the solutions below for some ideas!

Tangram Template Colour



Tangram Solutions



Geography with Ms. Dalton

What animals live in Australia and are any of them endangered?

Please click on the link and watch this show video:

<https://www.inquisitive.com/video/62-the-great-australian-animal-rescue>

Which animals from the video do you want to save? Choose 2.



Using any one of these websites please choose an animal.

<http://www.australiangeographic.com.au/topics/wildlife/2014/09/australias-keystone-endangered-species>

<https://www.ehp.qld.gov.au/wildlife/threatened-species/endangered/endangered-animals/>

<https://www.worldwildlife.org/species/hawksbill-turtle>

<https://australianmuseum.net.au/spectacled-flying-fox>

Answer the following question about that animal.

Name of animal

What type of animal is it?

Where does it live?

What does it eat?

What likes to eat it?

Why does the world need it?

Why is it in danger?

Name of animal

What type of animal is it?

Where does it live?

What does it eat?

What likes to eat it?

Why does the world need it?

Why is it in danger?



Badge Criteria-Remote Learning

To achieve any badge

- Listen to others when they are speaking
- Be responsible for my belongings and for school property
- Behave in a manner that allows others to learn
- Make positive choices with all adults and all students in all settings
- Be safe in all settings



To achieve **Bronze** or **Silver**

- and 'Have a go' and attempt remote learning tasks daily

To achieve **Gold**

- and Demonstrate a high level of application to most remote learning tasks

REMOTE LEARNING

BADGE REFLECTION



Badge Criteria	Week 4		Week 8	
	student	teacher	student	teacher
Listen to others when they are speaking.				
Be responsible for my own belongings and for school property.				
Behave in a manner that allows others to learn.				
Make positive choices with all adults and all students in all settings.				
Be safe in all settings.				
'Have a go' and attempt remote learning tasks daily. <i>(If I am working towards achieving Bronze or Silver)</i>				
Demonstrate a high level of application to most remote learning tasks. <i>(If I am working towards achieving Gold)</i>				
<u>My PBL goal is to:</u>				