



**M-Yellow**

**Remote Learning  
Pack  
Term 3 Week 2  
2021**





Dear M-Yellow students and families,

Welcome to week 2 of Term 3!

A big thank you for keeping in regular contact with the school either through phone or online for week 1. Your contributions to your child's learning and feedback has been invaluable.

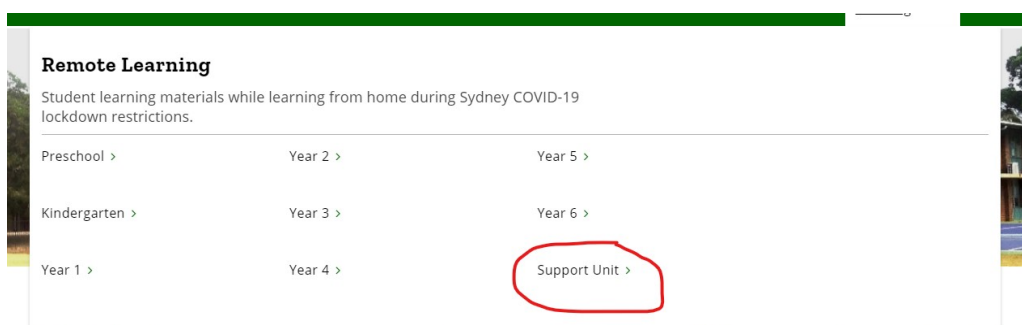
Attached is a timetable of learning activities for week 2. While some learning activities have been adapted to suit the nature of learning at home, the content and activities are familiar to your child.

For all video updates, activities, website links and announcements, please follow these instructions to navigate the Lethbridge Park Public School website:

### 1) Click on **Remote Learning**



### 2) Click on **Support Unit**



### 3) Click on **M-Yellow**

**Support Unit**

← Remote Learning	
Preschool	+
Kindergarten	+
Year 1	+
Year 2	+

3-6 Green  
M Blue  
M Red  
**M Yellow**

### 4) Click on **Week 2 OR Term 3 Week 2 – Week 1** will remain available to access.

**M Yellow**

← Support Unit	
3-6 Green	+
M Blue	+
M Red	+
<b>M Yellow</b>	x

**Week 1**  
**Term 3 Week 1**

Please feel free to keep in regular contact either through email, Seesaw, ClassDojo for further updates or enquiries. Thank you again for your continued support in continuing M-Yellow's educational learning.

Happy learning for week 2 M-Yellow!

Kind regards,  
Sean Dowling & Miss Kate

M-Yellow classroom teacher & SLSO

## M-YELLOW: REMOTE LEARNING SEQUENCE: TERM 3 WEEK 2 2021

Resources	Mon	Tues	Wed	Thurs	Fri
<p style="text-align: center;"><u>Timetable: Learning for the day</u></p> <p>Once all activities are done, mark each day with a tick as completed.</p> <p style="text-align: center;"><b>Ready to start your learning?</b></p> <ul style="list-style-type: none"> <li>Remove all printable activities from your folder OR printer and place them neatly on your worktable.</li> <li>All learning codes for Seesaw, Literacy Planet, Mathematics and Wushka are available if required.</li> <li>Practise breathing in and out counting to five to get ready to learn!</li> <li><b>Please feel free to take any photos of your learning and put them online at Seesaw!</b></li> </ul> <p style="text-align: center;"><b>MORNING MEETING:</b></p> <ul style="list-style-type: none"> <li>Good morning M-Yellow! What zone are you in today? Green, blue, yellow, or red? What can we do to stay in the green zone throughout the day?</li> <li>Look at a calendar and say aloud and answer: today's day, date, month, and year.</li> <li>Say aloud and write down into separate paper: Today is _____ (name of the day), The month is _____ (name of the month), the date is _____, 2021.</li> <li>Check out the window near you for the weather. Say aloud and answer: What is today's weather? – is it sunny, cloudy, rainy, foggy? What is the season this week? What will the weather be tomorrow?</li> <li>How many days completed this month? How many days left until this month finishes?</li> <li><b>Completed every day.</b></li> </ul> <p style="text-align: center;"><b>SPELLING/WRITING (one activity AND one Literacy Planet task online):</b></p> <ul style="list-style-type: none"> <li>Look over your spelling words and read them aloud as you go. Look out for your name on top of the spelling words sheets – that will be your one to work on this week.</li> <li>Look, cover, write and check all spelling words (complete every day – can put onto separate paper).</li> <li><b>Monday:</b> cut and sort the words into their separate sections (beginning sounds/letters or consonant/vowel words – check with the THRASS picture chart when sounding out new words). Glue the sort into separate paper.</li> <li><b>Tuesday:</b> Write silly sentences – choose 3 of your words to write into a sentence. Use the THRASS hotwords chart to assist you with choosing words to start a sentence.</li> <li><b>Wednesday:</b> Rainbow words of all spelling words (with coloured pencils) into separate paper.</li> <li><b>Thursday:</b> Crosswords of all spelling words. Your name will be attached to your crossword.</li> <li><b>Friday:</b> Spelling test – look, cover write and check for all spelling words.</li> <li>Complete one Literacy Planet task (<a href="https://www.literacyplanet.com/">https://www.literacyplanet.com/</a>) on your device using your Literacy Planet login code (one task to complete every day).</li> </ul>	<p>Work folder with worksheets OR printable copy. Water bottle. Learning codes.</p>				
<p>July calendar.</p>					
<p>Spelling words sheet and sort. Look, cover, write, check sheet. Literacy Planet log in code. THRASS chart to support sounding out new words.</p>					

## M-YELLOW: REMOTE LEARNING SEQUENCE: TERM 3 WEEK 2 2021

<ul style="list-style-type: none"> <li>Log into Wushka (<a href="https://wushka.com.au/login/">https://wushka.com.au/login/</a>) on your computer/laptop using your Wushka login code.</li> <li>Read one to two books to yourself or aloud to a family member for 10 minutes. Write down any new or tricky words that you have found on a separate sheet of paper and read them out aloud as best as you can. Choose a tricky word to put into a sentence.</li> <li>Talk about and draw a picture of the main character. Who are they? What are they doing? What kind of person are they? How does the story end?</li> <li>Complete the quiz found soon after completing your story (one quiz per day).</li> <li>Completed every day.</li> <li>Log into Storyline Online (<a href="https://storylineonline.net/">https://storylineonline.net/</a>) to listen to a story of your choice – while having your crunch and sip, stretch out and move about!</li> </ul>	<p>Wushka log in code. Readers available on Wushka online. Storyline Online website</p>		
<p style="text-align: center;"><b>HANDWRITING:</b></p> <ul style="list-style-type: none"> <li>Complete one handwriting task per day – set as one page for Monday, Tuesday, Wednesday, Thursday, and Friday.</li> <li>Completed to the end of each page every day.</li> <li>Go to the website <a href="https://www.abcya.com/games/letter_trace">https://www.abcya.com/games/letter_trace</a> on your device. Choose a category and practise tracing your letters and numbers.</li> </ul>	<p>Handwriting pages – Monday, Tuesday, Wednesday, Thursday, Friday.</p>		
<p style="text-align: center;"><b>Maths (number, measurement AND one Mathletics task online):</b></p> <ul style="list-style-type: none"> <li>Complete one number task &amp; one measurement task per day:</li> <li>Monday number – Go to the activity: coin sorting 1 and follow the instructions.</li> <li>Monday measurement – Go to the activity: dolphin cove and follow the instructions.</li> <li>Tuesday number – Go to the activity: coin sorting 2 and follow the instructions.</li> <li>Tuesday measurement – Go to the activity: chance jars and follow the instructions.</li> <li>Wednesday number – Go to the activity: clock solitaire and follow the instructions.</li> <li>Wednesday measurement – Go to the activity: time match and follow the instructions.</li> <li>Thursday number – Go to the activity: place value war/multiplication war and follow the instructions.</li> <li>Thursday measurement – Go to the activity: line symmetry sheet 1 and follow the instructions.</li> <li>Friday number – maths board game of the day – find the board game inside inside your home learning pack and begin playing!</li> <li>Friday measurement - Go to the activity: analogue, digital and written and follow the instructions.</li> <li>Complete one Mathletics task (<a href="https://www.mathletics.com.au/">https://www.mathletics.com.au/</a>) on your device using your Mathletics login code (one task to complete every day).</li> </ul>	<p>Maths tasks – Tuesday, Wednesday, Thursday, Friday. Mathletics log in code. Maths board games (inside work packs)</p>		

**M-YELLOW: REMOTE LEARNING SEQUENCE: TERM 3 WEEK 2 2021**

<ul style="list-style-type: none"><li>• Free choice of Scratch (coding - <a href="https://scratch.mit.edu/">https://scratch.mit.edu/</a>) or PowerPoint (presentation - <a href="https://www.office.com/">https://www.office.com/</a>) on your computer/laptop – 10 to 15 minutes on either choice.</li><li>• New videos regarding the daily learning activities, will be available in time to observe how activities are completed, through the school website and through Seesaw.</li></ul>	Student education emails (to access Scratch and Powerpoints)			
---	--	--	--	--

# 2021 JULY

SUN	MON	TUE	WED	THU	FRI	SAT
18	19	20	21	22	23	24
25	26	27	28	29	30	31

Use this calendar checklist when checking the day, date, month, and weather every day.

## Daily Calendar Work



The day is:

Monday    Tuesday    Wednesday    Thursday    Friday

The month is:


January    February    March  
April    May    June  
July    August    September  
October    November    December

The date is:

1    2    3    4    5    6    7    8  
9    10    11    12    13    14    15    16  
17    18    19    20    21    22    23    24  
25    26    27    28    29    30    31

The weather is:

sunny




partly cloudy



cloudy



raining



snowing



Today I feel:

excited



happy



tired



sad





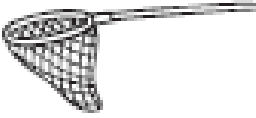

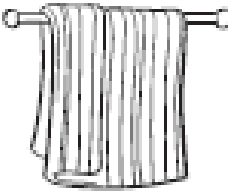
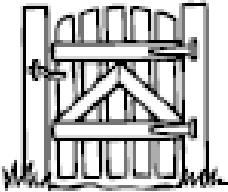

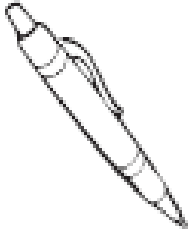




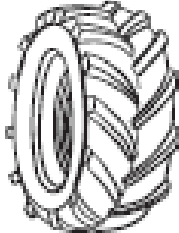









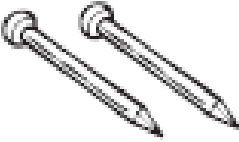

frustrated





<b>t</b>	<b>g</b>	<b>n</b>	<b>p</b>
two	goat	nails	pirate
tie	goose	nose	pot
tyre	glasses	newspaper	pencil
tail	guitar	nut	plant
towel	gate	needle	pen
tent	ghost	not	pig

**SORT 2** Beginning Consonants *t, g, n, p*







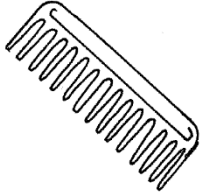







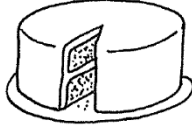
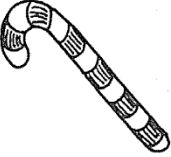

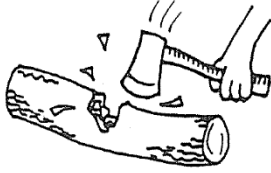
<b>Tt</b>	<b>Gg</b>	<b>Nn</b>	<b>Pp</b>
			
			
			
			
			
			

Spelling Sort – Mason, Tyler

<b>c</b>	<b>h</b>	<b>ch</b>
cat	hand	chair
comb	heart	cherry
coat	hat	chimney
cake	horn	chin
candy	hook	chick
		chief
		check
		chop

**Spelling Words – Makayla, Nichcha**

**SORT 14 c, h, and ch Digraph**

c 	h 	ch 
		
		
		
		
		

Copyright © 2009 Pearson Education Inc. Reproduction is permitted for classroom only.

<b>e- middle sound</b>	<b>o- middle sound</b>	<b>u- middle sound</b>
fret	trot	glum
dress	from	gruff
bled	plot	plug
sled	cross	fluff
	frog	club
	slob	slug
	gloss	plum
	drop	drum
	slot	truck

Spelling Words – Rohan, Travis

## SORT 43 Short e, o, and u with Initial Blends

trot	club	sled
fret	plot	drop
glum	bled	flop
gruff	slug	plum
dress	cross	drum
plug	frog	drug
fluff	slob	truck
from	gloss	slot

Copyright © 2009 Pearson Education Inc. Reproduction is permitted for classroom only.

**Spelling Sort – Rohan, Travis**

a A

b B c C

d D e E f F

g G h H i I

j J k K l L

m M n N

o O p P

q Q r R s S

t T u U

v V w W

x X y Y

z Z

b bb \*

c k ck ch q \*

ch tch \*

d dd \*

f ff ph \*

g gg \*

h \*

j g ge dge \*

l ll \*

m mm mb \*

n nn kn \*

ng n \*

p pp \*

r rr wr \*

s ss se c ce \*

s \*

sh ti ch \*

t tt \*

th \*

th \*

v ve \*

w wh u \*

y \*

z zz ze s se \*

**THRASS® GRAPHEMECHART** 2012 UPDATE

© 1998 Denyse Ritchie & Alan Davies • ISBN 978 1 876424 04 6  
2012 - THE THRASS INSTITUTE (Australia & Canada)

a \*

a a-e ai ay \*

air are \*

ar a \*

e ea \*

e ea ee ey y \*

ear eer \*

er ar or ure a e i o u \*

er ir or ur \*

i y \*

i i-e igh y \*

o a \*

o oa o-e ow \*

oi oy \*

oo u \*

oo ew ue \*

ure \*

or a au aw oor \*

ow ou \*

u o \*

a	b	c	d	e	f	g	h	i	j	k	l	m	n	o	p	q	r	s	t	u	v	w	x	y	z
A	B	C	D	E	F	G	H	I	J	K	L	M	N	O	P	Q	R	S	T	U	V	W	X	Y	Z

bird	rabbit	cat	kitten	duck	school	queen	chair	watch	dog	ladder	fish	coffee	dolphin	gate	egg
hand	jam	giant	cage	bridge	leg	bell	mouse	hammer	lamb	net	dinner	knee	king	ink	
panda	hippo	rain	cherry	wrist	sun	dress	horse	city	ice	treasure	shark	station	chef	tap	letter
thumb	feather	voice	sleeve	water	wheel	quilt	yawn	zip	fizz	sneeze	laser	cheese			

THRASS® WORDCHART 2012 UPDATE

© 1998 Denyse Ritchie & Alan Davies  
2012 - THE THRASS INSTITUTE (Australia & Canada)


ant	baby	tape	snail	tray	hair	square	car	banana	bed	bread	me	beach	tree	key	pony
ear	deer	teacher	collar	doctor	measure	zebra	garden	fossil	lion	circus	fern	shirt	worm	fur	
tin	pyramid	tiger	kite	light	fly	frog	swan	nose	boat	note	snow	coin	toy		
book	bull	moon	screw	glue	lure	fork	ball	sauce	saw	door	cow	house	bus	glove	



# Know Your Words!

Mason/Tyler – Spelling Words

Name \_\_\_\_\_



Words	Monday	Tuesday	Wednesday	Thursday	Friday
two					
goat					
nails					
pirate					
tie					
goose					
nose					
pot					
type					
glasses					
newspaper					
pencil					
tail					
guitar					
nut					
plant					
towel					
gate					
needle					
pen					

# Know Your Words!

Makayla/Nichcha – Spelling Words

Name \_\_\_\_\_




Words	Monday	Tuesday	Wednesday	Thursday	Friday
cat					
hand					
chair					
comb					
heart					
cherry					
coat					
hat					
chimney					
cake					
horn					
chin					
candy					
hook					
chick					
chief					
check					
chop					

# Know Your Words!

Rohan/Travis – Spelling Words

Name \_\_\_\_\_



Words	Monday	Tuesday	Wednesday	Thursday	Friday
fret					
trot					
glum					
dress					
from					
gruff					
bled					
plot					
plug					
sled					
cross					
fluff					
frog					
club					
slob					
slug					
gloss					
plum					
drop					
drum					

Use and reprint this when drawing and describing your main character in your chosen WUSHKA story.


Name: \_\_\_\_\_

## Crossword - Mason, Tyler

H	P	K	I	N	G	C	N	O	S	E	G
P	E	L	X	U	L	T	A	I	L	J	U
L	N	C	K	T	A	N	A	I	L	S	I
A	C	N	E	W	S	P	A	P	E	R	T
N	I	T	J	F	S	G	O	O	S	E	A
T	L	W	T	I	E	T	O	W	E	L	R
I	G	O	A	T	S	T	Y	R	E	P	A
P	O	T	L	P	I	R	A	T	E	Z	T

Find the following words in the puzzle.

Words are hidden → and ↓ .

GLASSES

GOAT

GOOSE

GUITAR

NAILS

NEWSPAPER

NOSE

NUT

PENCIL

PIRATE

PLANT

POT

TAIL

TIE

TOWEL

TWO

TYRE

SOLUTION

**Crossword - Mason, Tyler**

.	P	.	.	N	G	.	N	O	S	E	G
P	E	.	.	U	L	T	A	I	L	.	U
L	N	.	.	T	A	N	A	I	L	S	I
A	C	N	E	W	S	P	A	P	E	R	T
N	I	T	.	.	S	G	O	O	S	E	A
T	L	W	T	I	E	T	O	W	E	L	R
.	G	O	A	T	S	T	Y	R	E	.	.
P	O	T	.	P	I	R	A	T	E	.	.

Word directions and start points are formatted: (Direction, X, Y)

GLASSES (S,6,1)

GOAT (E,2,7)

GOOSE (E,7,5)

GUITAR (S,12,1)

NAILS (E,7,3)

NEWSPAPER (E,3,4)

NOSE (E,8,1)

NUT (S,5,1)

PENCIL (S,2,1)

PIRATE (E,5,8)

PLANT (S,1,2)

POT (E,1,8)

TAIL (E,7,2)

TIE (E,4,6)

TOWEL (E,7,6)

TWO (S,3,5)

TYRE (E,7,7)

Name: \_\_\_\_\_

## Crossword - Makayla, Nichcha

H	B	Z	B	N	G	A	W	B	W	J	V	D	S	C	K	E	X
A	D	T	Y	C	C	A	K	Y	O	J	I	P	Z	W	O	O	Q
T	E	B	V	Z	Y	A	H	I	N	A	C	H	I	N	T	A	X
J	K	A	B	I	S	G	N	C	H	I	M	N	E	Y	K	D	T
P	O	B	K	U	C	H	Q	D	S	C	X	D	Q	G	H	A	C
V	U	Z	H	O	H	E	C	A	Y	T	D	H	H	R	R	J	H
M	J	C	P	C	O	B	H	T	D	C	O	M	B	E	G	U	I
Z	R	D	M	H	P	F	I	C	H	C	H	A	I	R	A	O	C
R	H	M	K	E	O	H	E	A	O	W	O	G	M	Y	F	R	K
I	C	D	M	C	I	V	F	T	O	N	R	L	Z	H	Y	F	T
S	U	N	F	K	H	A	N	D	K	X	N	Q	C	K	U	O	G
X	D	C	A	K	E	C	H	E	R	R	Y	C	B	P	Q	T	E

Find the following words in the puzzle.

Words are hidden → ↓ and ↘ .

CAKE  
CANDY  
CAT  
CHAIR  
CHECK  
CHERRY  
CHICK

CHIEF  
CHIMNEY  
CHIN  
CHOP  
COAT  
COMB  
HAND

HAT  
HEART  
HOOK  
HORN

SOLUTION

**Crossword - Makayla, Nichcha**

```
H . . . . . C . . .
A . . . . C . . . . . O . .
T . . . . . A . . . . C H I N . A .
. . . . . . N C H I M N E Y . . T
. . . . . C . . D . . . . . C
. . . . . H . C . Y . . . H . . . H
. . . . . C O . H . . C O M B E . . I
. . . . . H P . I C H C H A I R A . C
. . . . . E . . E A O . O . . . . R K
. . . . . C . . F T O . R . . . . T
. . . . . K H A N D K . N . . . . .
. . C A K E C H E R R Y . . . . .
```

Word directions and start points are formatted: (Direction, X, Y)

CAKE (E,3,12)  
CANDY (SE,6,2)  
CAT (S,9,8)  
CHAIR (E,11,8)  
CHECK (S,5,7)  
CHERRY (E,7,12)  
CHICK (S,18,5)

CHIEF (S,8,6)  
CHIMNEY (E,9,4)  
CHIN (E,12,3)  
CHOP (S,6,5)  
COAT (SE,15,1)  
COMB (E,11,7)  
HAND (E,6,11)

HAT (S,1,1)  
HEART (SE,14,6)  
HOOK (S,10,8)  
HORN (S,12,8)



Name: \_\_\_\_\_

## Crossword - Rohan, Travis

O	T	G	A	Z	N	M	Z	B	R	W	O	S	L	E	D	H	E
E	B	R	L	F	H	V	I	P	L	O	T	P	N	S	C	B	M
P	L	U	M	U	L	S	C	L	O	C	W	L	D	W	Y	R	T
L	E	H	I	D	M	U	A	N	I	V	U	U	R	B	L	E	R
P	D	P	C	F	S	N	F	H	W	A	F	G	O	D	V	F	U
S	R	J	F	F	G	C	E	F	E	L	V	R	P	H	I	P	C
L	E	Z	O	R	R	S	L	G	L	O	S	S	E	Y	F	C	K
U	S	F	L	O	U	L	Y	U	R	R	T	J	M	T	S	K	M
G	S	Q	R	G	F	O	Y	R	B	C	R	O	S	S	L	Z	E
A	W	U	D	O	F	T	Q	J	E	A	O	R	Q	P	O	R	G
G	X	H	X	V	M	V	A	U	N	L	T	X	R	M	B	E	C
S	O	M	L	D	R	U	M	Y	W	M	G	Z	Y	Q	H	J	N

Find the following words in the puzzle.

Words are hidden → ↓ and ↘ .

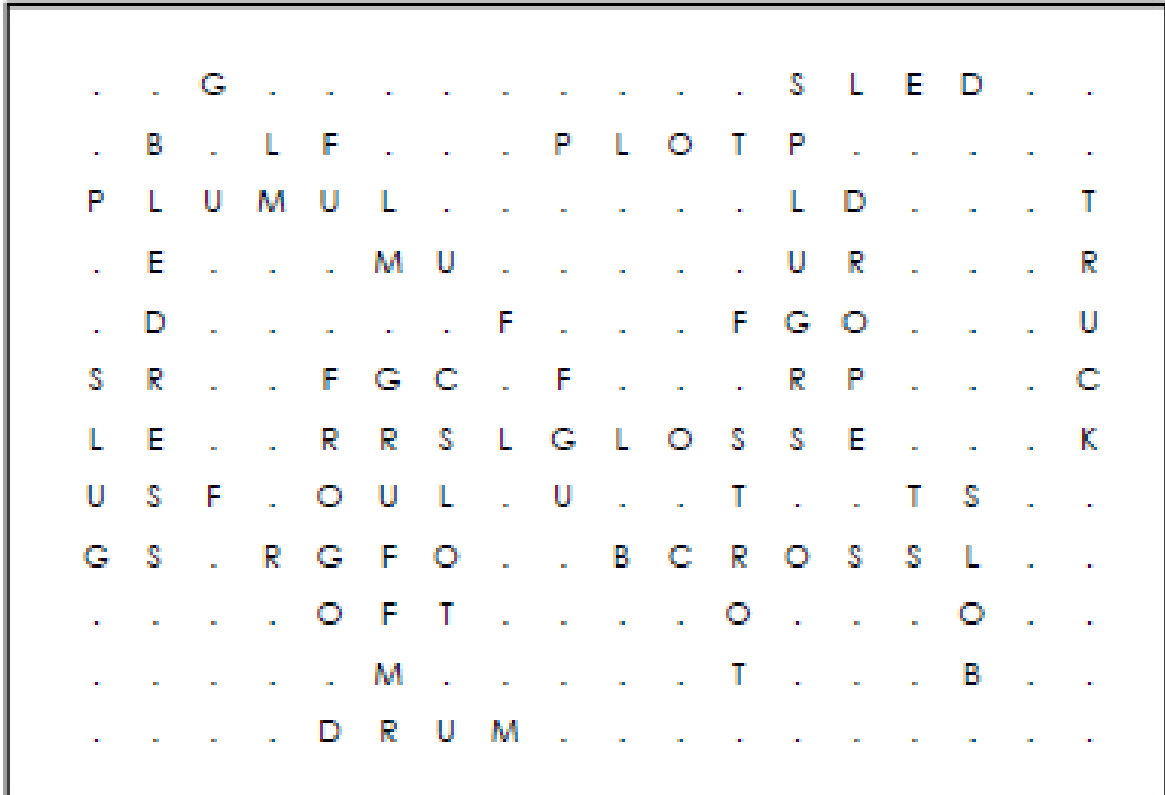
BLED  
CLUB  
CROSS  
DRESS  
DROP  
DRUM  
FLUFF  
FRET

FROG  
FROM  
GLOSS  
GLUM  
GRUFF  
PLOT  
PLUG  
PLUM

SLED  
SLOB  
SLOT  
SLUG  
TROT  
TRUCK

SOLUTION

**Crossword - Rohan, Travis**



Word directions and start points are formatted: (Direction, X, Y)

BLED (S,2,2)  
CLUB (SE,7,6)  
CROSS (E,11,9)  
DRESS (S,2,5)  
DROP (S,14,3)  
DRUM (E,5,12)  
FLUFF (SE,5,2)  
FRET (SE,12,5)

FROG (S,5,6)  
FROM (SE,3,8)  
GLOSS (E,9,7)  
GLUM (SE,3,1)  
GRUFF (S,6,6)  
PLOT (E,9,2)  
PLUG (S,13,2)  
PLUM (E,1,3)

SLED (E,13,1)  
SLOB (S,16,8)  
SLOT (S,7,7)  
SLUG (S,1,6)  
TROT (S,12,8)  
TRUCK (S,18,3)

Monday 19th July 2021

Write full name:

What is the weather today?

Lechliffe Park Public School

say day may play they some

cattle gave make take made

Tuesday 20th July 2021

Write full name:

What is the weather today?

Lechlbridge Park Public School

later wait great break care

where there their they're are

Wednesday 21st July 2021

Write full name:

What is the weather today?

Leithbridge Park Public School

far park ask asked fast can't

after laugh when when went

Thursday 22nd July 2021

Write full name

What is the weather today?

Lechbridge Park Public School

yes get well tell very sent

left them next every best

Friday 23rd July 2021

Write full name

What is the weather today?

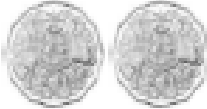

Lechlbridge Park Public School

never said says any many

friend me he she we

## Maths (Number) – Monday 19<sup>th</sup> June 2021


Coin Sorting 1 - use the coins in the work pack to work out this maths problem.














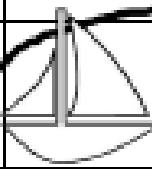






\$1 is made up of 100c. So if you have  you have 100c which is the same value as \$1. How many ways can you make \$1 by using cent coins  ?


Gold coin	Make the same value using silver coins
	   
	                     
	
	
	
	
	



# Maths (Measurement) – Monday 19<sup>th</sup> June 2021










	<b>Dolphin Cove</b>						
7							
6							
5							
4							
3							
2							
1							
	A	B	C	D	E	F	G



**Max is visiting Dolphin Cove. Use the map & legend to answer the questions.**

1. Write the grid coordinates of the following:  
 Waterfall: \_\_\_\_\_ Camp spots: \_\_\_\_\_, \_\_\_\_\_, \_\_\_\_\_
2. What is located at the following grid coordinates?  
 G2: \_\_\_\_\_ E4: \_\_\_\_\_  
 A7: \_\_\_\_\_ F6: \_\_\_\_\_
3. Max is camping at B5. What is the location of his closest lookout? \_\_\_\_\_
4. Max found a great fishing spot at D3. Draw a symbol for the legend and draw it on the map.
5. Colour the map to show the water and the land.

### Legend


-  Forest
-  Waterfall
-  Dolphin watching
-  Boat hire
-  Lookout
-  Camp spot
-  Campfire area

Copyright © [www.easyteaching.net](http://www.easyteaching.net)

## Maths (Number) – Tuesday 20<sup>th</sup> June 2021









**Coin Sorting 2 - use the coins in the work pack to work out this maths problem.**

*\$2 is made up of 200c. So if you have you have 200c which is the same value as \$2. How many ways can you make*




*\$2 by using cent coins*



Gold coin	Make the same value using silver coins
	
	
	
	
	
	
	

## Maths (Measurement) – Tuesday 20<sup>th</sup> June 2021

### Chance Jars



1. What is the chance you will choose a square?

---



2. What is the chance you will choose a triangle?

---



3. What is the chance you will choose a circle?

---



4. What is the chance you will choose a triangle?

---

likely

unlikely

impossible

even chance

# Maths (Number) – Wednesday 21<sup>st</sup> June 2021

**Clock Solitaire – remove your cards from the work pack and get ready to play.**

**Watch the video online to learn how to play this classic game with numbers and time!**

## How to Play Clock Solitaire

- **Players:** Requires only one player
- **Deck:** Standard 52-card deck
- **Goal:** Complete all other four-of-a-kind sets before the fourth king is revealed.

### Setup

Shuffle the deck and deal the cards, face down, into 13 piles of four cards each.

The piles should be arranged as if they are the numbers on a clock with the extra pile in the middle of the circle. The "numbers" of each of the piles (1 through 12 on the clock and the middle pile as the No. 13) are important.

### Gameplay

Turn the top card on the 13th pile face up (that's the pile in the middle of the circle). Place the card, still face up, under the pile of that card's number. For example, a 4 would go under the 4 pile. An ace would go under the one pile. Face cards are placed as follows: jack under 11, queen under 12, king under 13.

Then, turn the top card on that pile face up and place it, still face up, under the appropriate pile. Continue in this manner until the game ends.

If the final face-down card in a pile belongs to that same pile, continue the game by turning the next (moving clockwise) face-down card face up.

### How to Win

You win if all 13 piles become face-up piles of four-of-a-kind. However, you lose if the fourth king is turned face up before all the other sets are completed. Clock Solitaire is only won about 1% of the time because it is entirely based on chance.



# Maths (Measurement) – Wednesday 21<sup>st</sup> June 2021

## Time Match O'clock, Half Past

Cut and paste the matching times!



1:00

1:30

four o'clock

half past 1



half past 11

6:00

2:30



5:30




11:30

4:00

one o'clock

half past 2



six o'clock

half past 5

## Maths (Number) – Thursday 22<sup>nd</sup> June 2021

**Place Value War** – remove your cards from the work pack and get ready to play. Watch the video on the remote learning page to learn how to play this card game about place value.

### Instructions for play:

1. Deal the cards into two (for playing with tens), three (for playing with hundreds) or four (for playing with thousands) piles per player.
2. To begin play, each player turns over the top card from each of his piles. The player with the number of highest value wins the skirmish, placing all of his own and his opponents cards into a prisoner pile.
3. Repeat until all of the cards have been played. The player with the most cards in his prisoner pile is the winner.

**For more of a challenge, here's how to play Multiplication War with your pack of cards! Watch the video on the remote learning page to learn how to play this card game about multiplication.**

### Instructions for play:

1. Shuffle the deck and place face down in the centre of the table.
2. The youngest player starts. To begin play, the first player turns over the top two cards from the centre pile. Their opponent does the same. Each player multiplies the factors shown on their pair of cards. The player whose cards represent the highest value wins the skirmish, placing all of his own and his opponents cards into a prisoner pile.

As an example, in the image below the player to the left would score  $8 \times 1 = 8$  and the player to the right  $2 \times 5 = 10$ . The player to the right wins the skirmish.

3. Repeat until all cards have been played. The player with the most cards in his prisoner pile is the winner.



# Maths (Measurement) – Thursday 22<sup>nd</sup> June 2021

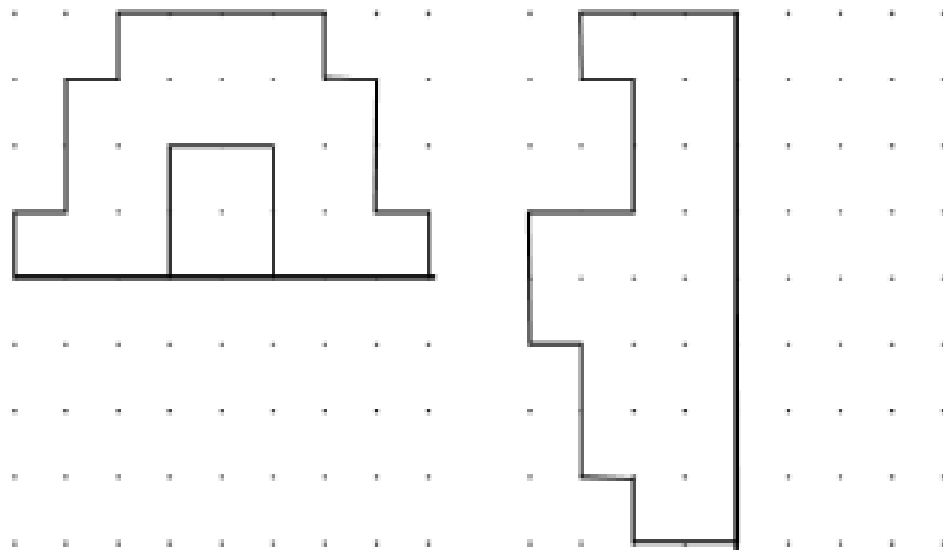
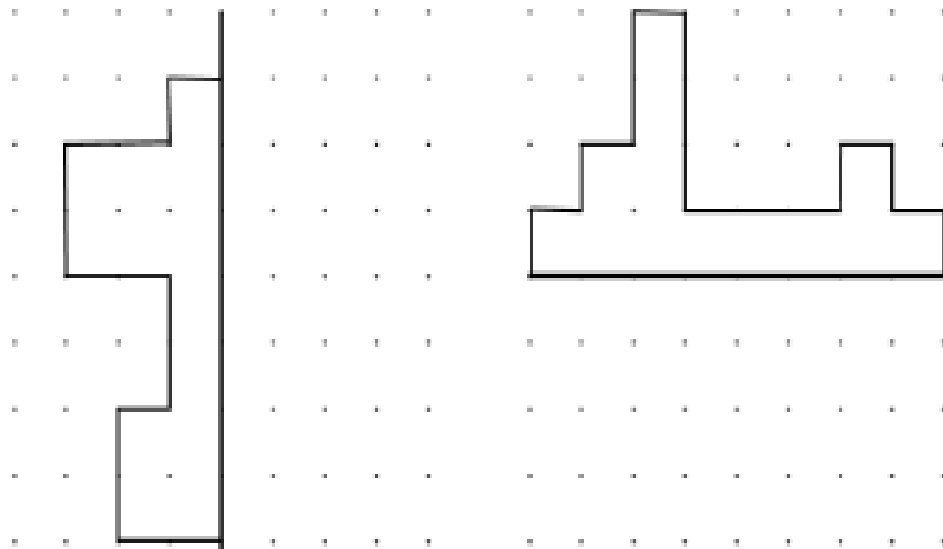
Name \_\_\_\_\_

Date \_\_\_\_\_



## LINE SYMMETRY SHEET 1

Complete the missing half of each of the shapes using the mirror lines.



# Maths (Number) – Friday 23<sup>rd</sup> June 2021

**Maths Board Game** – In your work pack, there will a laminated board game to play. You will need your dice and counters to play. Look out for these games found below – one of them will be in your work pack. Have fun playing!

**Addition to 100 School Bus Ride**

Twinkl

50+22 55+13 13+42 27+43 63+17  
70+30 18+43 24+55  
88+11 33+44  
46+50 35+25 64+26  
52+12  
22+67 56+20  
30+6 30+14 35+30  
40+14 55+35 25+25  
65+24 24+46  
50+30 50+40  
85+15  
55+45 20+55 65+31

START

Finish!

**WHAT'S THE TIME MR. WOLF?**

Teach THIS

2-4 players  
Need: A die and coloured counters for each player

- Place your counter on "Start".
- Take turns rolling the die and moving that number of spaces around the board.
- Read the time out loud.
- Place your counter on the matching clock.
- If you can't put your counter on a clock, you miss that turn.
- Take turns rolling and moving around the board until all clocks are covered.
- The winner is the player with the most clocks covered.

START 11:30 MISS A TURN 6:30 1:00 10:00 2:00  
4:00  
7:30  
HAVE ANOTHER TURN  
5:30  
4:30 5:00 8:30 3:00 11:00 TAKE AWAY ANOTHER PLAYER'S COUNTER  
COVER ANY CLOCK

**Snakes and Ladders**  
6, 7, 8 and 9 Times Tables

You will need...

- The Snakes and Ladders Board
- Game board
- A dice
- A counter per player

How to play...

- Players take it in turns to roll the dice. The player with the highest number goes first, the player with the second highest goes second and so on.
- When it's their turn, players move the counter the number of spaces shown on the dice and answer the calculation they land on.
- If the answer given to the calculation is correct, play continues as usual:
  - landing on a snake's head - the player's counter slides down;
  - landing at the bottom of a ladder - the player's counter climbs up.
- If the answer given to the calculation is incorrect, the player misses a go.
- The first player to reach the finish is the winner!

twinkl

20 8 × 8 =	21 9 × 7 =	22 6 × 5 =	23 7 × 7 =	Finish
19 8 × 4 =	18 6 × 7 =	17 7 × 5 =	16 9 × 2 =	15 8 × 5 =
10 9 × 4 =	11 6 × 6 =	12 7 × 9 =	13 8 × 2 =	14 6 × 8 =
9 9 × 9 =	8 8 × 3 =	7 6 × 4 =	6 9 × 6 =	5 7 × 8 =
Start	1 6 × 2 =	2 8 × 6 =	3 9 × 8 =	4 7 × 3 =

**Place Value Match**

Teach THIS

6	15	24	10	28	21	3
20	27	2	25	14	8	12
9	18	13	29	23	17	5
16	4	22	7	26	11	19

- Roll a die. Move forward that number of spaces. Read the number aloud.
- Place a counter on the matching number in the middle of the board. If that number is already covered, play moves to the next player.
- The winner is the first player with 4 numbers covered in a row.

START

2 tens and 3 ones | 1 ten and 9 ones | 8 ones | 2 tens | 5 ones | 1 ten and 6 ones | 2 tens and 9 ones | 2 tens and 7 ones | 1 ten and 2 ones

1 ten and 1 one | 2 tens and 8 ones | 9 ones | 2 tens and 2 ones | 1 ten and 5 ones | 2 ones | 1 ten and 3 ones

1 ten and 7 ones | 2 tens and 4 ones | 7 ones | 1 ten and 6 ones | 2 tens and 1 one | 6 ones | 1 ten | 2 tens and 5 ones | 1 ten and 8 ones

Swap with another player | 1 ten and 3 ones | Go 3 spaces



## Maths (Measurement) – Friday 23<sup>rd</sup> June 2021

### Analogue, Digital and Written O'clock and Half Past

Draw lines to connect the matching times.




1:00

half past  
ten




2:30

one  
o'clock



8:30

half past  
two



10:30

half past  
eight



6:00

six o'clock