

M-Yellow

**Remote Learning
Pack**

Term 3 Week 1 2021

Dear M-Yellow families,

Welcome everyone to Term 3 2021!

Your continued efforts to work with your child during the remote learning period are all greatly appreciated, and we thank you for your support.

Attached is a timetable of learning activities for this week. While some learning activities have been adapted to suit the nature of learning at home, the content and activities are familiar to your child.

Please ensure you check the school website for updates as the week unfolds. The school website is <https://lethbridgk-p.schools.nsw.gov.au/>

To respect confidentiality of different learning usernames and passwords sent this week, individual access codes for Literacy Planet, Mathletics, Seesaw and Wushka (as well as your child's education email and password) will be emailed to you through Seesaw, ClassDojo or your email address.

As always, please feel free to contact me on Seesaw, ClassDojo or via email at sean.dowling2@det.nsw.edu.au if you have any questions or need further clarification throughout the remote learning period. We'll be in contact this week to update on how your child is going with the learning content at home.

Kind regards,
Sean Dowling & Kate Goddard

M-YELLOW: REMOTE LEARNING SEQUENCE: TERM 3 WEEK 1 2021

<u> timetable: Learning for the day</u>	Resources	Tues	Wed	Thurs	Fri
<p>Once all activities are done, mark each day with a tick as completed.</p> <p style="text-align: center;">Ready to start your learning?</p> <ul style="list-style-type: none"> Remove all printable activities from your folder OR printer and place them neatly on your worktable. All learning codes for Seesaw, Literacy Planet, Mathletics and Wushka are available if required. Practise breathing in and out counting to five to get ready to learn! Please feel free to take any photos of your learning and put them online at Seesaw! <p style="text-align: center;">MORNING MEETING:</p> <ul style="list-style-type: none"> Good morning M-Yellow! What zone are you in today? Green, blue, yellow, or red? What can we do to stay in the green zone throughout the day? Look at a calendar and say aloud and answer: today's day, date, month, and year. Say aloud and write down into separate paper: Today is _____ (name of the day), The month is _____ (name of the month), the date is _____, 2021. Check out the window near you for the weather. Say aloud and answer: What is today's weather? – is it sunny, cloudy, rainy, foggy? What is the season this week? What will the weather be tomorrow? How many days completed this month? How many days left until this month finishes? Completed every day. 	<p>Work folder with worksheets OR printable copy.</p> <hr/> <p>Water bottle.</p> <p>Learning codes.</p> <p>July calendar.</p>				
<p>SPELLING/WRITING (one activity AND one Literacy Planet task online):</p> <ul style="list-style-type: none"> Look over your spelling words and read them aloud as you go. Look out for your name on top of the spelling words sheets – that will be your one to work on this week. Look, cover, write and check all spelling words (complete every day – can put onto separate paper). Tuesday: cut and sort the words into their separate sections (beginning sounds/letters or consonant/vowel words – check with the THRASS chart when sounding out new words). Glue the sort into separate paper. Wednesday: Rainbow words of all spelling words (with coloured pencils) into separate paper. Thursday: Crosswords of all spelling words. Your name will be attached to your crossword. Friday: Spelling test – look, cover, write and check. Complete one Literacy Planet task (https://www.literacyplanet.com/) on your computer/laptop using your Literacy Planet login code (one task to complete every day). 	<p>Spelling words sheet – Tuesday, Wednesday, Thursday, Friday.</p> <p>Look, cover, write, check sheet.</p> <p>Literacy Planet log in code.</p> <p>THRASS chart to support sounding out new words.</p>				
READING ON WUSHKA	Wushka log in code.				

M-YELLOW: REMOTE LEARNING SEQUENCE: TERM 3 WEEK 1 2021




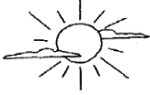



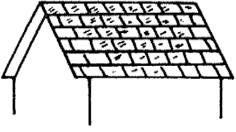










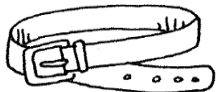





<ul style="list-style-type: none"> • Log into Wushka (https://wushka.com.au/login/) on your computer/laptop using your Wushka login code. • Read one to two books to yourself or aloud to a family member for 10 minutes. Write down any new or tricky words that you have found on a separate sheet of paper and read them out aloud as best as you can. • Complete the quiz once you have finished your online book/s. • Completed every day. • Log into Storyline Online (https://storylineonline.net/) to listen to a story of your choice – while having your crunch and sip, stretch out and move about! 	<p>Readers available on Wushka online.</p>			
<p style="text-align: center;">HANDWRITING:</p> <ul style="list-style-type: none"> • Complete one handwriting task per day – set as one page for Tuesday, Wednesday, Thursday, and Friday. • Completed to the end of each page every day. • Go to the website https://www.abcya.com/games/letter_trace on your device. Choose a category and practise tracing your letters and numbers. 	<p>Storyline Online website</p>			
<ul style="list-style-type: none"> • Complete one handwriting task per day – set as one page for Tuesday, Wednesday, Thursday, and Friday. • Completed to the end of each page every day. • Go to the website https://www.abcya.com/games/letter_trace on your device. Choose a category and practise tracing your letters and numbers. 	<p>Handwriting pages – Tuesday, Wednesday, Thursday, Friday.</p>			
<p style="text-align: center;">Maths (number, measurement AND one Mathletics task online):</p> <ul style="list-style-type: none"> • Complete one number task & one measurement task per day: • Tuesday number – Go to the activity: Sam's money challenge and follow the instructions. • Tuesday measurement – Go to the activity: Telling time and follow the instructions. • Wednesday number – Go to the activity: Number lines and follow the instructions. • Wednesday measurement – Go to the activity: Half past the hour and follow the instructions. • Thursday number – Go to the activity: The Counting Game: Multiples and follow the instructions. • Thursday measurement – Go to the activity: Locating landmarks and follow the instructions. • Friday number – Go to the activity: Two handfults and follow the instructions. • Friday measurement - Go to the activity: Coordinate words and follow the instructions. • Complete one Mathletics task (https://www.mathletics.com/au/) on your computer/laptop using your Mathletics login code (one task to complete every day). 	<p>Maths tasks – Tuesday, Wednesday, Thursday, Friday. Mathletics log in code.</p>			
<p style="text-align: center;">End of Learning choice:</p> <ul style="list-style-type: none"> • Free choice of Scratch (coding - https://scratch.mit.edu/) or Powerpoint (presentation - https://www.office.com/) on your computer/laptop – 10 to 15 minutes on either choice. • Any questions, comments or learning to share, please make contact through Seesaw. • New videos regarding the daily learning activities, will be available in time to observe how activities are completed, through the school website and through Seesaw. <p style="text-align: center;">Happy learning everyone and see you again soon! – Mr. Dowling & Miss. Kate</p>	<p>Student education emails (to access Scratch and Powerpoints)</p>			

2021 JULY

SUN	MON	TUE	WED	THU	FRI	SAT
				1	2	3
4	5	6	7	8	9	10
11	12	13	14	15	16	17
18	19	20	21	22	23	24
25	26	27	28	29	30	31

b	m	r	s
bug	map	roof	scissors
boy	man	rabbit	six
belt	map	rake	saw
bird	mop	road	socks
	mitten	rain	seal
	milk		

SORT 1 Beginning Consonants b, m, r, s

Bb 	Mm 	Rr 	Ss 
			
	6 		
			
			
			













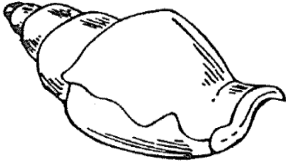
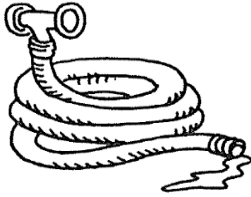
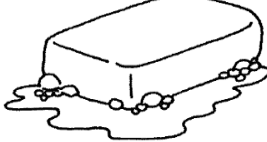


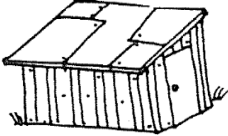
Copyright © 2009 Pearson Education Inc. Reproduction is permitted for classroom only.

Spelling Sort – Mason, Tyler

s	h	sh
sun	hand	shoe
saw	horse	shirt
socks	house	ship
soap	ham	sheep
seal	hose	shark
		shell
		shop
		shed

Spelling Words – Makayla, Nichcha

SORT 13 s, h, and sh Digraph

<p>s </p>	<p>h </p>	<p>sh </p>
		
		
		
		
		

Copyright © 2009 Pearson Education Inc. Reproduction is permitted for classroom only.

Spelling Sort – Makayla, Nichcha

CVC	CVCe	CVVC
black	space	rain
rash	frame	brain
flash	place	paint
camp	blame	train
	tale	tail
oddball	mane	main
said		chain
want		faint

Spelling Words – Rohan, Travis

SORT 13 Short -a and Long -a (CVCe and CVVC)

ă CVC	ā CVCe	ā CVVC
<i>oddball</i>	space	rain
black	mane	tale
brain	paint	place
rash	blame	train
main	faint	want
chain	camp	tail
said	frame	flash

Copyright © 2009 Pearson Education Inc. Reproduction is permitted for classroom only.

a A

b B c C

d D e E f F

g G h H i I

j J k K l L

m M n N o O

p P q Q r R

s S t T u U

v V w W x X

y Y z Z

b bb *

c k ck ch q *

ch tch *

d dd *

f ff ph *

g gg *

h *

j g ge dge *

l ll *

m mm mb *

n nn kn *

ng n *

p pp *

r rr wr *

s ss se c ce *

s *

sh ti ch *

t tt *

th *

th *

v ve *

w wh u *

y *

z zz ze s se *

THRASS® GRAPHEMECHART 2012 UPDATE

© 1998 Denyse Ritchie & Alan Davies • ISBN 978 1 876424 04 6
2012 - THE THRASS INSTITUTE (Australia & Canada)

a *

a a-e ai ay *

air are *

ar a *

e ea *

e ea ee ey y *

ear eer *

er ar or ure a e i o u *

er ir or ur *

i y *

i i-e igh y *

o a *

o oa o-e ow *

oi oy *

oo u *

oo ew ue *

ure *

or a au aw oor *

ow ou *

u o *

a A b B c C d D e E f F g G h H i I j J k K l L m M n N o O p P q Q r R s S t T u U v V w W x X y Y z Z

bird **rabbit** cat **kitten** **duck** **school** **queen** chair **watch** dog **ladder** fish **coffee** **dolphin** gate **egg**
 hand jam **giant** **cage** **bridge** leg **bell** mouse **hammer** **lamb** net **dinner** **knee** king **ink**
 panda **hippo** rain **cherry** **wrist** sun **dress** **horse** **city** **ice** treasure shark **station** **chef** tap **letter**
 thumb feather voice **sleeve** water **wheel** **quilt** yawn zip **fizz** **sneeze** laser **cheese**

THRASS® WORDCHART 2012 UPDATE © 1998 Denyse Ritchie & Alan Davies 2012 - THE THRASS INSTITUTE (Australia & Canada)

ant baby **tape** **snail** **tray** hair **square** car **banana** bed **bread** me **beach** **tree** **key** **pony**
 ear **deer** teacher **collar** **doctor** **measure** **zebra** **garden** **fossil** **lion** **circus** fern **shirt** **worm** **fur**
 tin **pyramid** tiger **kite** **light** **fly** frog **swan** nose **boat** **note** **snow** coin **toy**
 book **bull** moon **screw** **glue** lure fork **ball** **sauce** **saw** **door** cow **house** bus **glove**

Know Your Words!

Mason/Tyler – Spelling Words

Name _____



Words	Monday	Tuesday	Wednesday	Thursday	Friday
bug					
boy					
belt					
bird					
map					
man					
map					
map					
mitten					
milk					
rabbit					
rake					
road					
rain					
mitten					
six					
saw					
socks					
seal					
scissors					

Know Your Words!

Maksyla/Nichcha - Spelling Words

Name _____



Words	Monday	Tuesday	Wednesday	Thursday	Friday
sun					
saw					
socks					
soap					
seal					
hand					
horse					
house					
ham					
hose					
shoe					
shirt					
ship					
sheep					
shark					
shell					
shop					
shed					

Know Your Words!

Rohan/Travis - Spelling Words


Name _____



Words	Monday	Tuesday	Wednesday	Thursday	Friday
black					
rash					
flash					
camp					
said					
want					
space					
frame					
place					
blame					
tale					
mane					
rain					
brain					
paint					
train					
tail					
main					
chain					
faint					

Name: _____

Crossword - Mason, Tyler



Find the following words in the puzzle.

Words are hidden → and ↓ .

BELT

BIRD

BOOK

BOY

BUG

MAN

MAP

MITTEN

MOP

RABBIT

RAIN

RAKE

ROAD

ROOF

SAW

SCISSORS

SEAL

SIX

SOCKS

SOLUTION

Crossword - Mason, Tyler

S	I	X	B	U	G	.	.	S	.	M	M
S	B	E	L	T	.	.	R	O	.	O	A
E	.	.	.	S	A	W	O	C	B	P	P
A	M	I	T	T	E	N	A	K	I	B	R
L	.	.	M	A	N	.	D	S	R	O	A
R	O	O	F	.	B	O	O	K	D	Y	K
R	A	B	B	I	T	R	A	I	N	.	E
.	.	S	C	I	S	S	O	R	S	.	.

Word directions and start points are formatted: (Direction, X, Y)

BELT (E,6,2)

BIRD (S,2,1)

BOOK (E,2,7)

BOY (E,9,4)

BUG (S,1,5)

MAN (S,3,1)

MAP (S,4,1)

MITTEN (E,5,8)

MOP (E,1,8)

RABBIT (E,6,1)

RAIN (S,1,1)

RAKE (E,5,4)

ROAD (S,12,2)

ROOF (E,4,6)

SAW (E,9,5)

SCISSORS (E,2,5)

SEAL (E,8,7)

SIX (E,9,6)

SOCKS (E,5,3)

Name: _____

Crossword - Makayla, Nichcha

Y	H	Y	X	U	J	Q	S	A	W	X	I	T	O	I	B	J	S
C	R	O	J	N	A	K	H	P	H	A	N	D	P	Q	X	T	H
H	O	U	S	E	S	G	E	S	H	A	R	K	D	W	X	S	E
M	Y	H	U	E	O	W	D	T	L	Z	H	O	R	S	E	Z	E
S	M	E	M	Z	C	G	J	Z	V	V	S	K	S	H	T	I	P
S	H	Z	G	Y	K	H	V	X	O	E	O	O	U	A	A	H	L
E	T	O	T	S	S	I	X	S	E	B	G	S	N	M	O	J	N
H	S	G	E	D	Y	V	K	H	S	I	A	S	H	L	T	L	L
W	E	B	K	S	C	E	M	I	O	U	Y	Q	H	E	P	G	K
V	A	O	G	T	P	C	M	R	A	Z	P	D	K	O	L	J	Y
Q	L	B	D	Q	Z	S	T	T	P	T	O	X	R	V	P	L	T
W	E	Y	S	H	I	P	Q	V	E	B	A	H	R	P	Q	L	W

Find the following words in the puzzle.

Words are hidden → ↓ and ↘ .

HAM

HAND

HORSE

HOSE

HOUSE

SAW

SEAL

SHARK

SHED

SHEEP

SHELL

SHIP

SHIRT

SHOE

SHOP

SOAP

SOCKS

SUN

SOLUTION

Crossword - Makayla, Nichcha

```
. H . . . . S A W . . . . . S
. . O . . . . H . H A N D . . . . H
H O U S E S . E S H A R K . . . . E
. . . . E O . D . . . H O R S E . E
S . . . . C . . . . . S H . . P
. H . . . K . . . . . U A . . .
. . O . . S . . S . . . S N M . . .
. S . E . . . . H S . . S H . . .
. E . . . . . I O . . . H E . . .
. A . . . . . R A . . . . O L . .
. L . . . . . T P . . . . . P L .
. . . S H I P . . . . . . . . .
```

Word directions and start points are formatted: (Direction, X, Y)

HAM (S,15,5)
HAND (E,10,2)
HORSE (E,12,4)
HOSE (SE,2,1)
HOUSE (E,1,3)
SAW (E,8,1)
SEAL (S,2,8)

SHARK (E,9,3)
SHED (S,8,1)
SHEEP (S,18,1)
SHELL (SE,13,7)
SHIP (E,4,12)
SHIRT (S,9,7)
SHOE (SE,1,5)

SHOP (SE,13,8)
SOAP (S,10,8)
SOCKS (S,6,3)
SUN (S,14,5)

Name: _____

Crossword - Rohan, Travis

S	S	Q	P	S	W	Y	O	C	E	F	R	A	M	E	C	A	F
P	K	R	A	G	S	F	T	A	K	P	N	P	B	L	G	M	R
A	E	F	I	D	A	S	C	M	P	R	A	S	H	L	Q	N	C
C	R	Q	N	X	I	S	K	P	B	L	A	C	K	C	A	K	B
E	U	O	T	C	D	R	H	F	P	Y	G	R	B	Z	V	M	K
R	O	T	M	A	I	N	G	Z	A	Z	M	G	R	J	I	J	E
A	C	E	A	D	Z	P	D	Z	F	I	U	J	A	E	X	R	Z
I	H	T	E	I	M	L	Z	P	L	P	N	A	I	Y	K	Y	W
N	A	P	X	Z	L	A	O	V	A	K	A	T	N	K	S	X	M
H	I	D	J	U	H	C	N	H	S	W	U	L	N	X	K	V	J
T	N	G	C	X	I	E	E	E	H	P	C	W	T	A	L	E	B
W	T	T	T	R	A	I	N	F	J	S	W	A	N	T	P	N	Q

Find the following words in the puzzle.

Words are hidden → ↓ and ↘ .

BLACK
BLAME
BRAIN
CAMP
CHAIN
FAINT
FLASH

FRAME
MAIN
MANE
PAINT
PLACE
RAIN
RASH

SAID
SPACE
TAIL
TALE
TRAIN
WANT

SOLUTION

Crossword - Rohan, Travis

S . . P C . F R A M E . . .
P . . A . S . . A B
A . . I . A . . M . R A S H L
C . . N . I . . P B L A C K . A . . .
E . . T . D . . F B . . M .
R . T M A I N . . A . . . R . . . E
A C . A . . P . . F I . . A
I H . . I M L . . L . N . I
N A . . . L A . . A . . T N
. I C N . S
. N E . E H . . . T A L E .
. . . T R A I N . . . W A N T . . .

Word directions and start points are formatted: (Direction, X, Y)

BLACK (E,10,4)
BLAME (SE,14,2)
BRAIN (S,14,5)
CAMP (S,9,1)
CHAIN (S,2,7)
FAINT (SE,9,5)
FLASH (S,10,7)

FRAME (E,11,1)
MAIN (E,4,6)
MANE (SE,6,8)
PAINT (S,4,1)
PLACE (S,7,7)
RAIN (S,1,6)
RASH (E,11,3)

SAID (S,6,2)
SPACE (S,1,1)
TAIL (SE,3,6)
TALE (E,14,11)
TRAIN (E,4,12)
WANT (E,12,12)

Tuesday 31st July 2021

Write full name below:

Write home address below:

Lebburidge Park Public School

bird rabbit cat kitten duck

school queen chair watch

Wednesday 14th July 2021

Write full name below:

Write home address below:

Leithbridge Park Public School

dog ladder fish coffee dolphin

gate egg hand jam giant cage

Thursday 15th July 2021

Write full name below.

Write home address below.

Letbridge Park Public School

bridge leg bell mouse

hammer lamb net dinner

Friday 16th July 2021

Write full name below:

Write home address below:

Letbridge Park Public School

knee ring ink panda hippo

rain cherry wrist sun dress

Maths (Number) – Tuesday 13th June 2021

Sam's money challenge

Record how you would solve this problem.

Sam bought some lunch for his family which cost \$13.65. He paid using this note:



How much change will he receive?

- a. \$6.35 b. \$6.45 c. \$7.35
d. \$7.45

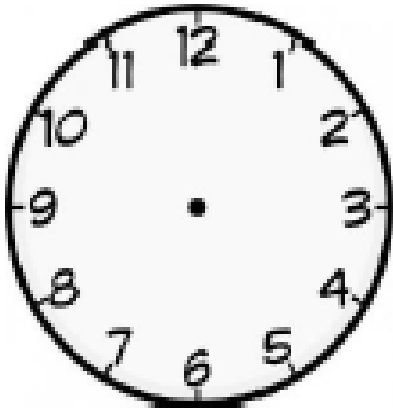
As Sam put his change in his pocket, he realised he had been given 1 note and 4 coins. He wondered what other quantities could he make with one \$5 note and 4 more coins?

- What's the smallest amount I might have?
- What's the largest amount I might have?
- How many possibilities are there?

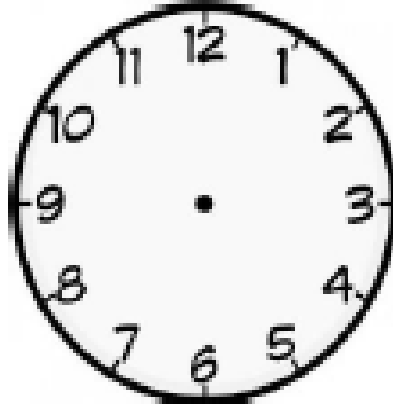
Maths (Measurement) – Tuesday 13th June 2021

Telling Time

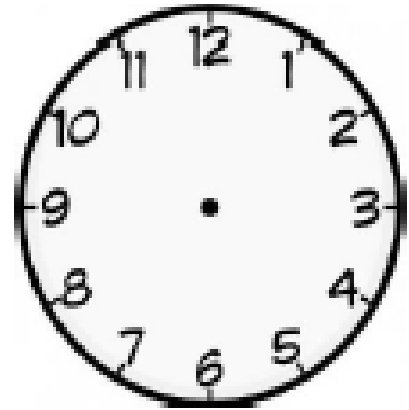
Draw the arrows on the clocks to show the time.



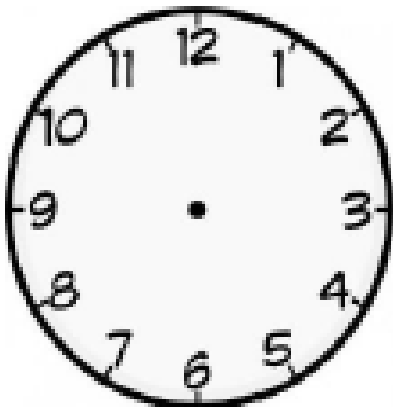
1:00



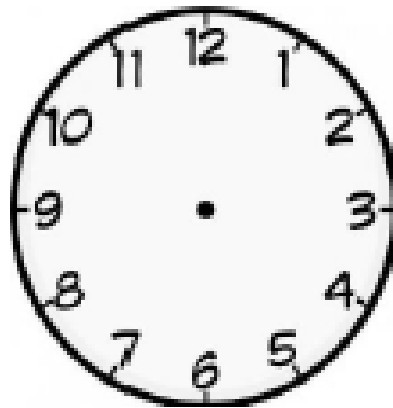
4:00



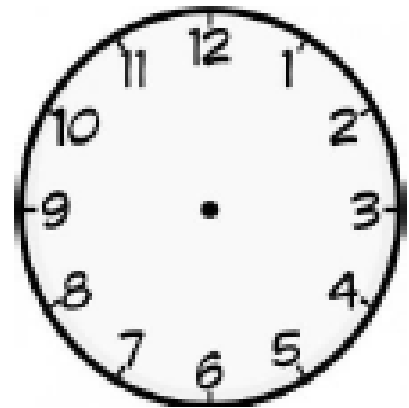
10:00



7:00

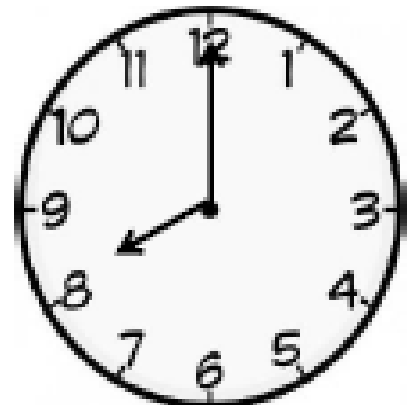
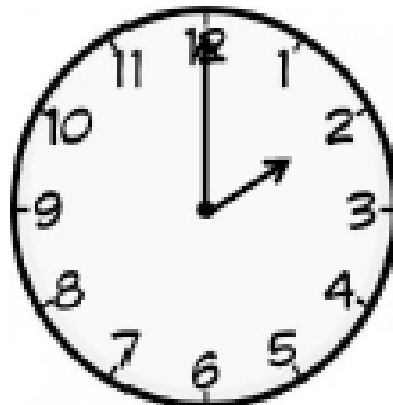
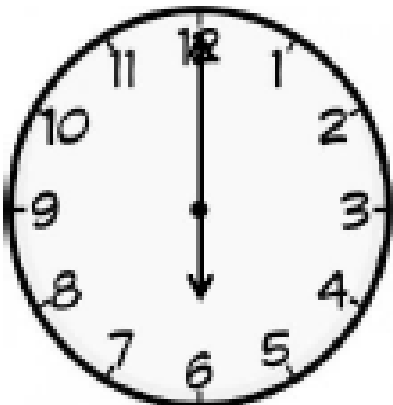


3:00



5:00

The times on the clocks are:



Maths (Number) – Wednesday 14th June 2021

Name

Date

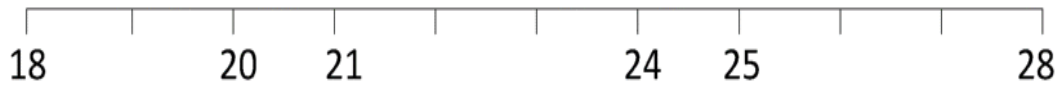


NUMBER LINES TO 200 SHEET 1


These number lines are going up by 1s or 10s.

Write in the missing numbers on the number lines.

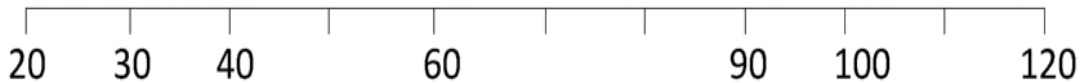
1) Counting by 1s



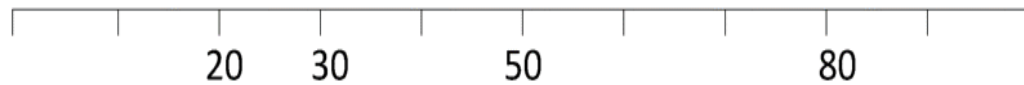
2) Counting by 1s



3) Counting by 10s



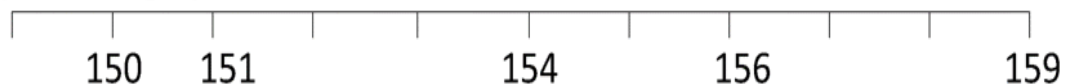
4) Counting by 10s



5) Counting by 1s



6) Counting by 1s




Name: _____

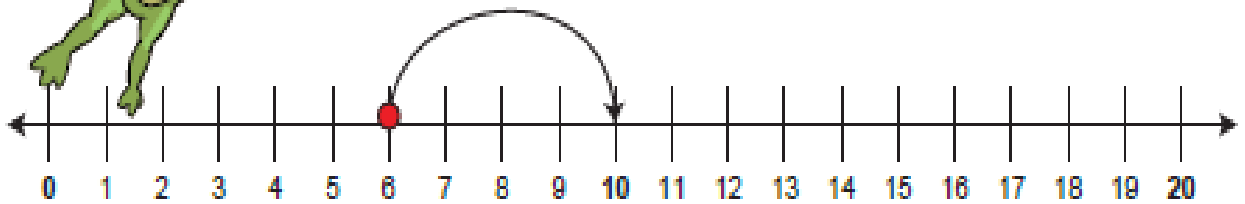
Date: _____

Jump-A-Round

Rounding numbers is like jumping to the nearest ten or nearest hundred.



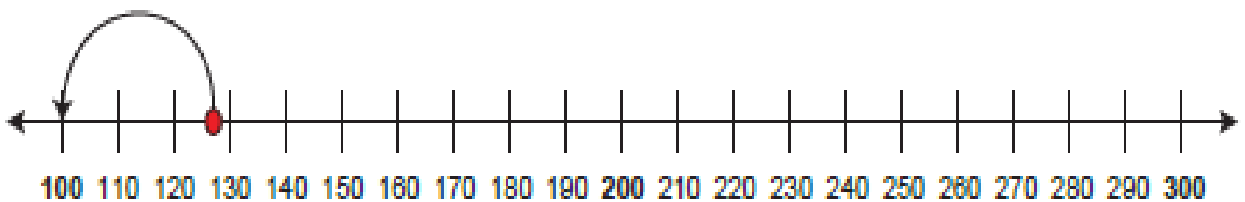
When the number has a 1, 2, 3, or 4 in the ones place, it is rounded DOWN to the nearest ten. When the number has a 5, 6, 7, 8 or 9 in the ones place, it is rounded UP to the nearest ten. For example, 6 can be rounded up to 10.



Round each number to the nearest ten.

1. 15 is about _____
2. 12 is about _____
3. 3 is about _____
4. 11 is about _____
5. 16 is about _____
6. 5 is about _____
7. 19 is about _____
8. 13 is about _____
9. 28 is about _____

When the number has a 1, 2, 3, or 4 in the tens place, it is rounded DOWN to the nearest hundred. When the number has a 5, 6, 7, 8 or 9 in the tens place, it is rounded UP to the nearest hundred. For example, 128 can be rounded down to 100.



Round each number to the nearest hundred.

10. 174 is about _____
11. 218 is about _____
12. 152 is about _____
13. 256 is about _____
14. 239 is about _____
15. 134 is about _____
16. 421 is about _____
17. 503 is about _____
8. 972 is about _____

Name: _____

LEARNING TIME

HALF PAST THE HOUR

Directions: Look at each clock and fill in the correct time. Then complete the sentence by adding the correct number.



It is half past ____.



It is half past ____.



It is half past ____.



It is half past ____.



It is half past ____.



It is half past ____.



It is half past ____.



It is half past ____.



It is half past ____.



It is half past ____.



It is half past ____.



It is half past ____.

Maths (Number) – Thursday 15th June 2021

The counting game: multiples

Select a target number, e.g. 85. Then, select a unit value, e.g. counting in fives.

The goal is to be the player who says the target number. Players can count on by saying the next 1, 2 or 3 number words in the fives sequence. Players collect a counter (or a tally mark on separate paper) if they say the target number. A new target number is chosen, and players play again. For example:

Target number 85

Player A: 5, 10,

Player B: 15, 20, 25...

Player A: 30, 35, 40...

Player B: 45...

Player A: 50, 55

Player B: 60

Player A: 65,

Player B: 70, 80, 85!

Is there a way to play so that you never lose?

Could player A have changed their turn in any way to win? If so, how?

Try counting in twos, threes, and tens as well. Use the hundreds charts as part of the game.









100's Chart

1	2	3	4	5	6	7	8	9	10
11	12	13	14	15	16	17	18	19	20
21	22	23	24	25	26	27	28	29	30
31	32	33	34	35	36	37	38	39	40
41	42	43	44	45	46	47	48	49	50
51	52	53	54	55	56	57	58	59	60
61	62	63	64	65	66	67	68	69	70
71	72	73	74	75	76	77	78	79	80
81	82	83	84	85	86	87	88	89	90
91	92	93	94	95	96	97	98	99	100

Writing Directions

You will need a copy of the park map for this activity.

Write a set of directions (using compass points) from the entry of the park at N1 to the different objects and landmarks listed in the table. The first one has been done for you.

	Start at N1. Travel 2 squares north, then 4 squares west, then 3 squares north.
	
	
	
	
	

Maths (Number) – Friday 16th June 2021

1. Two handfuls

During this task, you will answer the question ‘how many?’ by looking, thinking. You will need to organise your collection so that others can determine how many without needing to count everything.

Gather some equipment like pasta, counters, marbles, lego, or any other multiple small equipment that you have at home. Take 2 handfuls and estimate how many you think you might have.

Determine how many items you have by looking and thinking.

Organise the collection so that someone can see how many there are without having to count everything by ones. Draw a picture of your work on a separate piece of paper. Use words and symbols to describe your thinking.

Is there another way you could arrange your object? Arrange them in a different way so you can see how many you have by looking and thinking. Draw a picture of your work and use words and symbols to describe your thinking.

Compare the different ways you can arrange the collections:

- Write down 3 things that are the same about the way you organised your collections.
- Write down 3 things that are different.

Maths (Measurement) – Friday 16th June 2021

Coordinate Words

Follow the directions, colouring in the boxes as you go. What word have you made?

12															
11															
10															
9															
8															
7															
6															
5															
4															
3															
2															
1															
	A	B	C	D	E	F	G	H	I	J	K	L	M	N	O

Letter 1	A4 to A10, A7 to C7, C4 to C10
Letter 2	G4 to E4, E4 to E8, E8 to G8, G8 to G6, G6 to F6
Letter 3	I4 to I10
Letter 4	K4 to K10
Letter 5	O4 to M4, M4 to M8, M8 to O8, O8 to O4