



M-Yellow

**Remote Learning
Pack
Term 3 Week 10
2021**





Dear M-Yellow students and families,

Welcome to week 10 of term 3 learning!

A big thank you for all your hard work and effort made for Term 3. Miss. Kate, Ms. Dalton, and I are all proud of your learning achievements made this term.

Attached is the timetable and the activities included in the week 10 work pack. This work pack will be available to download from M-Yellow's week 10 class page in case you would like to print more copies of the activities listed. Included on Seesaw will be some online versions of work pack activities, allowing you to choose whether to complete from the work pack or to **'add response'** to set **'activities'** on Seesaw.

For all video updates, activities, website links and announcements, please continue to look over the school website, M-Yellow's remote learning page and Seesaw.

Check on Seesaw announcements for details on the days and times that our class Zoom meetings are on for this week.

The class badge assembly will be on this Thursday 16th September from 11.55am to 12.10pm.

- 1) To access M-Yellow's week 10 class page, click on **Support Unit**, then **M-Yellow** on the Lethbridge Park Public School website.

Support Unit

← Remote Learning	
Preschool	+
Kindergarten	+
Year 1	+
Year 2	+

3-6 Green

M Blue

M Red

M Yellow

2) Click on **Week 10 OR Term 3 Week 10 – Weeks 1 to 9 pages will remain available to access.**

3) To access Seesaw activities posted, log onto Seesaw and click on **activities**. Activities that require Seesaw to complete (for example: website links for geography), can be found here:

The screenshot displays the Seesaw interface. At the top left, it shows 'Mr Dowling Teacher - 1 Class' and 'Activities'. The main content area features an activity card for 'Geography Lesson 3 Survival' with a video link and four instructions. Below the card, it shows '0 Responses, 0 Waiting for Approval, 0 Drafts, 0 Not Responded' and a green 'Add Response' button circled in red. The right sidebar shows the user profile 'M Yellow Teacher' with the 'Activities' icon circled in red.

Please feel free to keep in regular contact either through email (sean.dowling2@det.nsw.edu.au), Seesaw, or ClassDojo messages for general comments and feedback. Thank you again for your continued support in supporting M-Yellow students with their learning this week.

Happy learning for week 10 M-Yellow! Thank you again and enjoy your well-earned holiday break coming soon!

Kind regards,
Mr. Dowling, Ms. Dalton & Miss Kate

M-Yellow classroom teacher, RFF teacher & SLSO

Topic: M-Yellow – Class Zoom Meetings Week 10.

Times: 11:30 AM on MONDAY 13th SEPTEMBER 2021.

10:30AM on THURSDAY 16TH SEPTEMBER 2021.

Invite Link:

<https://nsweducation.zoom.us/j/61207277602?pwd=WkQ1a0ZWVXBkLzgremUON0tQcktoQT09>

Meeting ID (for every meeting): 612 0727 7602

Passcode: 221371

Themes for this week:

Monday – Digital vacation – screen sharing!

Thursday – M-Yellow talent show!

Topic: M-Yellow – Zoom Badge Assembly Week 10.

Time: 11.55AM on THURSDAY 16TH SEPTEMBER 2021. Be online and ready by **11.45AM.**

Note: All sound will be turned off for everyone unless it is your turn to speak and present your badge award.

Meeting ID: 612 3892 2120

Passcode: 1234

M-YELLOW: REMOTE LEARNING SEQUENCE: TERM 3 WEEK 10 2021

Timetable: Learning for the day	Resources	Mon	Tues	Wed	Thurs	Fri
<p>Once all activities are done, mark each day with a tick as completed.</p> <p style="text-align: center;">Ready to start your learning?</p> <ul style="list-style-type: none"> Remove all printable activities from your folder OR printer and place them neatly on your worktable. All learning codes for Seesaw, Literacy Planet, Mathletics and Wushka are available if required. Practise breathing in and out counting to five to get ready to learn! <p style="text-align: center;">MORNING MEETING:</p> <ul style="list-style-type: none"> Good morning M-Yellow! What zone are you in today? Green, blue, yellow, or red? What can we do to stay in the green zone throughout the day? Look at a calendar and say aloud and answer: today's day, date, month, and year. Say aloud and write down into separate paper: Today is _____ (name of the day), The month is _____ (name of the month), the date is _____, 2021. Check out the window near you for the weather. Say aloud and answer: What is today's weather? – is it sunny, cloudy, rainy, foggy? What is the season this week? What will the weather be tomorrow? How many days completed this month? How many days left until this month finishes? Completed every day. <p style="text-align: center;">SPELLING (one activity AND one Literacy Planet task online):</p> <ul style="list-style-type: none"> Look over your spelling words and read them aloud as you go. Look out for your name on top of the spelling words sheets – that will be your one to work on this week. Look, cover, write and check all spelling words (complete every day). Monday: cut and sort the words into their separate sections (beginning sounds/letters or consonant/vowel words – check with the THRASS picture chart when sounding out new words). Glue the sort into separate paper. Tuesday: Write silly sentences – choose 3 of your words to write into a sentence. Use the THRASS hotwords chart to assist you with choosing words to start a sentence. Wednesday: Rainbow words of all spelling words (with coloured pencils) into separate paper. Thursday: Crosswords of all spelling words. Your name will be attached to your crossword. Friday: Spelling test – look, cover write and check for all spelling words. Complete one Literacy Planet task (https://www.literacyplanet.com/) on your device using your Literacy Planet login code (one task to complete every day). 	<p>Work folder with worksheets OR printable copy. Water bottle. Learning codes.</p> <p>September calendar.</p>					
	<p>Spelling words sheet and sort. Look, cover, write, check sheet. Literacy Planet log in code. THRASS chart to support sounding out new words.</p>					

M-YELLOW: REMOTE LEARNING SEQUENCE: TERM 3 WEEK 10 2021

<p style="text-align: center;">READING ON WUSHKA:</p> <ul style="list-style-type: none"> Log into Wushka (https://wushka.com.au/login/) on your computer/laptop using your Wushka login code. Read one to two books to yourself or aloud to a family member for 10 minutes. Please record a brief video recording of your reading and send the video to Seesaw (at least 10-20 seconds of reading will be fine). Write down any new or tricky words that you have found on a separate sheet of paper and read them out aloud as best as you can. Choose a tricky word to put into a sentence. Talk about and draw a picture of the main character. Who are they? What are they doing? What kind of person are they? How does the story end? Complete the quiz found soon after completing your story (one quiz per day). Completed every day. Log into Storyline Online (https://storylineonline.net/) OR Storybox Library (https://storyboxlibrary.com.au/) to listen to a story of your choice – while having your crunch and sip, stretch out and move about! 	<p>Wushka log in code. Readers available on Wushka online. Storyline Online website. Storybox Library website.</p>			
<p style="text-align: center;">WRITING:</p> <ul style="list-style-type: none"> Practise completing and correcting brief sentences with boundaries and speech marks: Monday – Go to the activity: sentence boundaries and follow the instructions. Tuesday – Go to the activity: spelling corrections and follow the instructions. Wednesday – Go to the activity: adjectives and follow the instructions. Thursday – Go to the activity: cooking procedure and follow the instructions. Friday – Go to the activity: reading and follow the instructions. Roll a sentence – Roll 2 dice (5 times) and use the numbers to help you write your sentence. Write on the next page and draw a picture for your sentence. E.g. I rolled a 1 for all throws – My sentence is: the round ball bounce through the office. 	<p>Writing pages – Monday, Tuesday, Wednesday, Thursday, Friday. Roll a sentence activity.</p>			
<p>Maths (number, time/position/data/money/area AND one Mathematics task online):</p> <ul style="list-style-type: none"> Complete one number task & one measurement/area/money task per day: Monday number – Go to the activity: fractions 1 and follow the instructions. Monday time – Go to the activity: swimming carnival and follow the instructions. Tuesday number – Go to the activity: fractions 2 and follow the instructions. Tuesday position – Go to the activity: pirate keys and follow the instructions. Wednesday number – Go to the activity: fractions 3 and follow the instructions. Wednesday money – Go to the activity: awesome toys 2 and follow the instructions. Thursday number – Go to the activity: fractions 4 and follow the instructions. 	<p>Maths tasks – Monday, Tuesday, Wednesday, Thursday, Friday. Mathletics log in code.</p>			

M-YELLOW: REMOTE LEARNING SEQUENCE: TERM 3 WEEK 10 2021

<ul style="list-style-type: none"> • Thursday data – Go to the activity: fun run graph and follow the instructions. • Friday number – Go to the activity: hungry monsters and follow the instructions. • Friday area - Go to the activity: shapes cutting & making and follow the instructions. • Complete one Mathletics task (https://www.mathletics.com.au/) on your device using your Mathletics login code (one task to complete every day). 					
<ul style="list-style-type: none"> • GEOGRAPHY (WITH MS DALTON) – Finish and send to Seesaw by this Friday. • Ms Dalton has a geography activity for M-Yellow to complete. See 'Geography lesson 6 with Ms Dalton', follow the instructions and take a photo of your completed work to share on Seesaw. • The activity with video links and web links to search for, is found under activities page: 'Geography Lesson 6' on Seesaw. • Ms. Dalton's video is also available to watch on M-Yellow's 'Term 3 Week 10' web page. <p style="text-align: center;">End of Day Learning – Work Pack & Seesaw:</p> <ul style="list-style-type: none"> • Mindfulness colouring in & dot to dot – included at the end of the work pack. Available to complete on Seesaw. • Science – force: push and pull activity. • Seesaw activities - new learning tasks and online versions of work pack activities are available to complete on Seesaw. Look onto Seesaw and click on 'activities' to search through the list. The list of activities will continue to be available for this week. 	<p>Geography lesson 6 with Ms. Dalton activity (in work pack and Seesaw).</p> <p>Mindfulness colouring in Science push and pull activity. Complete two Seesaw activities per day and submit post on Seesaw.</p>				

2021 SEPTEMBER

SUNDAY	MONDAY	TUESDAY	WEDNESDAY	THURSDAY	FRIDAY	SATURDAY
12	13	14	15	16	17	18
19	20	21	22	23	24	25
26	27	28	29	30	1	2

Daily Calendar Work



The day is:

Monday Tuesday Wednesday Thursday Friday


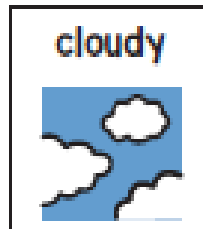

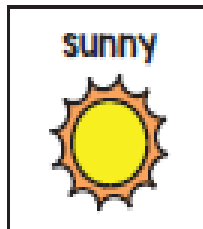
The month is:

January February March
April May June
July August September
October November December






The date is:

1 2 3 4 5 6 7 8
9 10 11 12 13 14 15 16
17 18 19 20 21 22 23 24
25 26 27 28 29 30 31

The weather is:



Today I feel:



-ig	-ip	-ill
dig	lip	hill
pig	zip	mill
wig	rip	pill

Spelling Words – Mason, Tyler

SORT 12 *ip, ig, and ill* Families with Words and Pictures

pig

pill

wig

lip

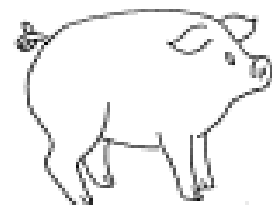
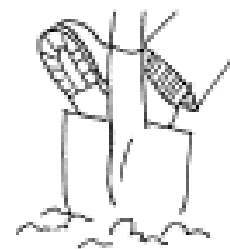
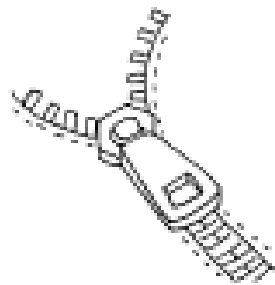
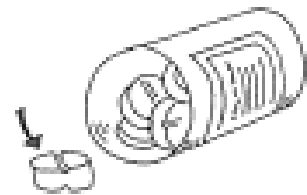

mill

hill

dig

zip

rip



Copyright © 2009 Pearson Education Inc. Reproduction is permitted for classroom only.

Spelling Sort – Mason, Tyler

cr-	cl-	fr-	fl-
crab	cloud	frog	flag
crown	clip	fry	flower
crayon	clown	fruit	float
crawl	clock	frame	fly
cry	clap	freckle	flute
crack	climb	freezer	
cross			

Spelling Words – Makayla, Nichcha









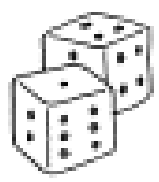
SORT 23 cr, cl, fr and fl Blends

cr	cl	fr	fl
			
			
			
			
			
			

Spelling Sort – Makayla, Nichcha

Short -i sound		Long -i sound	
pig	spill	kite	knife
swim	kick	five	nine
rich	dish	drive	prize
stick		mice	
thin		dice	
flip		hike	
gift		nice	
clip		while	

SORT 8 Short -i Versus Long -i (CVCe)

  pig	  kite	<i>oddball</i>
dish		five
rich	mice	prize
	gift	hike
while	flip	
	thin	swim
nice	drive	spill
nine	give	

Copyright © 2009 Pearson Education Inc. Reproduction is permitted for classroom only.

Spelling Sort – Rohan, Travis

For all spelling groups: Use this page to cut and paste your spelling sorts here.

Know Your Words!

Makayla/Nichcha – Spelling Words

Name _____



Words	Monday	Tuesday	Wednesday	Thursday	Friday
crab					
cloud					
frog					
flag					
crown					
clip					
fry					
flower					
crayon					
clown					
fruit					
float					
crawl					
clock					
frame					
fly					
cry					
clap					
freckle					
flute					

Know Your Words!

Rohan/Travis - Spelling Words

Name _____



Words	Monday	Tuesday	Wednesday	Thursday	Friday
pig					
spill					
kite					
knife					
swim					
kick					
five					
nine					
rich					
dish					
drive					
prize					
stick					
mice					
thin					
dice					
flip					
hike					
gift					
nice					

Use and reprint this when drawing and describing your main character in your chosen WUSHKA story.

Crossword - Mason & Tyler

W	T	B	J	N	M	U	J	A	R	K	B
N	O	P	I	G	F	D	P	F	I	D	Q
T	Q	P	I	L	L	S	V	Q	P	P	C
J	M	I	L	L	A	W	I	B	T	D	A
D	I	G	L	Y	W	C	J	R	A	S	A
X	Z	W	I	G	D	S	D	P	G	W	T
U	O	G	P	H	I	L	L	G	J	L	F
T	J	S	O	Z	I	P	R	S	C	K	X

Find the following words in the puzzle.

Words are hidden → and ↓ .

DIG

HILL

LIP

MILL

PIG

PILL

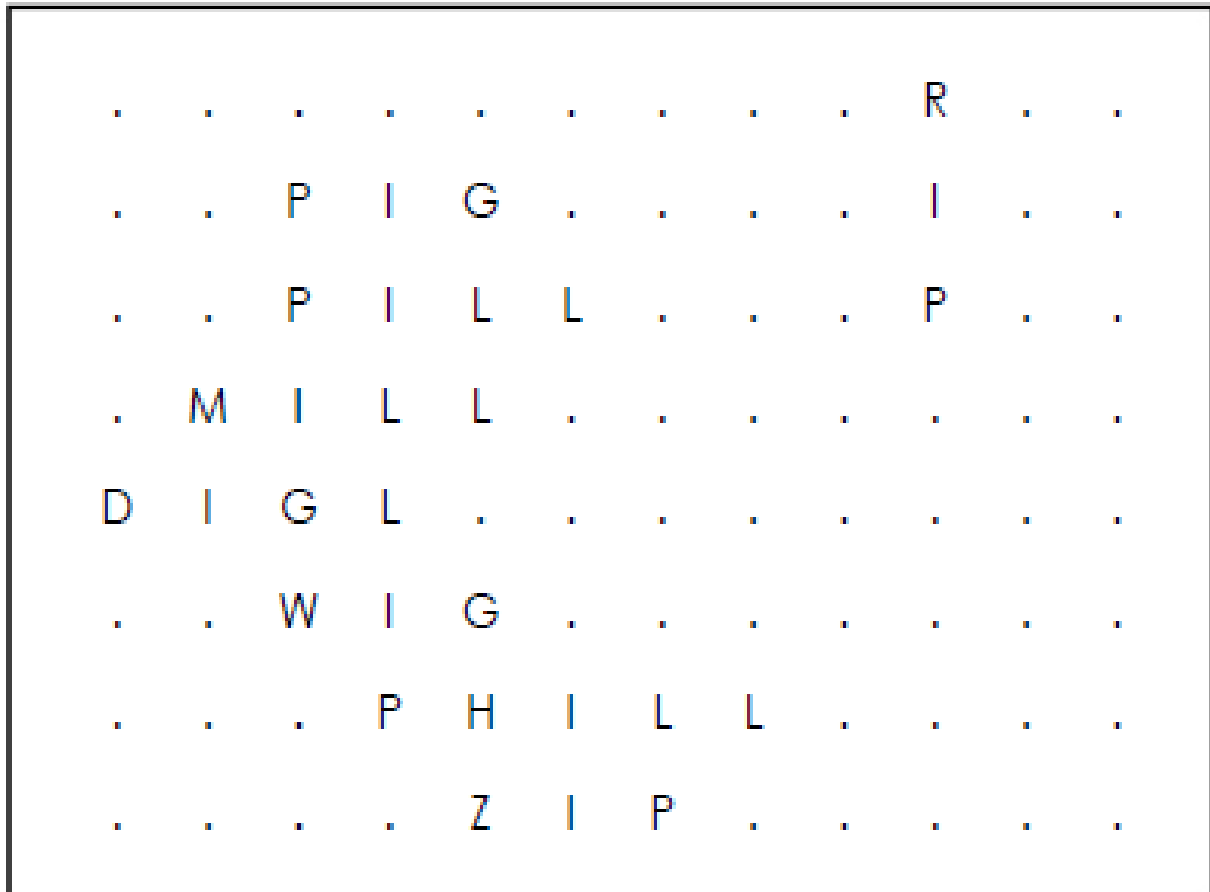
RIP

WIG

ZIP

SOLUTION

Crossword - Mason & Tyler



Word directions and start points are formatted: (Direction, X, Y)

DIG (E,1,5)

HILL (E,5,7)

LIP (S,4,5)

MILL (E,2,4)

PIG (E,3,2)

PILL (E,3,3)

RIP (S,10,1)

WIG (E,3,6)

ZIP (E,5,8)

Crossword - Makayla & Nichcha

C C D C C L O W N T R W F P O B V W
L L S U L V T H C T W U R C F H D Z
O A C U V I H R R F R Z E R O E F Q
C P P R Y O M P A L F C E A R U R T
K F F Z A T P B Y U R I Z C R X Y J
V H R R O W F F O T E E E K Z C W C
C F Z A O V L L N E C B R M C L V R
L V R I M G O Y I D K W C X R O K Y
I B I U W E W W G F L A G U O U S V
P D R M I O E A Q Y E E W S S D V A
T L L M U T R C R O W N X T S C I L
Z C R A B F L O A T A H L F B B D D

Find the following words in the puzzle.

Words are hidden → ↓ and ↘ .

CLAP

CLIMB

CLIP

CLOCK

CLOUD

CLOWN

CRAB

CRACK

CRAWL

CRAYON

CROSS

CROWN

CRY

FLAG

FLOAT

FLOWER

FLUTE

FLY

FRAME

FRECKLE

FREEZER

FROG

FRUIT

FRY

SOLUTION

Crossword - Makayla & Nichcha

```
C C . C C L O W N . . . F . . . . .
L L . . L . . . C . . . R C . . . .
O A C . . I . . R F . . E R . . F .
C P . R . . M . A L F . E A . . R .
K F F . A . . B Y U R . Z C . . Y .
. . R R . W F F O T E . E K . C . C
C F . A O . L L N E C . R . C L . R
L . R . M G O Y . . K . . . R O . Y
I . . U . E W . . F L A G . O U . .
P . . . I . E . . . E . . . S D . .
. . . . . T R C R O W N . . S . . .
. C R A B F L O A T . . . . . . . .
```

Word directions and start points are formatted: (Direction, X, Y)

CLAP (S,2,1)

CLIMB (SE,4,1)

CLIP (S,1,7)

CLOCK (S,1,1)

CLOUD (S,16,6)

CLOWN (E,5,1)

CRAB (E,2,12)

CRACK (S,14,2)

CRAWL (SE,3,3)

CRAYON (S,9,2)

CROSS (S,15,7)

CROWN (E,8,11)

CRY (S,18,6)

FLAG (E,10,9)

FLOAT (E,6,12)

FLOWER (S,7,6)

FLUTE (S,10,3)

FLY (S,8,6)

FRAME (SE,2,5)

FRECKLE (S,11,4)

FREEZER (S,13,1)

FROG (SE,3,5)

FRUIT (SE,2,7)

FRY (S,17,3)

Crossword - Rohan & Travis

E X D R I V E B C F R I C H L A V A
X B T M I C E T S L J W F T H I N E
U R U M T O S Y I I H S L K K L Y T
O Q W L W L L E V P S W I M N S F P
H T L K I C K S V M Y N W V I S Z D
P B T E X Y F K A C N W G S F T C I
R N N V S H D I N F L W I W E I U S
I F I I S P N D D F Z I H H F C E H
Z A W N C G I F T I L H P I I K V X
E I U C E E I L T V C O E I L K W W
D F I F I E Z T L E L E T U G E E H
U B K I T E X Y W M C S P F K R C O

Find the following words in the puzzle.

Words are hidden → ↓ and ↘ .

CLIP

DICE

DISH

DRIVE

FIVE

FLIP

GIFT

HIKE

KICK

KITE

KNIFE

MICE

NICE

NINE

PIG

PRIZE

RICH

SPILL

STICK

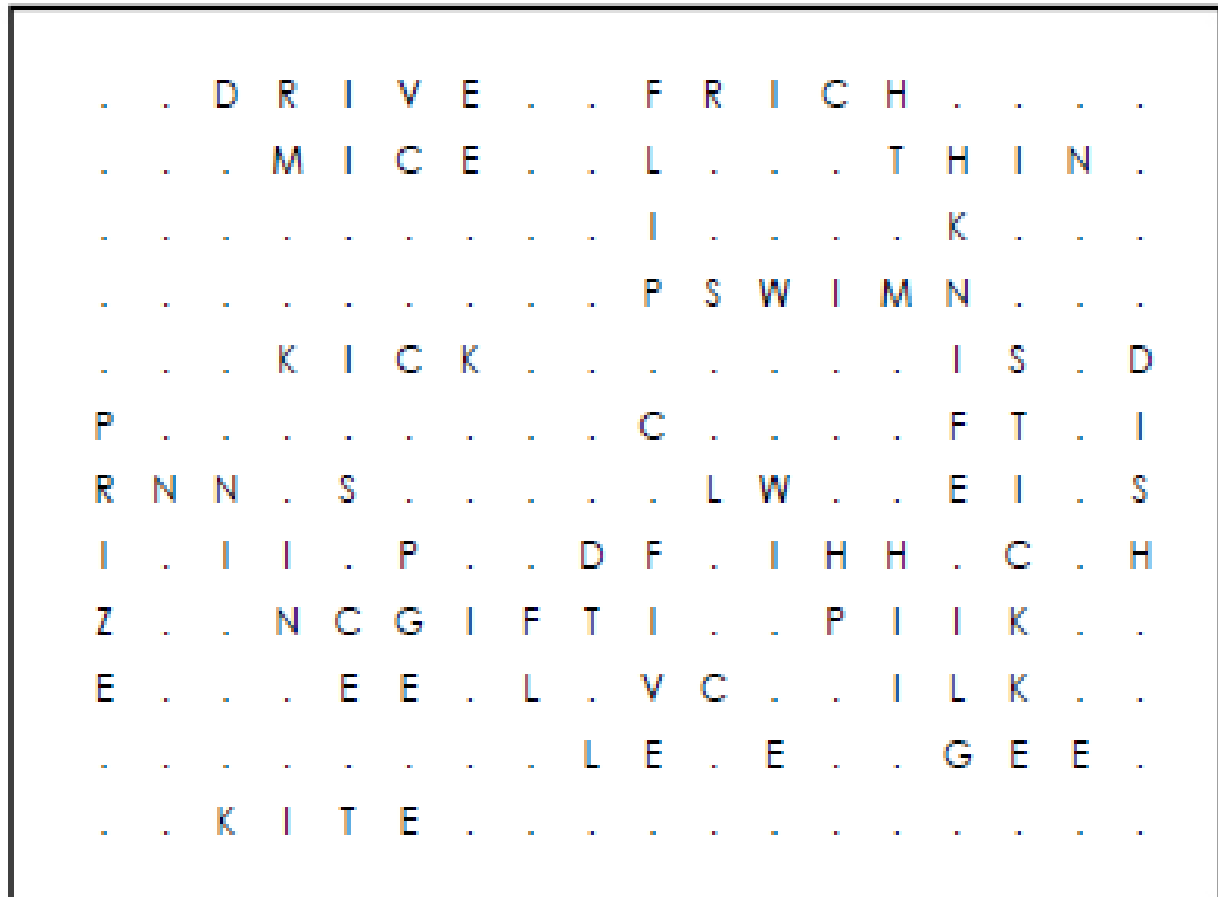
SWIM

THIN

WHILE

SOLUTION

Crossword - Rohan & Travis



Word directions and start points are formatted: (Direction, X, Y)

CLIP (SE,10,6)
DICE (SE,9,8)
DISH (S,18,5)
DRIVE (E,3,1)
FIVE (S,10,8)
FLIP (S,10,1)
GIFT (E,6,9)
HIKE (SE,14,8)

KICK (E,4,5)
KITE (E,3,12)
KNIFE (S,15,3)
MICE (E,4,2)
NICE (SE,3,7)
NINE (SE,2,7)
PIG (SE,13,9)
PRIZE (S,1,6)

RICH (E,11,1)
SPILL (SE,5,7)
STICK (S,16,5)
SWIM (E,11,4)
THIN (E,14,2)
WHILE (SE,12,7)

Sentence boundaries – Monday 13th September 2021

Every sentence must begin with a capital letter. Every sentence must end with a full stop . a question mark ? or an exclamation mark !

The paragraph below has 3 sentences. These sentences are missing the sentence boundaries. Rewrite them correctly. The first one has been done for you.

1. a sailboat does not have an engine they use the wind to make them move
sailboats move faster when there is more wind

A sailboat does not have an engine. They use the
wind to make them move. Sailboats move faster
when there is more wind.

2. a powerboat uses an engine to move they have a propeller that spins in
the water the propeller pushes the boat through the water very quickly

3. a harbour is a special place where boats park you can catch special boats
called ferries to go across the harbour sydney harbour has many ferries

Spelling corrections - Tuesday 14th September 2021

Correctly spelling words is important in your writing. When a word is spelled incorrectly it can make it hard for the reader to understand the message.

These sentences all have one word spelled incorrectly. Rewrite them correctly. The first one has been done for you.

1. There are wy different flavours of ice-cream.

There are many different flavours of ice-cream.

2. "Can I allso have a chocolate ice-cream?" I asked Mum.

3. "Those are thair bags," Sally said as she pointed to the group of boys.

4. "You can pick eny prize from the box," the teacher said.

5. "You cant go outside and play when it is raining," Dad said.

Adjectives – Wednesday 15th September 2021

Adjectives are used to describe a noun. Adjectives can tell us about size, shape, colour, feel, taste, smell, part and age. Adverbs are used to describe a verb. Adverbs can tell us about speed, noise, how often something happens, and how carefully something is done.

Circle the **adjectives** in red. Circle the **adverbs** in blue. Then rewrite the sentence.

1. The **tall** man was waiting **quietly** at the bus stop.

The tall man was waiting quietly at the bus stop.

2. The puppy barked excitedly when Jane threw the red ball.

3. My older brother quickly ate his dinner so he could go and play.

4. My neighbour accidentally crashed into his wooden fence.

5. My parents proudly pinned my badge to my shirt collar.


Cooking Procedure – Thursday 16th September 2021

Cut and paste the cooking steps into the correct order, then write down the ingredients.

How to Make Fairy Bread!

Ingredients:

- _____
- _____
- _____

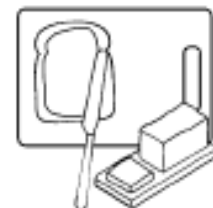


Method:

1.



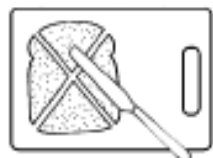
2.




3.



4.



How to Make Fairy Bread



Ingredients:

- Fresh white bread
- Butter
- Sprinkles

Method:

1. Place the slice of bread on a breadboard.



2. Spread butter on the bread using a knife.



3. Cover the slice of bread with sprinkles.



4. Cut the bread into four small triangles.



5. Serve on a plate or platter.



Cut the bread into four small triangles.

Cover the slice of bread with sprinkles.

Place the slice of bread on a breadboard.

Spread butter on the bread using a knife.



Space for cutting.

Story Sequencing – Friday 17th September 2021

Use the Hot words chart on the next page for words to add to your writing.

Reading

Choose a story from Storybox Online, WUSHKA or one of your own books.

Draw a picture of your favourite part.



Write a summary of three or more sentences about what happened in the story. Include adjectives and adverbs in your sentences to provide details about what happened in the book.

an that back
at has thank
am had shall
as and than
can ran have

say same made
day came later
may gave wait
play make great
they take break

care
where
there
their
they're

are fast
far can't
park after
ask laugh
asked

then well them said
when tell next says
went very every any
yes sent best many
get left never friend
yesterday

me see even leave
be been these means
the seen being please
he need each read
she keep reach people
we meet because

here hear really
near dear

a about away among begin before belong another together
the along again around began today enough because tomorrow

her work hurt
word world were

in did live
it big still
is this with
if will give
his him into
different because

which
think
drink
since
bring
I like right
my find myself
by kind
why write
try I'll
while I'm

on long was
of told want
got cold what
off stop watch
hot often wash
not

go home going
no goes own
so open slow
only over grow
most don't throw
both those know

boy
toy

put book
pull good
full could
push would
look should
took

do too through
to soon you
who n_give use
lose kn_ew
move threw

pure
cure

for small more
or also sure
saw always your
all almost thought
fall walk brought
call talk bought

now round
how found
down sound
out our

up much come
us funny some
but under love
just until other
must done money
such does once



Grammar – Roll a Sentence!




Person/Thing		Adjective		Preposition		Verb		Place	
2	ball	2	round	2	through	2	bounce	2	office
3	rat	3	brave	3	toward	3	hide	3	library
4	snake	4	red	4	on	4	fall	4	orchard
5	car	5	old	5	near	5	drive	5	empty lot
6	dust	6	smelly	6	into	6	stay	6	factory
7	mom	7	plain	7	inside	7	skip	7	mall
8	grandma	8	lonely	8	in	8	sob	8	elevator
9	spider	9	new	9	by	9	turn	9	city
10	gorilla	10	large	10	down	10	crawl	10	cage
11	student	11	cheerful	11	below	11	climb	11	school
12	boy	12	handsome	12	before	12	bite	12	river

Name: _____

Person/Thing	Adjective	Preposition	Verb	Place
--------------	-----------	-------------	------	-------

Illustrate your sentence here:




Write your sentence here:

Maths (Number) – Monday 13th September 2021

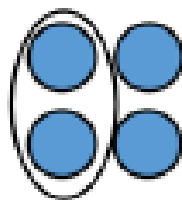
Fractions 1

If we are finding a fraction of a shape the parts need to be the same size or equal. If we are finding fractions of a collection the parts of the collection need to be equal. Half of a collection is when a collection is made into 2 equal parts.

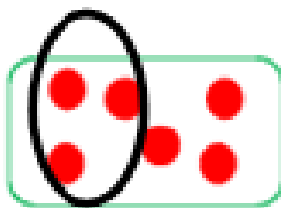
Collection



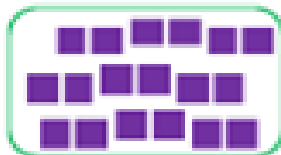
Half



Half of 4 is 2. Circle half of the below collections, then record how much is half. Remember the two parts have to have the same amount.




Half of 6 =



Half of 18 =



Half of 10 =



Half of 14 =



Half of 2 =

Maths (Time) – Monday 13th September 2021

Swimming Carnival

Waterfield School	
8:40	Bus departs school
8:55	Welcome
9:15	Freestyle heats
9:50	Breaststroke heats
10:25	Backstroke heats
11:00	Butterfly heats
11:35	Lunch
12:10	Freestyle finals
12:30	Breaststroke finals
12:50	Backstroke finals

1:10	Butterfly finals
1:30	Novelty Races
2:15	Presentations
2:25	Clean up
2:40	Bus departs
2:55	Bus arrives back at school

Use the timetable to answer the questions.


1. How long is the Welcome?
2. How long is the break for lunch?
3. How much time is given to the backstroke heats?
4. How much longer are the heats than the finals?
5. How long will the novelty races go for?

Maths (Number) – Tuesday 14th September 2021

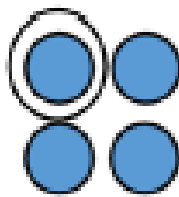
Fractions 2

If we are finding fractions of a collection the parts of the collection need to be equal. A quarter of a collection is when a collection is made into 4 equal parts.


Collection



Quarter




A quarter of 4 is 1. Circle a quarter of the below collections, then record how much is a quarter.



$$\frac{1}{4} = \underline{\hspace{2cm}}$$



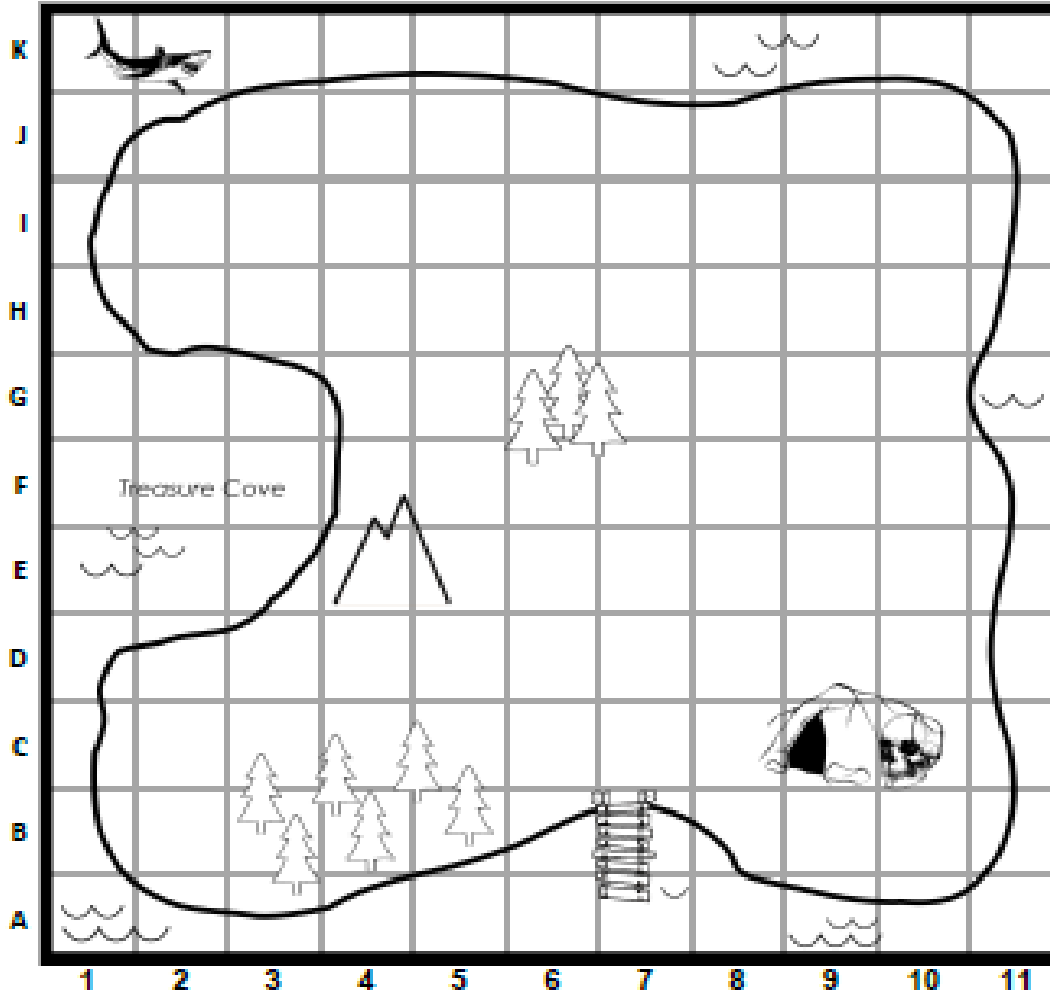
$$\frac{1}{4} = \underline{\hspace{2cm}}$$



$$\frac{1}{4} = \underline{\hspace{2cm}}$$

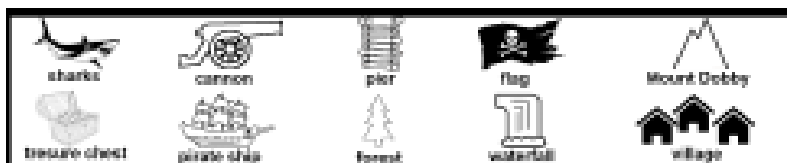
Maths (Position) – Tuesday 14th September 2021

Pirate Keys



*Pirate
Map*

Key:



Use the **KEY** and the **INSTRUCTIONS** to finish the pirate map!

Draw a waterfall at H4.

Draw cannons at D8 and F9.

Draw a village at D4 and D5.

Draw a pirate flag at E8.

Show there are sharks at A6.

Draw a treasure chest at D10.

Draw a pirate ship at G2.

Draw a route from the pirate ship to the treasure chest!



Challenge:

What can be found at these coordinates?

B7 _____


G6 _____

E4 _____


Maths (Number) – Wednesday 15th September 2021

Fractions 3


If we are finding fractions of a collection the parts of the collection need to be equal. A eighth of a collection is when a collection is made into 8 equal parts.




A eighth of 16 is 2. Circle a quarter of the below collections, then record how much is a quarter. You could use the same number of objects to help you work out eight equal parts.



$$1/8 = \underline{\hspace{2cm}}$$



$$1/8 = \underline{\hspace{2cm}}$$



$$1/8 = \underline{\hspace{2cm}}$$

Maths (Money) – Wednesday 15th September 2021

Awesome toys 2

Alyssa's Awesome Toys!



\$42

Scooter



\$23

Rocking horse



\$11

Teddy



\$8

Slingshot



\$18

Skateboard



\$36

Drum Kit



\$14

Ball



Help the shoppers work out how much change they will receive.

Purchase	Total Cost	Amount Tended	Change (show working)
Arnie wants to buy a drum kit and a slingshot .		\$50	
Mr Downing wants to buy <u>three</u> balls .		\$20 \$20 \$20	
Abbey wants to buy a skateboard and a teddy .		\$20 \$20	
Brad wants to buy a scooter and <u>two</u> slingshots .		\$50 \$20	

Dee has saved **\$29**. She wants to know if she can buy a **ball** and a **skateboard**.

Can she afford both? If not, how much more does she need to save?


Maths (Number) – Thursday 16th September 2021

Fractions 4


If we are finding fractions of a collection the parts of the collection need to be equal. Find the fractions of the following collections.




Circle $\frac{1}{2}$ of the cats




Circle $\frac{1}{3}$ of the cars




Circle $\frac{1}{2}$ of the apples



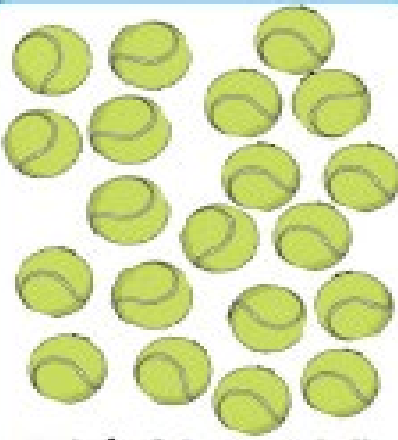
Circle $\frac{1}{2}$ of the cats.



Circle $\frac{1}{3}$ of the cars.



Circle $\frac{1}{4}$ of the pencils.



Circle $\frac{1}{2}$ of the tennis balls.

Maths (Data) – Thursday 16th September 2021

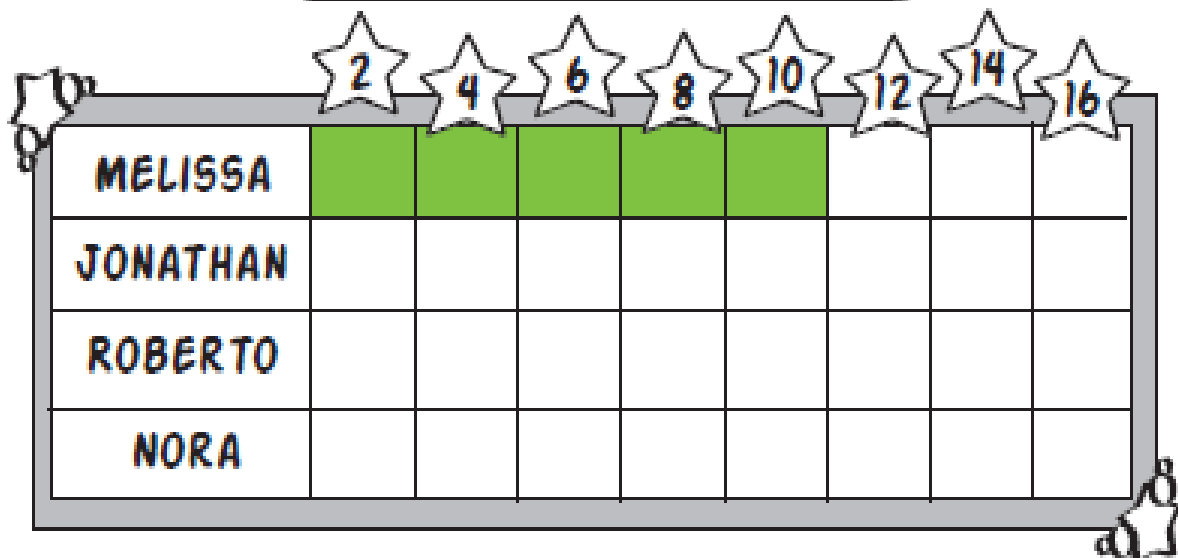
Fun Run Graph

Name: _____ Date: _____

Four friends decided to count how many laps they could each run around the school track. Use the clues to help you color, design a graph, and answer the questions.

Clues

- Melissa ran 10 laps
- Jonathan ran 4 laps.
- Roberto ran 12 laps
- Nora ran 2 laps.



1. Who ran the most laps? _____
2. Who ran the least laps? _____
3. How many laps did the girls run combined? _____
4. How many laps did the boys run combined? _____
5. How many total laps did the friends run altogether? _____

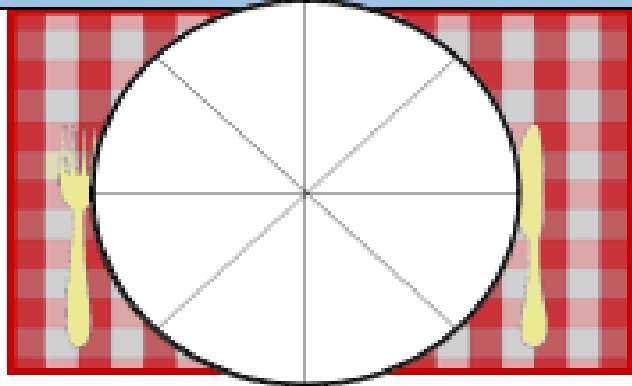
Maths (Number) – Friday 17th September 2021

Use the next page to cut out the pizza pieces and paste onto this page.

Hungry Monsters!

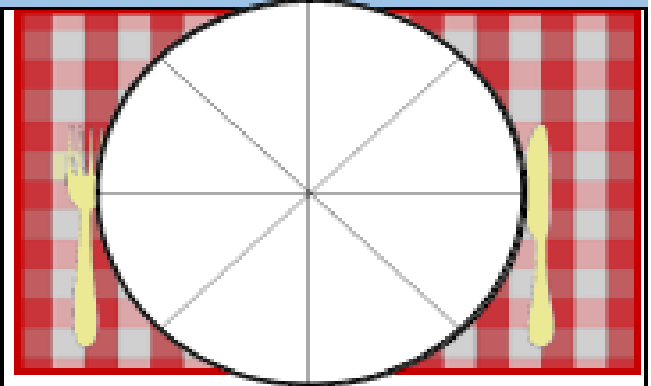


Make the correct pizza for each customer!



$\frac{1}{2}$ mushroom

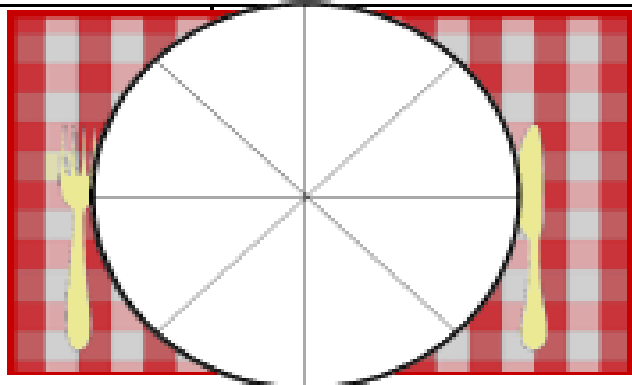
$\frac{1}{2}$ supreme



$\frac{1}{2}$ mushroom

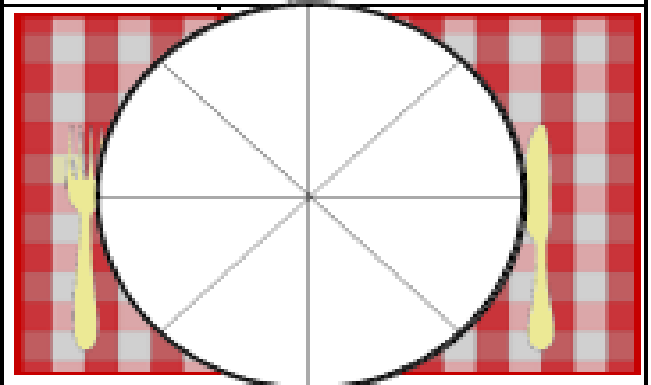
$\frac{1}{4}$ supreme

$\frac{1}{4}$ cheese



$\frac{3}{4}$ pepperoni


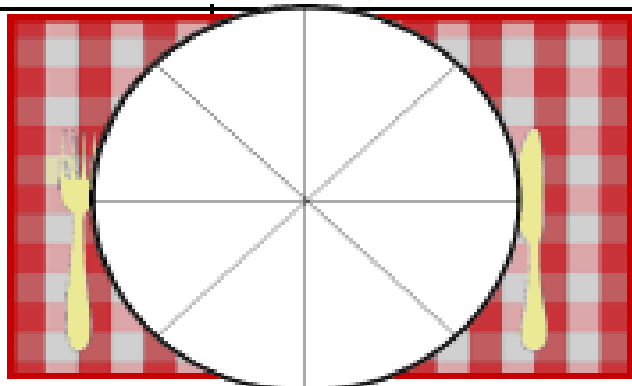
$\frac{1}{4}$ mushroom



$\frac{2}{4}$ supreme

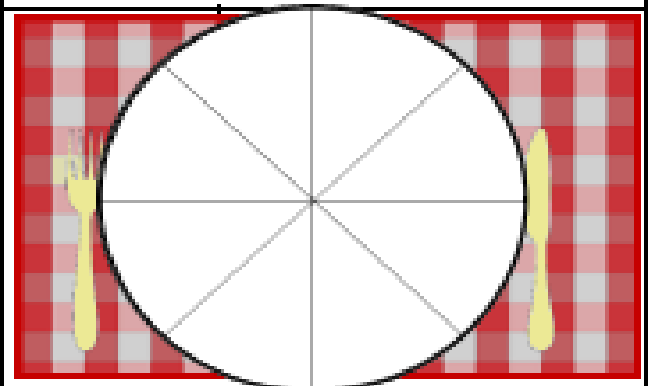
$\frac{3}{8}$ pepperoni

$\frac{1}{8}$ cheese



Rick wants $\frac{3}{4}$ mushroom and the rest cheese.

How much of his pizza will be cheese?



Yarni wants a 'chef special'.



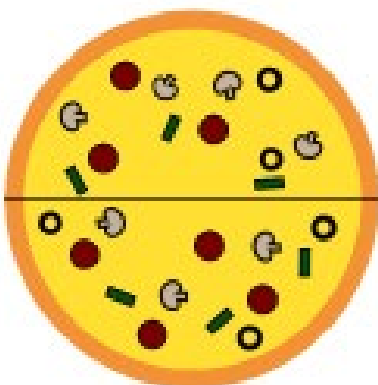



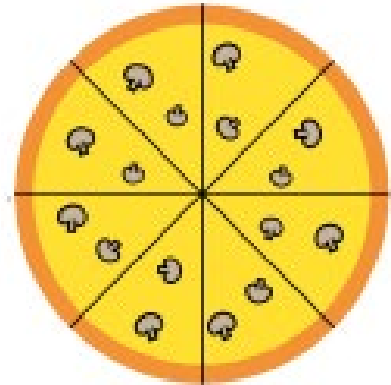
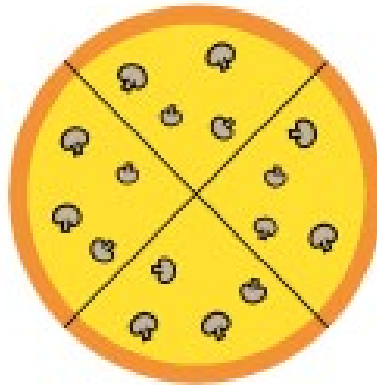
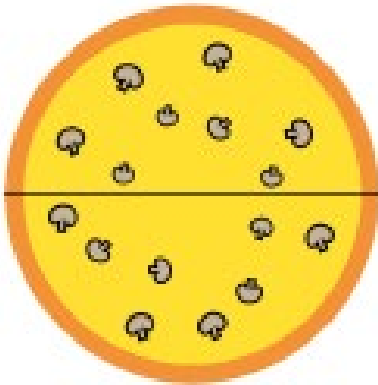
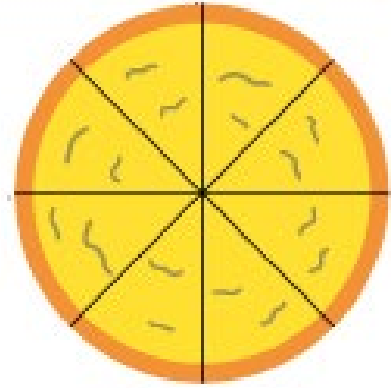


Make your own creation and write the recipe!

Pizza order from top to bottom:

- 1) Cheese
- 2) Mushroom
- 3) Pepperoni
- 4) Supreme



Monster Restaurant Kitchen

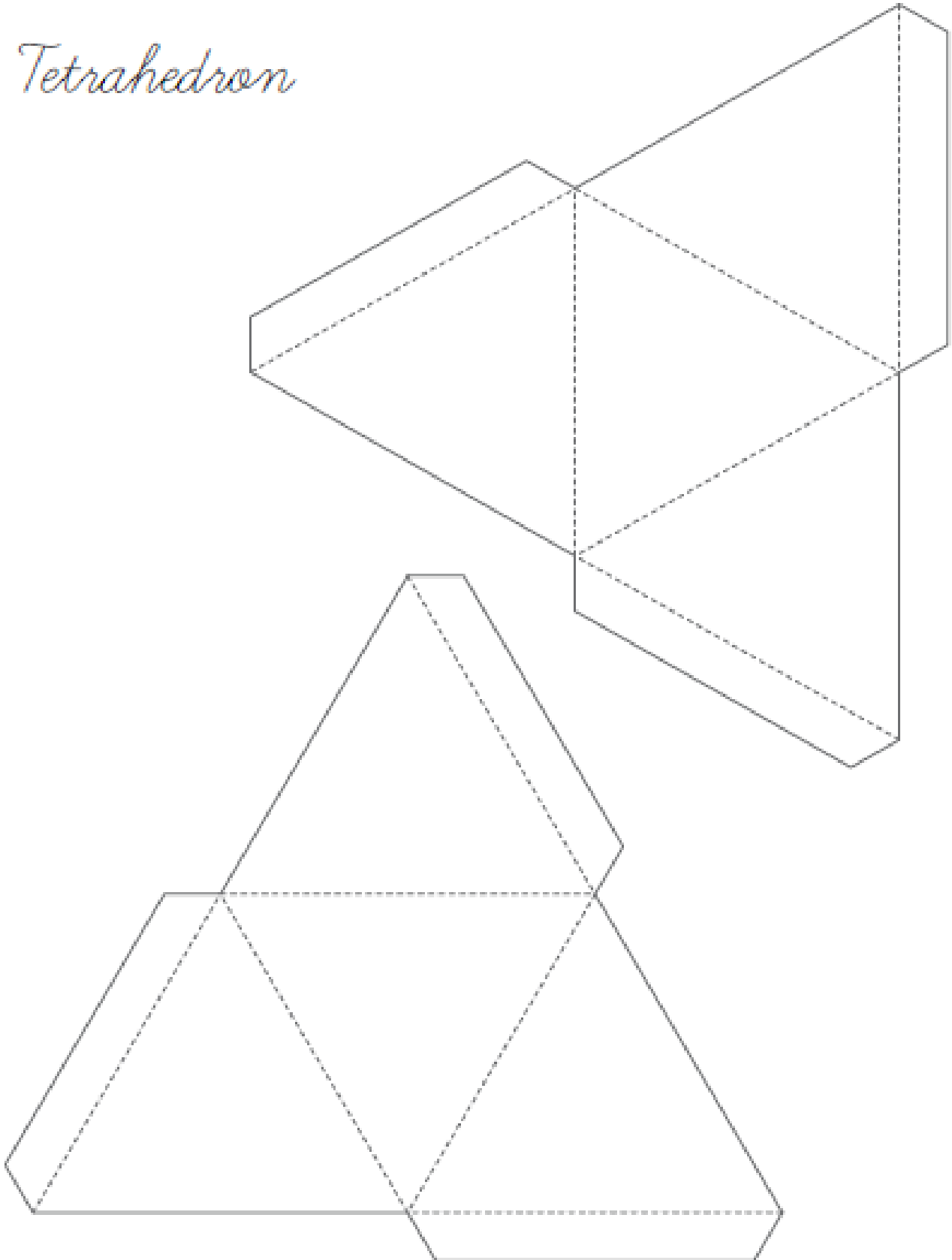


Space for cutting.

Maths (Area) – Friday 17th September 2021


Shapes – choose one or both shapes to cut, paste and colour in.

Tetrahedron



Space for cutting.

Cube



Space for cutting.

Geography lesson 6 with Ms. Dalton

Geography lesson 6:

How and why do Aboriginal & Torres Strait Islander Peoples value the environment?

Watch this video and match the words to the meaning.

<https://www.inquisitive.com/video/70-elder-bob-randall-video>

Kanyini

Caring with unconditional love, with responsibility.

The Granny Law

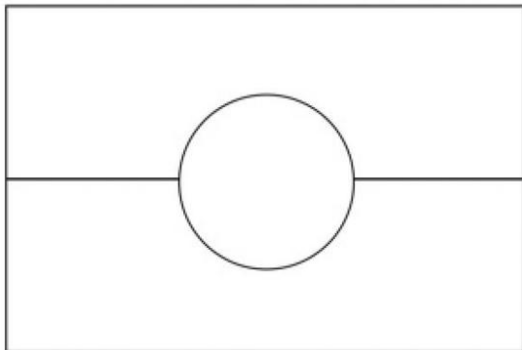
Taking most of the things from the land you are on.

Bush Living

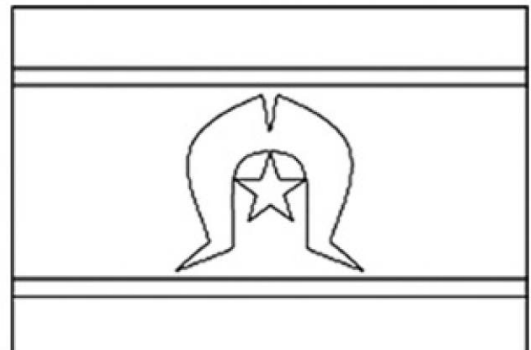
The land handed down to you by your ancestors.

Colour the Aboriginal and Torres Strait Islander flags in their correct colours.

Aboriginal Flag



Torres Strait Islander Flag



What the colours and symbols mean on the flags?

Have a look at the Tiwi plants and animals calendar and answer the following questions.

1. How many seasons are on the Aboriginal calendar?

2. What the seasons called?

3. When is the best time for the following items:

A: Mangrove worms

B: Pink peach apples

C: Peanut tree

D: Northern Brown bandicoot



Science – Forces: Push or Pull

Forces

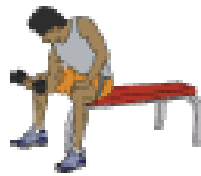
Push or Pull?

A force is a push or a pull on an object. When the direction of the force is towards the object applying the force, it is a pull force. When the direction of force is away from the object applying the force, it is a push force.

Show whether the following are examples of push forces, pull forces or both.




push pull both



push pull both



push pull both



push pull both



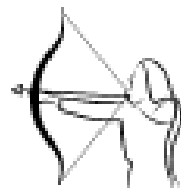
push pull both



push pull both



push pull both



push pull both



push pull both



push pull both



push pull both




push pull both



push pull both



push pull both



push pull both


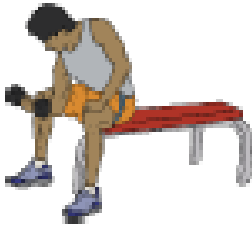





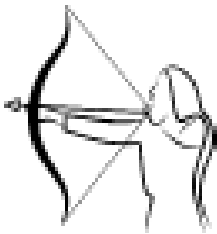








Forces

Push or Pull?

A force is a push or a pull on an object. When the direction of the force is towards the object applying the force, it is a pull force. When the direction of force is away from the object applying the force, it is a push force.

Cut and paste to show whether the following show push forces or pull forces.

Do any show both push and pull forces? Explain your thinking.

Push force		Pull force	
			
			
			
			

Space for cutting.

