

**3-6 Green**  
**Remote learning pack**  
**Term 3 Week 2, 2021**

Dear 3-6 Green families,

I sincerely appreciate your ongoing efforts to work with your child during remote learning. Once again, the timetable and activities for Week 2 are attached.

iPads have been distributed and most learning activities are to be completed via Seesaw and on internet websites. I kindly ask that you send me photos of your child's work by taking a **photo on Seesaw** and uploading it. Your child knows how to do this so they will be able to post their work independently.

Please ensure you check the school website for updates as the situation unfolds. The school website is <https://lethbridpk-p.schools.nsw.gov.au/>

Also ensure you visit the **3-6 Green remote learning class page** on the school website to view videos of me teaching the content before your child completes set work. Links to other resources and YouTube videos will be posted on here too. Some activities will also be posted directly on Seesaw.

In your child's learning pack you will have maths resources to assist in completing work. You will also find logins to various accounts such as Wushka and Mathletics.

Attached below is the Seesaw QR code to access Seesaw on your device. Also attached are the instructions for how to sign into the school iPad.

As always, feel free to contact me on Seesaw or via email at [daniella.lamas1@det.nsw.edu.au](mailto:daniella.lamas1@det.nsw.edu.au) if you have any questions or need further clarification.

Kind regards,

Daniella Lamas

## How to log into the Seesaw app



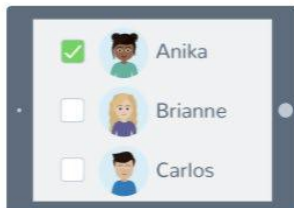
1. Open the Seesaw Class app on iOS or Android. Or go to [app.seesaw.me](https://app.seesaw.me) on any computer in Chrome or Firefox browser.



2. Choose I'm a Student.



3. Scan this code using Seesaw's QR code reader or type in the text code.



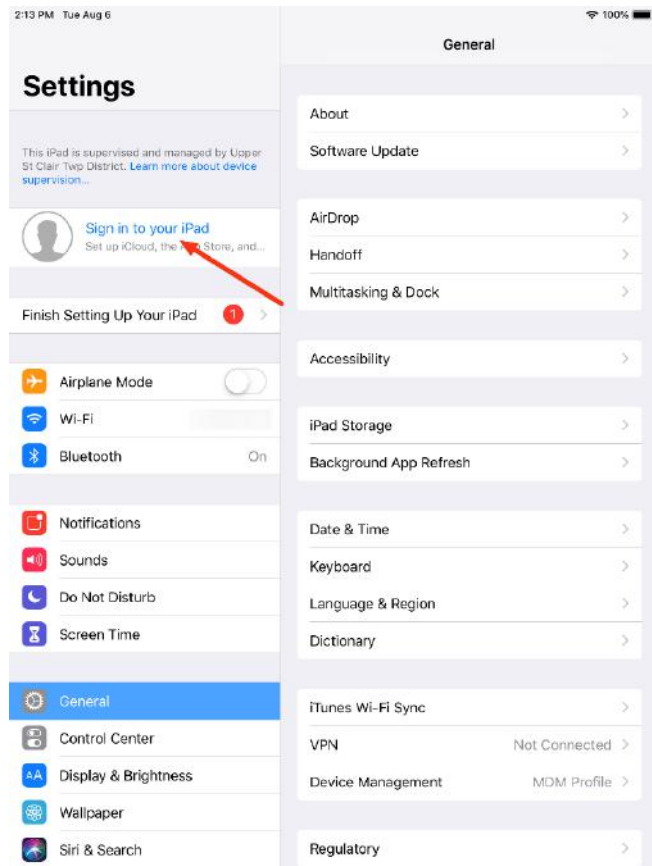
4. Pick your name

## How to connect your iPad to student login at home

1. Find the 'settings' application










2. Click 'sign into your iPad'



3. Sign in with username and password  
(You need your log in details. They have been included in your pack.)

E.g. Username: iron.man@detnsw  
Password: 36g

### 3-6 Green remote learning timetable – Term 3, Week 2

TERM 3 WEEK 2	Monday 19 <sup>th</sup> July	Tuesday 20 <sup>th</sup> July	Wednesday 21 <sup>st</sup> July	Thursday 22 <sup>nd</sup> July	Friday 23 <sup>rd</sup> July
<p><b>Morning routine</b></p>  <p><b>Remember:</b></p> <p>Links to songs and videos are on the 3-6 Green remote learning page on the school website</p> <p><a href="https://lethbridpk-p.schools.nsw.gov.au/">https://lethbridpk-p.schools.nsw.gov.au/</a></p>	<p>Good morning 3-6 Green!</p> <p><b>- Sing the songs:</b></p> <ul style="list-style-type: none"> <li>* Good Morning Song for Kids</li> <li>* Phonics Song 2</li> </ul> <p><b>- What zone are you in today?</b></p> <p>Are you in the green, blue, yellow or red zone?</p> <p><b>- What is the date today?</b></p> <p>Look at the calendar (go to the page with the <b>July</b> calendar).</p> <p>What is the day? ____            What is the date? ____            What is the month? ____            What is the year? ____</p> <p>Say aloud: today is ____ (name of day), the ____ (date) of ____ (month) ____ (year).</p> <p><b>- What is the weather today?</b></p> <p>Is it sunny, cloudy, rainy, foggy, stormy, hot or cold?</p> <p><b>- Sight words practise:</b></p> <ul style="list-style-type: none"> <li>* Oxford Sight Words – Orange Words 11-20</li> <li>* Oxford Sight Words – Yellow Words 21-30</li> </ul>	<p>Good morning 3-6 Green!</p> <p><b>- Sing the songs:</b></p> <ul style="list-style-type: none"> <li>* Good Morning Song for Kids</li> <li>* Opposites Song</li> </ul> <p><b>- What zone are you in today?</b></p> <p>Are you in the green, blue, yellow or red zone?</p> <p><b>- What is the date today?</b></p> <p>Look at the calendar (go to the page with the <b>July</b> calendar).</p> <p>What is the day? ____            What is the date? ____            What is the month? ____            What is the year? ____</p> <p>Say aloud: today is ____ (name of day), the ____ (date) of ____ (month) ____ (year).</p> <p><b>- What is the weather today?</b></p> <p>Is it sunny, cloudy, rainy, foggy, stormy, hot or cold?</p> <p><b>- Sight words practise:</b></p> <ul style="list-style-type: none"> <li>* Oxford Sight Words – Orange Words 11-20</li> <li>* Oxford Sight Words – Yellow Words 21-30</li> </ul>	<p>Good morning 3-6 Green!</p> <p><b>- Sing the songs:</b></p> <ul style="list-style-type: none"> <li>* Good Morning Song for Kids</li> <li>* Phonics Song 2</li> </ul> <p><b>- What zone are you in today?</b></p> <p>Are you in the green, blue, yellow or red zone?</p> <p><b>- What is the date today?</b></p> <p>Look at the calendar (go to the page with the <b>July</b> calendar).</p> <p>What is the day? ____            What is the date? ____            What is the month? ____            What is the year? ____</p> <p>Say aloud: today is ____ (name of day), the ____ (date) of ____ (month) ____ (year).</p> <p><b>- What is the weather today?</b></p> <p>Is it sunny, cloudy, rainy, foggy, stormy, hot or cold?</p> <p><b>- Sight words practise:</b></p> <ul style="list-style-type: none"> <li>* Oxford Sight Words – Orange Words 11-20</li> <li>* Oxford Sight Words – Yellow Words 21-30</li> </ul>	<p>Good morning 3-6 Green!</p> <p><b>- Sing the songs:</b></p> <ul style="list-style-type: none"> <li>* Good Morning Song for Kids</li> <li>* Opposites Song</li> </ul> <p><b>- What zone are you in today?</b></p> <p>Are you in the green, blue, yellow or red zone?</p> <p><b>- What is the date today?</b></p> <p>Look at the calendar (go to the page with the <b>July</b> calendar).</p> <p>What is the day? ____            What is the date? ____            What is the month? ____            What is the year? ____</p> <p>Say aloud: today is ____ (name of day), the ____ (date) of ____ (month) ____ (year).</p> <p><b>- What is the weather today?</b></p> <p>Is it sunny, cloudy, rainy, foggy, stormy, hot or cold?</p> <p><b>- Sight words practise:</b></p> <ul style="list-style-type: none"> <li>* Oxford Sight Words – Orange Words 11-20</li> <li>* Oxford Sight Words – Yellow Words 21-30</li> </ul>	<p>Good morning 3-6 Green!</p> <p><b>- Sing the songs:</b></p> <ul style="list-style-type: none"> <li>* Good Morning Song for Kids</li> <li>* Phonics Song 2</li> </ul> <p><b>- What zone are you in today?</b></p> <p>Are you in the green, blue, yellow or red zone?</p> <p><b>- What is the date today?</b></p> <p>Look at the calendar (go to the page with the <b>July</b> calendar).</p> <p>What is the day? ____            What is the date? ____            What is the month? ____            What is the year? ____</p> <p>Say aloud: today is ____ (name of day), the ____ (date) of ____ (month) ____ (year).</p> <p><b>- What is the weather today?</b></p> <p>Is it sunny, cloudy, rainy, foggy, stormy, hot or cold?</p> <p><b>- Sight words practise:</b></p> <ul style="list-style-type: none"> <li>* Oxford Sight Words – Orange Words 11-20</li> <li>* Oxford Sight Words – Yellow Words 21-30</li> </ul>
<p><b>English – reading</b></p> 	<p><b>Wushka:</b></p> <p>Click the Wushka app on your iPad or sign into the Wushka website on your device. Go to <a href="https://wushka.com.au">https://wushka.com.au</a></p> <p>Choose and read <b>ONE (1)</b> of the books assigned to you.</p> 	<p><b>EpicBooks:</b></p> <p>Sign into the EpicBooks website on your device. Go to <a href="http://www.getepic.com/students">www.getepic.com/students</a></p> <p>The class code to sign in is <b>ric1039</b>. Read your choice of book for 10 minutes.</p> 	<p><b>Wushka:</b></p> <p>Sign into the Wushka website on your device or click the Wushka app on your iPad. Go to <a href="https://wushka.com.au">https://wushka.com.au</a></p> <p>Choose <b>ONE (1)</b> of the books allocated to you.</p> 	<p><b>EpicBooks:</b></p> <p>Sign into the EpicBooks website on your device. Go to <a href="http://www.getepic.com/students">www.getepic.com/students</a></p> <p>The class code to sign in is <b>ric1039</b>. Read your choice of book for 10 minutes.</p> 	<p><b>Wushka:</b></p> <p>Sign into the Wushka website on your device or click the Wushka app on your iPad. Go to <a href="https://wushka.com.au">https://wushka.com.au</a></p> <p>Choose <b>ONE (1)</b> of the books allocated to you.</p> 

## English – spelling



### Spelling words:





Get your **word sort** from your pack.

Go to the **school website** and find your **word work video** from Mrs Moon:

- \* Word work – Hunter
- \* Word work – Sarah
- \* Word work – April
- \* Word work – Alex, Caitlynn, Stanley, Mia, Ben, Kaelum and Ethan
- \* Word work – Shayleigh and Daniel
- \* Word work – Jonathan
- \* Word work – Chloe
- \* Word work – Scott and TJ

Listen to Mrs Moon read the words. Watch Mrs Moon cut up her words and sort them.

### Your turn –

- 1) Cut up your words 
- 2) Say your words 
- 3) Sort your words like Mrs Moon and take a photo for Seesaw   

### Boggle:

Go to the page called **BOGGLE** – **Tuesday**. How many words can you make? Write them.

E	U	D	S
I	B	A	C
F	E	A	R
G	D	G	I

### Spelling words:





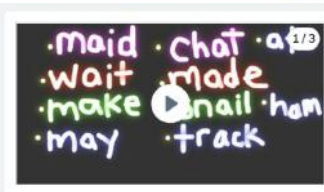

Get your **word sort** from your pack.

Go to the **school website** and find your **word work video** from Mrs Moon:

- \* Word work – Hunter
- \* Word work – Sarah
- \* Word work – April
- \* Word work – Alex, Caitlynn, Stanley, Mia, Ben, Kaelum and Ethan
- \* Word work – Shayleigh and Daniel
- \* Word work – Jonathan
- \* Word work – Chloe
- \* Word work – Scott and TJ

Listen to Mrs Moon read the words. Watch Mrs Moon cut up her words and sort them.

### Your turn –

- 1) Sort your words and take a photo  
  - 2) Write your words on Seesaw – Glow Spelling  
- 
- 3) Read your words 

### Boggle:

Go to the page called **BOGGLE** – **Thursday**. How many words can you make? Write them.

V	N	W	P
D	G	T	U
A	C	N	O
E	H	S	L

### Spelling words:







Get your **word sort** from your pack.







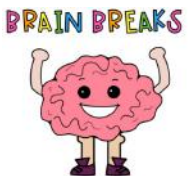



Go to the **school website** and find your **word work video** from Mrs Moon:



- \* Word work – Hunter
- \* Word work – Sarah
- \* Word work – April
- \* Word work – Alex, Caitlynn, Stanley, Mia, Ben, Kaelum and Ethan
- \* Word work – Shayleigh and Daniel
- \* Word work – Jonathan
- \* Word work – Chloe
- \* Word work – Scott and TJ

Listen to Mrs Moon read the words. Watch Mrs Moon cut up her words and sort them.







### Your turn –

- 1) Sort your words and take a photo  
  - 2) Write your words on Seesaw – Rainbow Spelling  
- 
- 3) Read your words 

<p><b>English – handwriting</b></p> 	<p><b>Letter o and a handwriting:</b> Go to the <b>o and a</b> page. Practise tracing and writing the letters o and a. Then move onto the sentence and number 0. Remember to sit straight, keep your flat feet on the floor and take a break when your hand is feeling tired. Take a 📷 and post it on Seesaw.</p> 	<p><b>Letter d and a handwriting:</b> Go to the <b>d and a</b> handwriting page. Practise tracing and writing the letters d and a. Then move onto the sentence and number 6. Remember to sit straight, keep your flat feet on the floor and take a break when your hand is feeling tired. Take a 📷 and post it on Seesaw.</p> 	<p><b>Letter g and d handwriting:</b> Go to the <b>g and d</b> handwriting page. Practise tracing and writing the letters g and d. Then move onto the sentence and number 9. Remember to sit straight, keep your flat feet on the floor and take a break when your hand is feeling tired. Take a 📷 and post it on Seesaw.</p> 	<p><b>Letter c and e handwriting:</b> Go to the <b>c and e</b> handwriting page. Practise tracing and writing the letters c and e. Then move onto the sentence and number 906. Remember to sit straight, keep your flat feet on the floor and take a break when your hand is feeling tired. Take a 📷 and post it on Seesaw.</p> 	<p><b>Letter q and u handwriting:</b> Go to the <b>q and u</b> page. Practise tracing and writing the letters q and u. Then move onto the sentence and number 1. Remember to sit straight, keep your flat feet on the floor and take a break when your hand is feeling tired. Take a 📷 and post it on Seesaw.</p> 
<p><b>Brain break</b></p> 	<p>Go to the <b>school website</b>. Choose <b>TWO (2)</b> Go Noodle videos to get your heart pumping!</p> <p><b>GoNoodle</b></p>	<p>Go to the <b>school website</b>. Choose <b>TWO (2)</b> Go Noodle videos to get your heart pumping!</p> <p><b>GoNoodle</b></p>	<p>Go to the <b>school website</b>. Choose <b>TWO (2)</b> Go Noodle videos to get your heart pumping!</p> <p><b>GoNoodle</b></p>	<p>Go to the <b>school website</b>. Choose <b>TWO (2)</b> Go Noodle videos to get your heart pumping!</p> <p><b>GoNoodle</b></p>	<p>Go to the <b>school website</b>. Choose <b>TWO (2)</b> Go Noodle videos to get your heart pumping!</p> <p><b>GoNoodle</b></p>
<p><b>English – writing</b></p> 	<p><b>Roll a silly sentence:</b> Go to the page called <b>Roll a Silly Sentence</b>. Access the online dice by typing <a href="https://www.online-stopwatch.com/chance-games/roll-a-dice/">https://www.online-stopwatch.com/chance-games/roll-a-dice/</a> on your device. Click on the dice and use the numbers to help you write your sentence. Write 5 sentences on the lined paper. E.g. I rolled the numbers 1, 6 and 3. My sentence is: A</p>	<p><b>Independent writing:</b> <b>Go to the school website.</b> Watch the video called <b>how to use voice to text</b>. 1. Use <b>voice to text</b> on your iPad to record your sentence.</p> 	<p><b>Roll a silly sentence:</b> Go to the page called <b>Roll a Silly Sentence</b>. Access the online dice by typing <a href="https://www.online-stopwatch.com/chance-games/roll-a-dice/">https://www.online-stopwatch.com/chance-games/roll-a-dice/</a> on your device. Click on the dice and use the numbers to help you write your sentence. Write 5 sentences on the lined paper. E.g. I rolled the numbers 1, 6 and 3. My sentence is: A</p>	<p><b>Independent writing:</b> <b>Go to the school website.</b> Watch the video called <b>how to use voice to text</b>. 1. Use <b>voice to text</b> on your iPad to record your sentence.</p> 	<p><b>Roll a silly sentence:</b> Go to the page called <b>Roll a Silly Sentence</b>. Access the online dice by typing <a href="https://www.online-stopwatch.com/chance-games/roll-a-dice/">https://www.online-stopwatch.com/chance-games/roll-a-dice/</a> on your device. Click on the dice and use the numbers to help you write your sentence. Write 5 sentences on the lined paper. E.g. I rolled the numbers 1, 6 and 3. My sentence is: A</p>

snake sang a song in the bathtub last year.  
Take a  and post it on Seesaw. 



Roll a Silly Sentence			
Who:	What:	Where:	When:
 A snake	rode a bike	at the beach	on my birthday
 A lizard	went swimming	in the pool	at the party
 A bee	danced	at the lake	last year
 An alligator	rode a skateboard	on the train	in June
 A policeman	rode a scooter	in an airplane	at 3:00
 A doctor	sang a song	in the bathtub	at noon

2. Copy your sentence and write it on the lined paper.



Hunter, Sarah, April:  
**What did you do on the weekend?**  
Record and write 2 sentences.

Chloe, Stanley, Mia, Ethan, Ben, Kaelum, Shayleigh, Alex, Scott and Caitlynn:  
**What did you do on the weekend?**  
Record and write 3 sentences.







TJ, Jonathan and Daniel:  
**What did you do on the weekend?**  
Record and write 4 sentences.  
Use joining words like 'and' and 'because'.

Go to the **school website**. Watch the video called **self-assessing my writing**. Check your work just like Miss Lamas. Do you have a capital letter, finger space and full stop?

Take a  and post it on Seesaw. 

snake sang a song in the bathtub last year.  
Take a  and post it on Seesaw. 



Roll a Silly Sentence			
Who:	What:	Where:	When:
 A snake	rode a bike	at the beach	on my birthday
 A lizard	went swimming	in the pool	at the party
 A bee	danced	at the lake	last year
 An alligator	rode a skateboard	on the train	in June
 A policeman	rode a scooter	in an airplane	at 3:00
 A doctor	sang a song	in the bathtub	at noon

2. Copy your sentence and write it on the lined paper.



Hunter, Sarah, April:  
**What is your favourite animal? Why do you like it?**  
Record and write 2 sentences.

Chloe, Stanley, Mia, Ethan, Ben, Kaelum, Shayleigh, Alex, Scott and Caitlynn:  
**What is your favourite animal? Why do you like it?**  
Record and write 3 sentences.







TJ, Jonathan and Daniel:  
**What is your favourite animal? Why do you like it?**  
Record and write 4 sentences.  
Use joining words like 'and' and 'because'.

Go to the **school website**. Watch the video called **self-assessing my writing**. Check your work just like Miss Lamas. Do you have a capital letter, finger space and full stop?



















Take a  and post it on Seesaw. 

snake sang a song in the bathtub last year.  
Take a  and post it on Seesaw. 




Roll a Silly Sentence			
Who:	What:	Where:	When:
 A snake	rode a bike	at the beach	on my birthday
 A lizard	went swimming	in the pool	at the party
 A bee	danced	at the lake	last year
 An alligator	rode a skateboard	on the train	in June
 A policeman	rode a scooter	in an airplane	at 3:00
 A doctor	sang a song	in the bathtub	at noon



<p><b>English – sight words</b></p> 	<p><b>Board game:</b> Go to the page called <b>Unicorn Race</b>. Access the online dice as above. Click the dice, move the spaces, read the word, spell the word, write the word on the unicorn race sheet. Take a  and post it on Seesaw. </p> 	<p><b>Online sight word game:</b> Click on your <b>sight word game</b> link in Seesaw. </p> <p>Hunter, Sarah, April, Chloe, Stanley, Mia, Ethan, Ben, Kaelum and Shayleigh:</p> <p><b>Matching sight words</b></p>  <p>Scott, Alex, Caitlynn, TJ, Jonathan and Daniel:</p> <p><b>Sight word smash</b></p> 	<p><b>Board game:</b> Go to the page called <b>Unicorn Race</b>. Access the online dice as above. Click the dice, move the spaces, read the word, spell the word, write the word on the unicorn race sheet. Take a  and post it on Seesaw. </p> 	<p><b>Online sight word game:</b> Click on your <b>sight word game</b> link in Seesaw. </p> <p>Hunter, Sarah, April, Chloe, Stanley, Mia, Ethan, Ben, Kaelum and Shayleigh:</p> <p><b>Matching sight words</b></p>  <p>Scott, Alex, Caitlynn, TJ, Jonathan and Daniel:</p> <p><b>Sight word smash</b></p> 	<p><b>Board game:</b> Go to the page called <b>Unicorn Race</b>. Access the online dice as above. Click the dice, move the spaces, read the word, spell the word, write the word on the unicorn race sheet. Take a  and post it on Seesaw. </p> 
<p><b>Crunch and Sip</b></p> 	<p>Eat fruit or vegetables. Drink a cup of water. Choose a story from Storyline Online to listen to as you eat.</p> <p><b>Storyline Online</b></p>	<p>Eat fruit or vegetables. Drink a cup of water. Choose a story from Storyline Online to listen to as you eat.</p> <p><b>Storyline Online</b></p>	<p>Eat fruit or vegetables. Drink a cup of water. Choose a story from Storyline Online to listen to as you eat.</p> <p><b>Storyline Online</b></p>	<p>Eat fruit or vegetables. Drink a cup of water. Choose a story from Storyline Online to listen to as you eat.</p> <p><b>Storyline Online</b></p>	<p>Eat fruit or vegetables. Drink a cup of water. Choose a story from Storyline Online to listen to as you eat.</p> <p><b>Storyline Online</b></p>
<p><b>Mathematics - number</b></p> 	<p>Go to the <b>school website</b>. Choose <b>ONE (1) Numberock video</b> to sing along to: <b>5 times tables song</b> or <b>11 times tables song</b></p>	<p><b>Number warm up:</b> Grab your <b>1-30 number cards</b> from your pack.</p> <p>Hunter, April, Mia, Ethan, Shayleigh, Caitlynn, Sarah: Order your numbers in the correct order. <b>Start at 1 and</b></p>	<p>Go to the <b>school website</b>. Choose <b>ONE (1) Numberock video</b> to sing along to: <b>5 times tables song</b> or <b>4 times tables song</b></p>	<p><b>Number warm up:</b> Grab your <b>1-30 number cards</b> from your pack.</p> <p>Hunter, April, Mia, Ethan, Shayleigh, Caitlynn, Sarah: Order your numbers in the correct order. <b>Start at 30 and</b></p>	<p>Go to the <b>school website</b>. Choose <b>ONE (1) Numberock video</b> to sing along to: <b>4 times tables song</b> or <b>11 times tables song</b></p>



Log onto **Mathletics**  and play Live Mathletics. Practise your friends of ten by racing other people. **Play for 10 minutes.**



**count up by 1s to 30.** E.g. 1, 2, 3, 4...

Take a  and post it on Seesaw. 

Alex, Daniel, Chloe, Ben, Kaelum, Stanley, Scott, TJ, Jonathan:  
Order your numbers in the correct order. **Start at 2 and count by 2s to 30.** E.g. 2, 4, 6, 8...

Take a  and post it on Seesaw. 


**Addition using a number line:**

Go to the **school website**. Watch the video called **addition using a number line**. Watch Miss Lamas use a number line to add numbers together.

Now it is your turn –

Hunter, April, Mia, Ethan, Shayleigh, Caitlynn, Sarah, Alex:  
Go to the worksheet called **adding with number lines 1-20**. Use the number lines to help you jump up to the answer.




Log onto **Mathletics**  and play Live Mathletics. Practise your friends of ten by racing other people. **Play for 10 minutes.**



**count down by 1s to 1.** E.g. 30, 29, 28, 27...

Take a  and post it on Seesaw. 

Alex, Daniel, Chloe, Ben, Kaelum, Stanley, Scott, TJ, Jonathan:  
Order your numbers in the correct order. **Start at 30 and count by down by 2s to 30.** E.g. 30, 28, 26, 24 ...

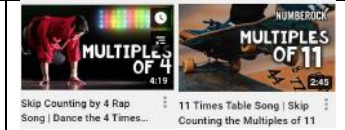
Take a  and post it on Seesaw. 


**Subtraction using a number line:**

Go to the **school website**. Watch the video called **subtraction using a number line**. Watch Miss Lamas use a number line to take away a small number from a big number.

Now it is your turn –

Hunter, April, Mia, Ethan, Shayleigh, Caitlynn, Sarah, Alex:  
Go to the worksheet called **subtracting using number lines 1-20**. Use the number lines to help you jump down to the answer.



Log onto **Mathletics**  and play Live Mathletics. Practise your friends of ten by racing other people. **Play for 10 minutes.**



**Learning**  
**Adding with number lines**  
 Grade 1 Addition Worksheet

Solve the following by drawing hops on the number line.

**Example:**

1.  $11 + 6 = \square$

2.  $2 + 17 = \square$

3.  $6 + 5 = \square$

4.  $7 + 13 = \square$

© 2014 Education.com

Take a and post it on Seesaw.

Daniel, Chloe, Ben, Kaelum, Stanley, Scott, TJ, Jonathan:  
 Go to the worksheet called **adding on number lines (C)**.  
 Use the number lines to help you jump up by 2s to the answer.

**Adding on Number Lines (C)**  
 Use the number lines to calculate each sum.

1.  $8 + 12 = \square$

2.  $14 + 6 = \square$

3.  $6 + 14 = \square$

4.  $4 + 8 = \square$

5.  $12 + 8 = \square$

Math-Drills.com

Take a and post it on Seesaw.

**Learning**  
**Subtracting using number lines**  
 Grade 1 Subtraction Worksheet

Subtract by drawing hops on the number line.

**Example:**

1.  $16 - 3 = \square$

2.  $11 - 5 = \square$

3.  $20 - 8 = \square$

4.  $17 - 10 = \square$

© 2014 Education.com

Take a and post it on Seesaw.

Daniel, Chloe, Ben, Kaelum, Stanley, Scott, TJ, Jonathan:  
 Go to the worksheet called **subtracting on number lines (A)**.  
 Use the number lines to help you jump down by 2s to the answer.

**Adding on Number Lines (C)**  
 Use the number lines to calculate each sum.

1.  $8 + 12 = \square$

2.  $14 + 6 = \square$





















3.  $6 + 14 = \square$

4.  $4 + 8 = \square$

5.  $12 + 8 = \square$

Math-Drills.com


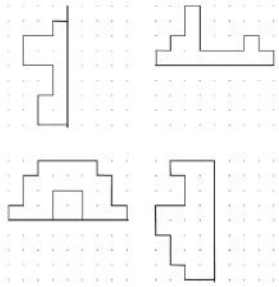
Take a and post it on Seesaw.

<p><b>Brain break</b></p> <p><b>BRAIN BREAKS</b></p> 	<p>Go to the <b>school website</b>. Choose <b>TWO (2)</b> Go Noodle videos to get your heart pumping!</p> <p><b>GoNoodle</b></p>	<p>Go to the <b>school website</b>. Choose <b>TWO (2)</b> Go Noodle videos to get your heart pumping!</p> <p><b>GoNoodle</b></p>	<p>Go to the <b>school website</b>. Choose <b>TWO (2)</b> Go Noodle videos to get your heart pumping!</p> <p><b>GoNoodle</b></p>	<p>Go to the <b>school website</b>. Choose <b>TWO (2)</b> Go Noodle videos to get your heart pumping!</p> <p><b>GoNoodle</b></p>	<p>Go to the <b>school website</b>. Choose <b>TWO (2)</b> Go Noodle videos to get your heart pumping!</p> <p><b>GoNoodle</b></p>
<p><b>Mathematics – measurement</b></p> 	<p><b>2D shapes:</b></p> <p>Hunter, April, Mia, Ethan, Shayleigh, Caitlynn, Sarah, Alex:</p> <p>Complete the <b>draw the 2D shapes 1</b> worksheet.</p>  <p>Take a  and post it on Seesaw. </p> <p>Daniel, Chloe, Ben, Kaelum, Stanley, Scott, TJ, Jonathan:</p> <p>Complete the <b>line symmetry sheet 1</b> worksheet.</p> <p>Remember symmetry means both sides look exactly the same.</p>	<p><b>Data:</b></p> <p>Go to the <b>school website</b>. Watch the video called <b>representing data on a graph</b>.</p> <p>Ask the people in your family what their favourite animal is. They can choose between three animals only: </p> <ol style="list-style-type: none"> <li>Dog</li> <li>Dolphin</li> <li>Snake</li> </ol> <p>Record their answers as a tally. </p> <p>Draw a graph to show this information on the <b>grid paper</b>. Remember your title and labels. Remember to put one circle in each box.</p>  <p>Take a  and post it on Seesaw. </p>	<p><b>2D shapes:</b></p> <p>Hunter, April, Mia, Ethan, Shayleigh, Caitlynn, Sarah, Alex:</p> <p>Complete the <b>identify the 2D shapes 1</b> worksheet. Can you find all the shapes that have 4 sides? They are called quadrilaterals.</p>  <p>Take a  and post it on Seesaw. </p> <p>Daniel, Chloe, Ben, Kaelum, Stanley, Scott, TJ, Jonathan:</p> <p>Complete the <b>block symmetry sheet 1</b> worksheet.</p> <p>Remember symmetry means both sides look exactly the same.</p>	<p><b>Data:</b></p> <p>Go to the <b>school website</b>. Watch the video called <b>representing data on a graph</b>.</p> <p>Ask the people in your family what their favourite food is. They can choose between three options only: </p> <ol style="list-style-type: none"> <li>Pizza</li> <li>Hot chips</li> <li>Salad</li> </ol> <p>Record their answers as a tally. </p> <p>Draw a graph to show this information on the <b>grid paper</b>. Remember your title and labels. Remember to put one circle in each box.</p>  <p>Take a  and post it on Seesaw. </p>	<p><b>2D shapes:</b></p> <p>Go on a <b>2D shape hunt</b> around your house. What 2D shapes can you find? Find <b>FIVE (5)</b> 2D shapes.</p> <p>Take  and post them on Seesaw. Type what shapes you have found. </p>

Name: \_\_\_\_\_ Date: \_\_\_\_\_

### LINE SYMMETRY SHEET 1

Complete the missing half of each of the shapes using the mirror lines.




Take a  and post it on Seesaw.



Name: \_\_\_\_\_ Date: \_\_\_\_\_

### BLOCK SYMMETRY SHEET 1

Complete the missing half of each of the shapes using the mirror lines.



Cut out each grid, and arrange them in different ways to make a larger picture with one mirror line going through it.



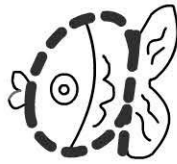
Take a  and post it on Seesaw.







Date:



o o

a a

oa oa

boat boat

coat coat


I wore my coat on the boat.

I

o o



Date:



a a

d d

o o

dad dad

dot dot

My dad did red dots.

My

6 6

Date:



c c

e e

ace ace

race race

face face

We raced to face the fence

We

906 906

Date:



g g

d d

go go

dog dog


dig dig

My dog digs in my garden.

My

g g

Date:



q q

u u

qu qu

queen queen

quiet quiet

The quiet queen ran quickly.

The

||





# Roll a Silly Sentence


choice page #4

	Who:	What:	Where:	When:
	A snake	rode a bike	at the beach	on my birthday.
	A lizard	went swimming	in the pool	at the party.
	A bee	danced	at the lake	last year.
	An alligator	rode a skateboard	on the train	in June.
	A policeman	rode a scooter	in an airplane	at 3:00.
	A doctor	sang a song	in the bathtub	at noon.














# unicorn race

Directions: Print the game on cardstock and laminate if you'll be using it in a classroom.

Give every pair of students a board and a die.

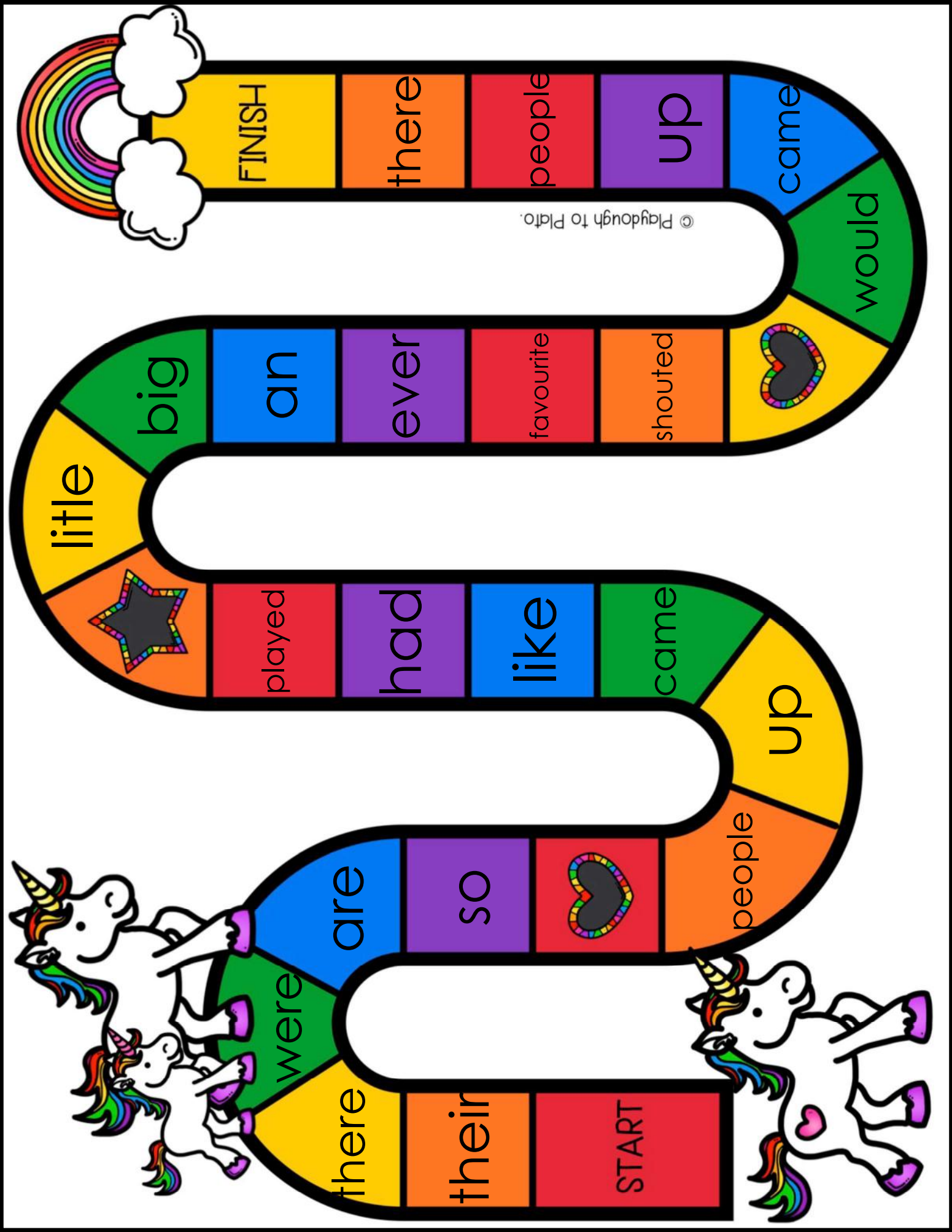
Give each player a record sheet and a playing piece (a LEGO, coin, pom pom, gumdrop...anything).

The first player rolls the die and moves that many spaces on the board. If she lands on a word, she reads it out loud, then spells it out loud, and writes it on her record sheet. (Her partner writes it on his sheet too.)

If Player One lands on a heart or star, she loses her next turn.

Players take turns rolling, reading, spelling and writing words until someone reaches the rainbow and is declared the winner.

Students clear the game board and play again. They continue until all of the spots on their record sheets are filled.



FINISH

there

people

up

came

would

© Playdough to Plato.



shouted

favourite

ever

an

big

little



played

had

like

came

up

people

so

are

were

there

their

START



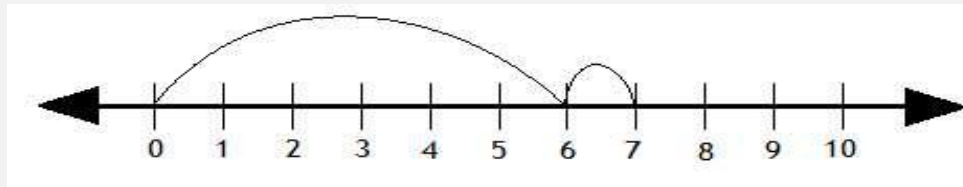


# Adding with number lines

## Grade 1 Addition Worksheet

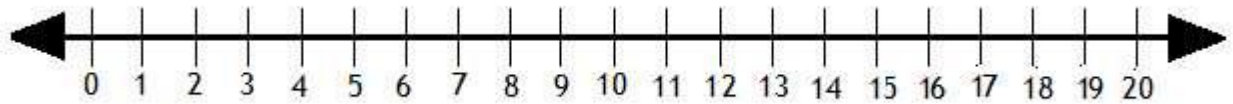
Solve the following by drawing hops on the number line.

**Example:**



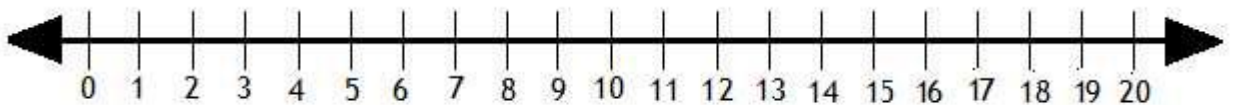
$$6 + 1 = \boxed{7}$$

1.



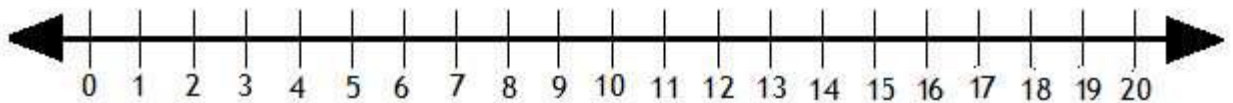
$$11 + 6 = \boxed{\phantom{00}}$$

2.



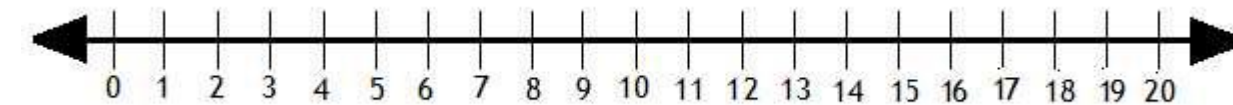
$$2 + 17 = \boxed{\phantom{00}}$$

3.



$$6 + 5 = \boxed{\phantom{00}}$$

4.

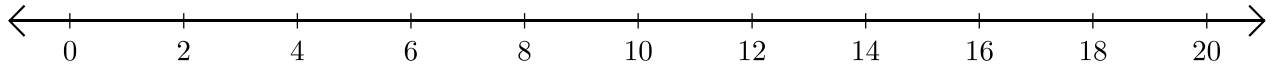


$$7 + 10 = \boxed{\phantom{00}}$$

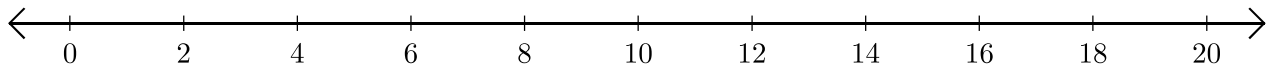
# Adding on Number Lines (C)

Use the number lines to calculate each sum.

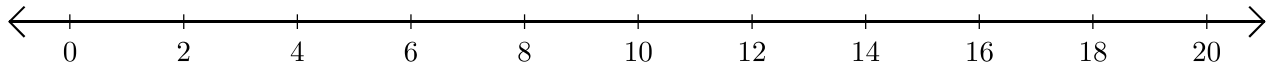
1.  $8 + 12 = \underline{\quad}$



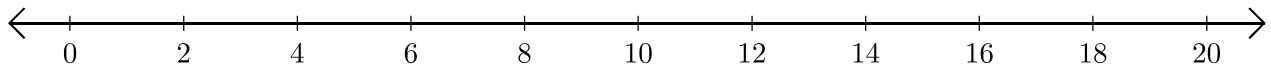
2.  $14 + 6 = \underline{\quad}$



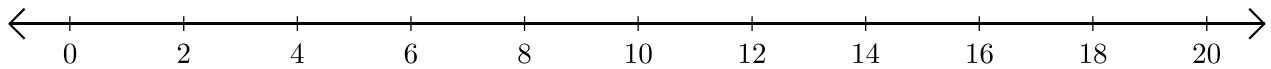
3.  $6 + 14 = \underline{\quad}$



4.  $4 + 8 = \underline{\quad}$



5.  $12 + 8 = \underline{\quad}$

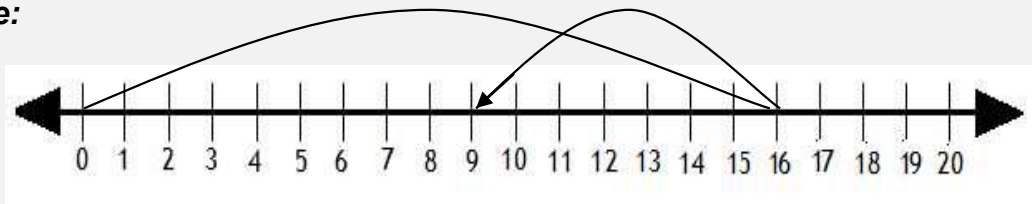


## Subtracting using number lines

### Grade 1 Subtraction Worksheet

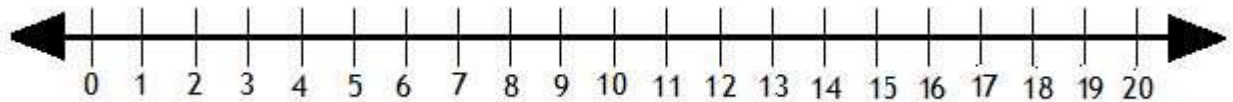
Subtract by drawing hops on the number line.

**Example:**



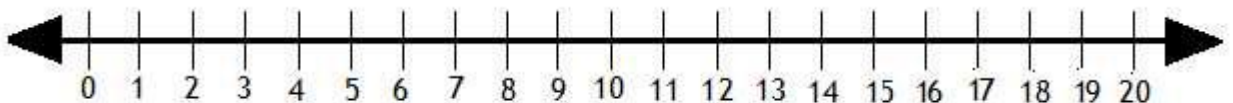
$$16 - 7 = \boxed{9}$$

1.



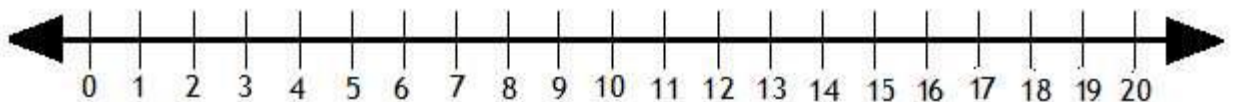
$$18 - 3 = \boxed{\phantom{00}}$$

2.



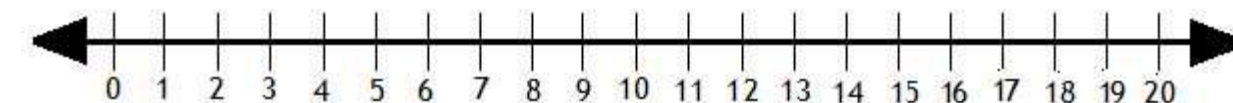
$$11 - 6 = \boxed{\phantom{00}}$$

3.



$$20 - 8 = \boxed{\phantom{00}}$$

4.

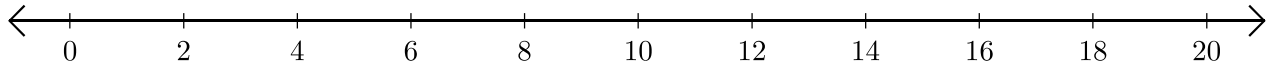


$$17 - 10 = \boxed{\phantom{00}}$$

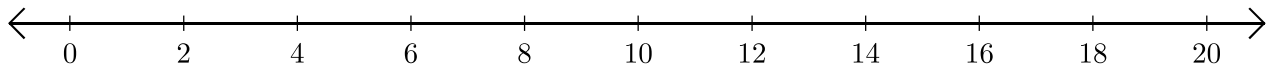
# Subtracting on Number Lines (A)

Use the number lines to calculate each difference.

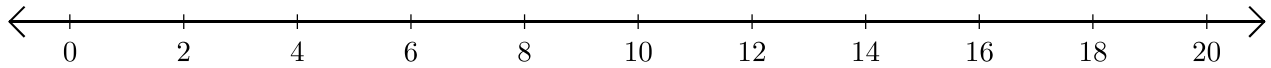
1.  $16 - 4 = \underline{\quad}$



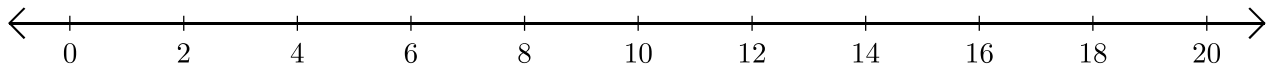
2.  $18 - 12 = \underline{\quad}$



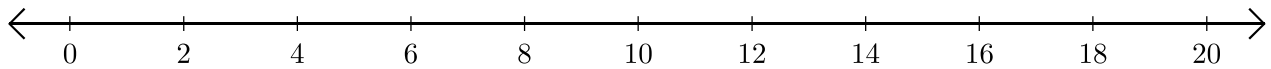
3.  $14 - 10 = \underline{\quad}$



4.  $14 - 2 = \underline{\quad}$



5.  $10 - 6 = \underline{\quad}$





Name

Date



## DRAW THE 2D SHAPES 1

Draw a red circle with a green square inside.

Draw a blue triangle inside a yellow square.

Draw a green triangle on top of a blue square

Draw a yellow circle under a red triangle.



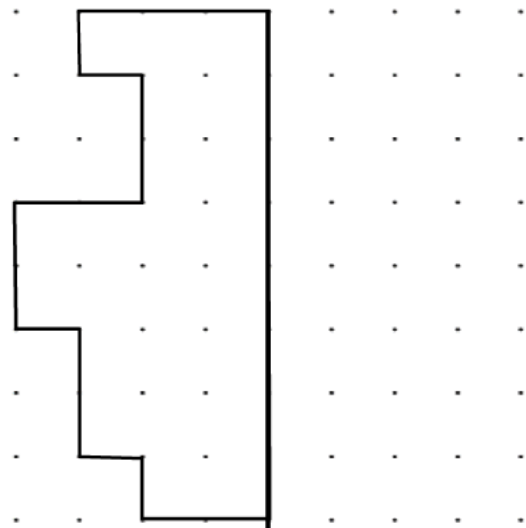
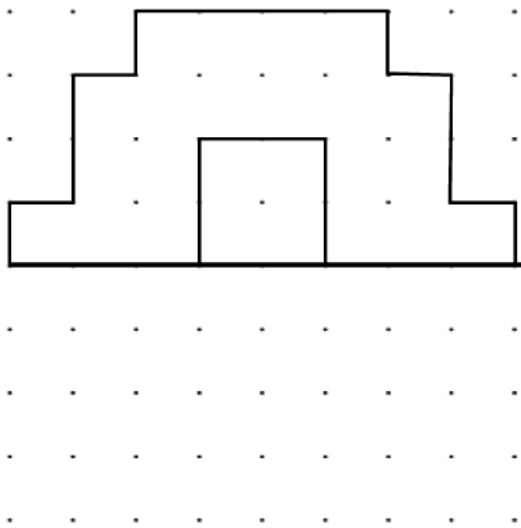
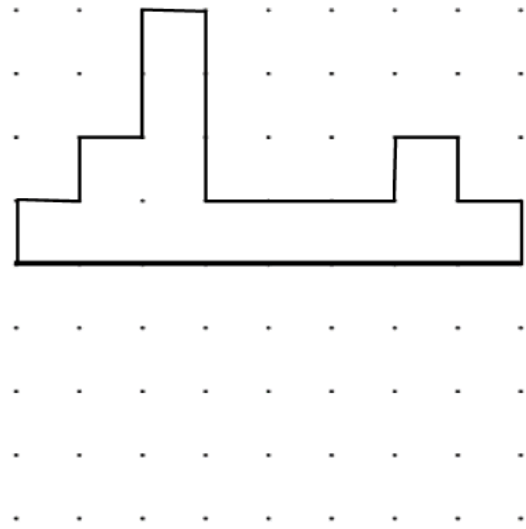
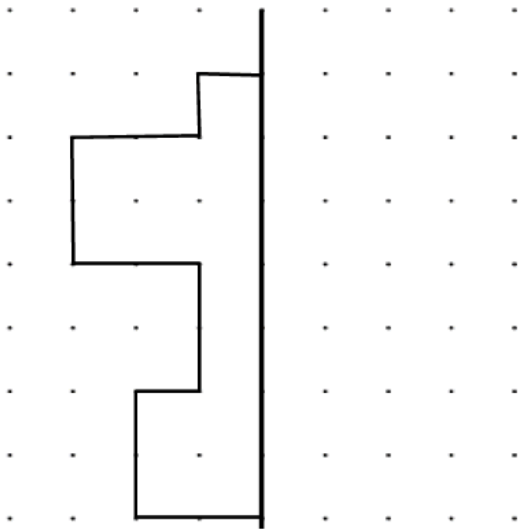
Name


Date



# LINE SYMMETRY SHEET 1

Complete the missing half of each of the shapes using the mirror lines.





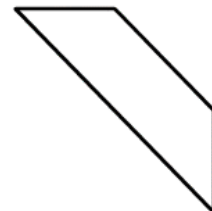
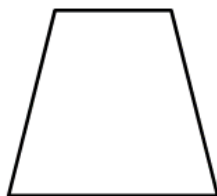
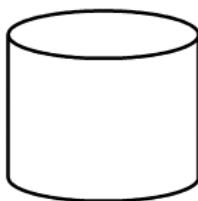
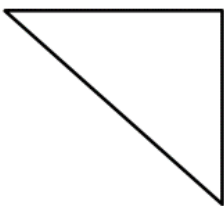
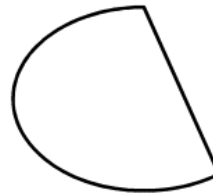
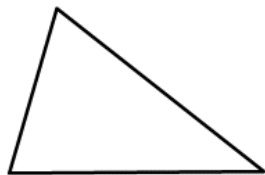
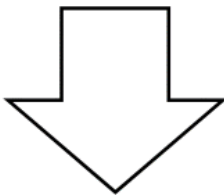
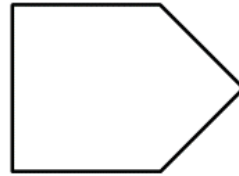
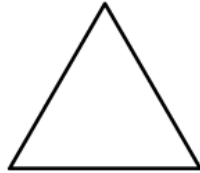

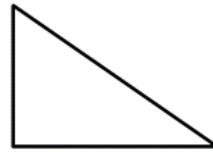
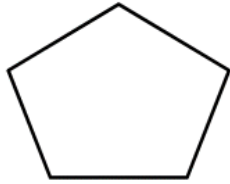

Name

Date



## IDENTIFY 2D SHAPES SHEET 1

Shade the triangles red and the quadrilaterals (4 sided shapes) yellow.  
Remember - quadrilaterals must have straight sides!



Free Math Sheets, Math Games and Math Help

**MATH-SALAMANDERS.COM**

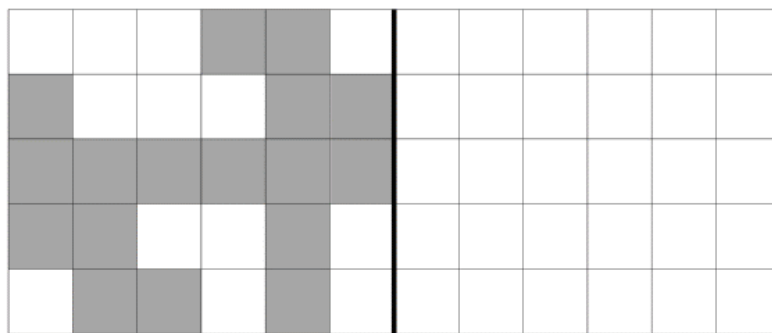



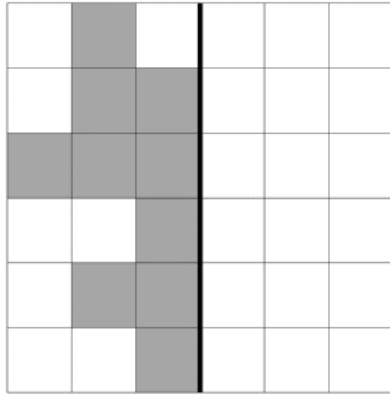
Name \_\_\_\_\_

Date \_\_\_\_\_



## BLOCK SYMMETRY SHEET 1

Complete the missing half of each of the shapes using the mirror lines.



Cut out each grid, and arrange them in different ways to make a larger picture with one mirror line going through it.

