









3-6 Green
Remote learning pack
Term 4 Week 1, 2021

3-6 Green remote learning timetable – Term 4, Week 1

| TERM 4 WEEK 1 | Monday 4 th October | Tuesday 5 th October | Wednesday 6 th October | Thursday 7 th October | Friday 8 th October |
|---|--|--|---|--|---|
| <p>Morning routine</p>  <p>Remember:</p> <p>Links to songs and videos are on the 3-6 Green remote learning page on the school website</p> <p>https://lethbridpkp.schools.nsw.gov.au/</p> | <p>No school</p>  <p>Hi 3-6 Green! Welcome back to school. Mrs Moon and I hope you had a relaxing holiday.</p> <p>Let's continue to be safe, respectful learners at home. We cannot wait to see your work on Seesaw!</p>  | <p>Good morning 3-6 Green!</p> <p>- Sing the songs:</p> <ul style="list-style-type: none"> * Good Morning Song for Kids * Kindness Is Free Song <p>- What zone are you in today?</p> <p>Are you in the green, blue, yellow or red zone?</p> <p>- What is the date today?</p> <p>Look at the calendar (go to the page with the October calendar).</p> <p>What is the day? ____ What is the date? ____ What is the month? ____ What is the year? ____</p> <p>Say aloud: today is ____ (name of day), the ____ (date) of ____ (month) ____ (year).</p> <p>- What is the weather today?</p> <p>Is it sunny, cloudy, rainy, foggy, stormy, hot or cold?</p> <p>- Sight words practise:</p> <ul style="list-style-type: none"> * Oxford Sight Words – Red Words 1-10 * Oxford Sight Words – Orange Words 11-20 | <p>Good morning 3-6 Green!</p> <p>- Sing the songs:</p> <ul style="list-style-type: none"> * Good Morning Song for Kids * Phonics Song 2 <p>- What zone are you in today?</p> <p>Are you in the green, blue, yellow or red zone?</p> <p>- What is the date today?</p> <p>Look at the calendar (go to the page with the October calendar).</p> <p>What is the day? ____ What is the date? ____ What is the month? ____ What is the year? ____</p> <p>Say aloud: today is ____ (name of day), the ____ (date) of ____ (month) ____ (year).</p> <p>- What is the weather today?</p> <p>Is it sunny, cloudy, rainy, foggy, stormy, hot or cold?</p> <p>- Sight words practise:</p> <ul style="list-style-type: none"> * Oxford Sight Words – Red Words 1-10 * Oxford Sight Words – Orange Words 11-20 | <p>Good morning 3-6 Green!</p> <p>- Sing the songs:</p> <ul style="list-style-type: none"> * Good Morning Song for Kids * Kindness Is Free Song <p>- What zone are you in today?</p> <p>Are you in the green, blue, yellow or red zone?</p> <p>- What is the date today?</p> <p>Look at the calendar (go to the page with the October calendar).</p> <p>What is the day? ____ What is the date? ____ What is the month? ____ What is the year? ____</p> <p>Say aloud: today is ____ (name of day), the ____ (date) of ____ (month) ____ (year).</p> <p>- What is the weather today?</p> <p>Is it sunny, cloudy, rainy, foggy, stormy, hot or cold?</p> <p>- Sight words practise:</p> <ul style="list-style-type: none"> * Oxford Sight Words – Red Words 1-10 * Oxford Sight Words – Orange Words 11-20 | <p>Good morning 3-6 Green!</p> <p>- Sing the songs:</p> <ul style="list-style-type: none"> * Good Morning Song for Kids * Phonics Song 2 <p>- What zone are you in today?</p> <p>Are you in the green, blue, yellow or red zone?</p> <p>- What is the date today?</p> <p>Look at the calendar (go to the page with the October calendar).</p> <p>What is the day? ____ What is the date? ____ What is the month? ____ What is the year? ____</p> <p>Say aloud: today is ____ (name of day), the ____ (date) of ____ (month) ____ (year).</p> <p>- What is the weather today?</p> <p>Is it sunny, cloudy, rainy, foggy, stormy, hot or cold?</p> <p>- Sight words practise:</p> <ul style="list-style-type: none"> * Oxford Sight Words – Red Words 1-10 * Oxford Sight Words – Orange Words 11-20 |
| <p>English – reading</p>  | | <p>EpicBooks:</p> <p>Sign into the EpicBooks website on your device. Go to www.getepic.com/students The class code to sign in is ric1039. Read your choice of book for 10 minutes.</p>  | <p>Wushka:</p> <p>Sign into the Wushka website on your device or click the Wushka app on your iPad. Go to https://wushka.com.au Choose ONE (1) of the books allocated to you.</p>  | <p>EpicBooks:</p> <p>Sign into the EpicBooks website on your device. Go to www.getepic.com/students The class code to sign in is ric1039. Read your choice of book for 10 minutes.</p>  | <p>Wushka:</p> <p>Sign into the Wushka website on your device or click the Wushka app on your iPad. Go to https://wushka.com.au Choose ONE (1) of the books allocated to you.</p>  |

English – spelling



Boggle:

Go to the **Boggle** activity on Seesaw. How many words can you make? Type them. 🎀

BOGGLE
How many words can you make? 📷

| | | | |
|---|---|---|---|
| E | D | C | P |
| R | A | I | T |
| U | M | E | O |
| R | H | A | R |

Spelling – term 3 review:






Get your **word sorts** from your pack. Get your **spelling list**.

Go to the **school website** and find your **word work video** from Mrs Moon:

- * Word work – Hunter
- * Word work – Sarah
- * Word work – April
- * Word work – Alex, Caitlynn, Stanley, Mia, Ben, Kaelum and Ethan
- * Word work – Jonathan, Shayleigh and Daniel
- * Word work – Chloe
- * Word work – TJ and Scott

Listen to Mrs Moon read the words. Watch Mrs Moon cut up her words and sort them.

Your turn –

- 1) Cut up your words 
- 2) Say your words 
- 3) Sort your words like Mrs Moon and take a photo for Seesaw   

Boggle:

Go to the **Boggle** activity on Seesaw. How many words can you make? Type them. 🎀

BOGGLE
How many words can you make? 📷

| | | | |
|---|---|---|---|
| T | S | A | T |
| E | O | N | A |
| L | O | K | O |
| R | T | I | M |

Spelling – term 3 review:




Get your **word sorts** from your pack. Get your **spelling list**.

Go to the **school website** and find your **word work video** from Mrs Moon:


- * Word work – Hunter
- * Word work – Sarah
- * Word work – April
- * Word work – Alex, Caitlynn, Stanley, Mia, Ben, Kaelum and Ethan
- * Word work – Jonathan, Shayleigh and Daniel
- * Word work – Chloe
- * Word work – TJ and Scott

Listen to Mrs Moon read the words. Watch Mrs Moon cut up her words and sort them.

Your turn –

- 1) Sort your words and take a photo for Seesaw  
- 2) Write your words on Seesaw – Scratch Art  Spelling




- 3) Read your words 

English –
handwriting




Fun fact handwriting:
You have now practised all letters in lowercase and uppercase form, as well as all 10 numbers.

**** Watch Miss Lamas' teaching videos on the school website if you need a refresher on how to form the letters correctly.**

Go to the **fun fact handwriting – Tuesday** page. Practise your handwriting. Take a  and post it on Seesaw.

Fun fact handwriting – Tuesday

Today is Tuesday the 5th of October 2021. Did you know? It takes about 50 ticks to finish one scoop of ice cream.



Self-assessing my handwriting


I had both feet flat on the floor

I sat up straight with a tall back

I used my correct handwriting


Fun fact handwriting:
You have now practised all letters in lowercase and uppercase form, as well as all 10 numbers.

**** Watch Miss Lamas' teaching videos on the school website if you need a refresher on how to form the letters correctly.**

Go to the **fun fact handwriting – Wednesday** page. Practise your handwriting. Take a  and post it on Seesaw.

Fun fact handwriting – Wednesday

Today is Wednesday the 6th of October 2021. Did you know? Hawaiian pizza was actually invented in Canada.



Self-assessing my handwriting


I had both feet flat on the floor

I sat up straight with a tall back

I used my correct handwriting


Fun fact handwriting:
You have now practised all letters in lowercase and uppercase form, as well as all 10 numbers.

**** Watch Miss Lamas' teaching videos on the school website if you need a refresher on how to form the letters correctly.**

Go to the **fun fact handwriting – Thursday** page. Practise your handwriting. Take a  and post it on Seesaw.

Fun fact handwriting – Thursday

Today is Thursday the 7th of October 2021. Did you know? It takes 2-3 years for a pineapple to grow to its full size.



Self-assessing my handwriting


I had both feet flat on the floor

I sat up straight with a tall back

I used my correct handwriting


Fun fact handwriting:
You have now practised all letters in lowercase and uppercase form, as well as all 10 numbers.

**** Watch Miss Lamas' teaching videos on the school website if you need a refresher on how to form the letters correctly.**

Go to the **fun fact handwriting – Friday** page. Practise your handwriting. Take a  and post it on Seesaw.

Fun fact handwriting – Friday

Today is Friday the 8th of October 2021. Did you know? A strawberry is the only fruit that has its seeds on the outside.



Self-assessing my handwriting


I had both feet flat on the floor

I sat up straight with a tall back

I used my correct handwriting

Brain break

BRAIN BREAKS



Go to the **school website**. Choose **TWO (2)** Go Noodle videos to get your heart pumping!

GoNoodle

Go to the **school website**. Choose **TWO (2)** Go Noodle videos to get your heart pumping!

GoNoodle

Go to the **school website**. Choose **TWO (2)** Go Noodle videos to get your heart pumping!

GoNoodle

Go to the **school website**. Choose **TWO (2)** Go Noodle videos to get your heart pumping!

GoNoodle

English –
writing



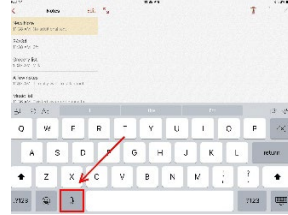
Independent writing:
Go to the **school website**. Watch the video called **how to use voice to text**.

Roll a silly sentence:
Go to the **school website**. Watch the video called **roll a silly sentence**. Watch how Mrs Moon builds her sentence.

Independent writing:
Go to the **school website**. Watch the video called **how to use voice to text**.

Roll a silly sentence:
Go to the **school website**. Watch the video called **roll a silly sentence**. Watch how Mrs Moon builds her sentence.

1. Use **voice to text** on your iPad to record your sentence.



2. Copy your sentence and write it on the lined paper.





Hunter, Sarah, April, Alex:
What did you do in your school holidays?
 Record and write **2 sentences**.

Chloe, Stanley, Mia, Ethan, Ben, Kaelum, Shayleigh, Scott and Caitlynn:
What did you do in your school holidays?
 Record and write **3 sentences**.

TJ, Jonathan and Daniel:
What did you do in your school holidays?
 Record and write **4 sentences**.
 Use joining words like 'and' and 'because'.

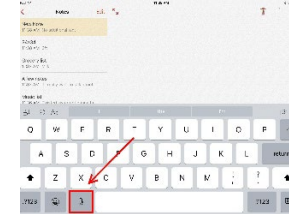
Go to the **school website**. Watch the video called **self-assessing my writing**. Check your work just like Miss

Go to the page called **Roll a Silly Sentence**. Roll the two dice in your pack. How many dots altogether? Use the numbers to help you build your sentence. Write 5 sentences on the lined paper. E.g. I rolled the numbers 2, 10 and 7. My sentence is: A flea did a belly flop on a flat bread. Take a  and post it on Seesaw. 

| Silly Sentences with "FL" Blends | | |
|--|------------------------|----------------------------|
| Roll two dice three times to make up a silly sentence! | | |
| Roll 1: | Roll 2: | Roll 3: |
| 2 A flea | 2 liked to fly | 2 next to a flame. |
| 3 A fluffy kitten | 3 wore a fleece jacket | 3 by the flag pole. |
| 4 The flamingo | 4 picked flowers | 4 on the floor. |
| 5 A fly | 5 used a flashlight | 5 in Florida. |
| 6 Flora | 6 caught a snowflake | 6 after the flood. |
| 7 Floyd | 7 wore a flannel shirt | 7 on a flat bed. |
| 8 A flamenco dancer | 8 used flash cards | 8 by a flower pot. |
| 9 Flo | 9 got the flu | 9 and flushed the toilet. |
| 10 Fletcher | 10 did a belly flop | 10 by a flickering candle. |
| 11 A flame thrower | 11 got a flat tire | 11 and flew to Kansas. |
| 12 Mr. Flynn | 12 wore flipper | 12 and floated away. |



1. Look at the picture. What can you see? What is happening? Think about who, what, when and where to describe the picture.
 2. Use **voice to text** on your iPad to record your sentence.



3. Copy your sentence and write it on the lines.





Thursday – independent writing
 Write 3-6 sentences about what you can see in this picture (think about who, what, where and when)

Hunter, Sarah, April, Alex:
 Record and write **2 sentences**.

Chloe, Stanley, Mia, Ethan, Ben, Kaelum, Shayleigh, Scott and Caitlynn:
 Record and write **3 sentences**.








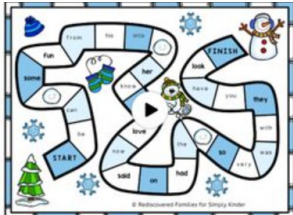

















TJ, Jonathan and Daniel:
 Record and write **4 sentences**.

Go to the **school website**. Watch the video called **self-assessing my writing**. Check your work just like Miss

Go to the page called **Roll a Silly Sentence**. Roll the two dice in your pack. How many dots altogether? Use the numbers to help you build your sentence. Write 5 sentences on the lined paper. E.g. I rolled the numbers 2, 10 and 7. My sentence is: A flea did a belly flop on a flat bread. Take a  and post it on Seesaw. 

| Silly Sentences with "FL" Blends | | |
|--|------------------------|----------------------------|
| Roll two dice three times to make up a silly sentence! | | |
| Roll 1: | Roll 2: | Roll 3: |
| 2 A flea | 2 liked to fly | 2 next to a flame. |
| 3 A fluffy kitten | 3 wore a fleece jacket | 3 by the flag pole. |
| 4 The flamingo | 4 picked flowers | 4 on the floor. |
| 5 A fly | 5 used a flashlight | 5 in Florida. |
| 6 Flora | 6 caught a snowflake | 6 after the flood. |
| 7 Floyd | 7 wore a flannel shirt | 7 on a flat bed. |
| 8 A flamenco dancer | 8 used flash cards | 8 by a flower pot. |
| 9 Flo | 9 got the flu | 9 and flushed the toilet. |
| 10 Fletcher | 10 did a belly flop | 10 by a flickering candle. |
| 11 A flame thrower | 11 got a flat tire | 11 and flew to Kansas. |
| 12 Mr. Flynn | 12 wore flipper | 12 and floated away. |



| | | <p>Lamas. Do you have a capital letter, finger space and full stop?</p> <p>Take a  and post it on Seesaw. </p> | | <p>Lamas. Do you have a capital letter, finger space and full stop?</p> <p>Take a  and post it on Seesaw. </p> | | | | | | | | | | | | | | | |
|--|------------------------|---|---|---|---|-------------------------|------------------------|--|--|--|--|--|--|--|--|--|--|--|--|
| <p>English – sight words</p>  | | <p>Winter sight word race: Click on the winter sight word race activity in Seesaw. </p> <ol style="list-style-type: none"> 1. Watch Miss Lamas' video and listen to her read the sight words. 2. Decide who will be the blue counter. Decide who will play as the pink counter. 3. Player 1 rolls the dice and moves their counter. 4. Read  the sight word. 5. Player 2 has their turn at rolling, moving and reading the sight word. 6. If you land on a snowball you miss your next turn. 7. Take turns until someone reaches the end and is declared the winner.  | <p>Sight words – term 3 review: Go to the page called term 3 sight words review. Find your sight word list.</p> <p>Go to the school website and find your sight words video from Mrs Moon.</p> <p>Listen to Mrs Moon reading the words and say them with her. Listen to Mrs Moon saying her word in a sentence.</p> <p>Type it, read it, write it </p>  <ol style="list-style-type: none"> 1) Type your sight words  T 2) Read your words  3) Write your words  | <p>Winter sight word race: Click on the winter sight word race activity in Seesaw. </p> <ol style="list-style-type: none"> 1. Watch Miss Lamas' video and listen to her read the sight words. 2. Decide who will be the blue counter. Decide who will play as the pink counter. 3. Player 1 rolls the dice and moves their counter. 4. Read  the sight word. 5. Player 2 has their turn at rolling, moving and reading the sight word. 6. If you land on a snowball you miss your next turn. 7. Take turns until someone reaches the end and is declared the winner.  | <p>Sight words – term 3 review: Go to the page called term 3 sight words review. Find your sight word list.</p> <p>Go to the school website and find your sight words video from Mrs Moon.</p> <p>Listen to Mrs Moon reading the words and say them with her. Listen to Mrs Moon saying her word in a sentence.</p> <p>Write, type and read </p> <table border="1" data-bbox="1814 821 2094 1045"> <thead> <tr> <th>Write your sight words.</th> <th>Type your sight words.</th> </tr> </thead> <tbody> <tr><td></td><td></td></tr> <tr><td></td><td></td></tr> <tr><td></td><td></td></tr> <tr><td></td><td></td></tr> <tr><td></td><td></td></tr> <tr><td></td><td></td></tr> </tbody> </table> <ol style="list-style-type: none"> 1) Write your sight words  2) Type your words T  3) Read your words  | Write your sight words. | Type your sight words. | | | | | | | | | | | | |
| Write your sight words. | Type your sight words. | | | | | | | | | | | | | | | | | | |
| | | | | | | | | | | | | | | | | | | | |
| | | | | | | | | | | | | | | | | | | | |
| | | | | | | | | | | | | | | | | | | | |
| | | | | | | | | | | | | | | | | | | | |
| | | | | | | | | | | | | | | | | | | | |
| | | | | | | | | | | | | | | | | | | | |
| <p>Crunch and Sip</p>  | | <p>Go to Storyline Online. Choose a book to listen to while you eat fruit or vegetables. Drink some water.</p>  | <p>Go to Storyline Online. Choose a book to listen to while you eat fruit or vegetables. Drink some water.</p>  | <p>Go to Storyline Online. Choose a book to listen to while you eat fruit or vegetables. Drink some water.</p>  | <p>Go to Storyline Online. Choose a book to listen to while you eat fruit or vegetables. Drink some water.</p>  | | | | | | | | | | | | | | |

Mathematics - number



Number warm up:
Log onto **Mathletics** and play Live Mathletics. Practise your friends of ten by racing other people. **Play for 10 minutes.**



Money:

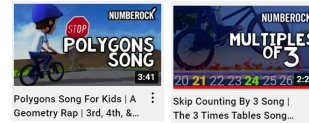
All students:

Click on the **sort and order Australian money** activity in Seesaw.

Watch the YouTube video. Then sort the coins and notes and order them from smallest to biggest value.



Go to the school website.
Choose **ONE (1) Numberock video** to sing along to: **Polygons song** or **skip counting by 3 song**



Whole number:

Hunter, April, Mia, Ethan, Shayleigh, Caitlynn, Sarah, Stanley, Alex, Chloe, Ben, Kaelum:

Click on the **missing numbers** activity in Seesaw.

Use the pen or typing tool to fill in the missing numbers. Record yourself counting.



Whole number:

Daniel, Scott, TJ, Jonathan:

Click on the **number order** activity in Seesaw.

Put the numbers in the correct order from smallest to biggest.



Number warm up:
Log onto **Mathletics** and play Live Mathletics. Practise your friends of ten by racing other people. **Play for 10 minutes.**



Money:

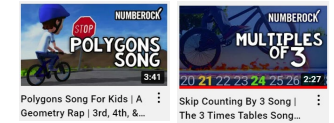
All students:

Click on the **Australian money - matching values and purchasing** activity in Seesaw.

Watch the YouTube videos. Then label the coins and notes. Buy items using the correct money.




Go to the school website.
Choose **ONE (1) Numberock video** to sing along to: **Polygons song** or **skip counting by 3 song**



Whole number:

Go to the school website. Watch the video called **rolling the biggest number**. Watch Miss Lamas play the game before you play with someone.


Grab your **two dice** from your pack. Choose someone to play with. Roll the dice and arrange the numbers to make the smallest number possible. Record your number on the paper called **rolling the biggest number game**. It is your partner's turn now. Who made the smallest number? Circle it. That player gets a point.



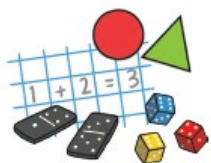
Take a photo and post it on Seesaw.

Brain break

BRAIN BREAKS



Mathematics – Measurement



Go to the **school website**. Choose **TWO (2)** Go Noodle videos to get your heart pumping!

GoNoodle

Go to the **school website**. Choose **TWO (2)** Go Noodle videos to get your heart pumping!

GoNoodle

Go to the **school website**. Choose **TWO (2)** Go Noodle videos to get your heart pumping!

GoNoodle

Go to the **school website**. Choose **TWO (2)** Go Noodle videos to get your heart pumping!

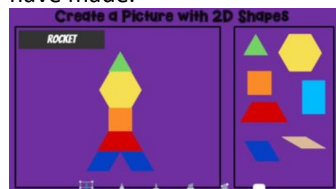
GoNoodle

2D shapes:

All students:

2D shapes picture Seesaw activity

Use the 2D shape blocks to make two pictures. Record yourself explaining what you have made.



Mass:

All students:

Heavy and light – hefting Seesaw activity

Watch the YouTube video. Then practise identifying objects that are heavy and light. Lastly, take a photo of you practising hefting and explain what is heavy and light.

Measure the mass of the objects.



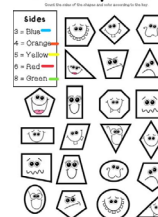
2D shapes:

Hunter, April, Mia, Ethan, Shayleigh, Caitlynn, Sarah, Alex, Ben, Kaelum, Stanley:

2D shapes – sides Seesaw activity

Use the pen to colour each shape according to how many sides it has. Look at the key.

Color by Sides



Daniel, Chloe, Scott, TJ, Jonathan:

2D shapes – corners and edges Seesaw activity

Name each 2D shape and use the pen to label its features. Then take photos and label them.

| circle | | s | | 2D Shapes | | |
|--------|---------|-------|--|-----------|--|--|
| Name | Corners | Edges | | | | |
| | | | | | | |
| | | | | 3 | | |
| | | | | | | |
| | | | | | | |
| | | | | | | |
| | | | | | | |




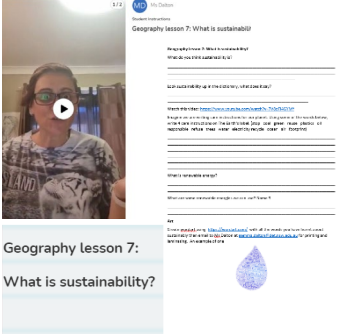




Mass:

All students:

Grams and kilograms Seesaw activity

Watch the YouTube video. Then sort the objects into the most appropriate column – grams or kilograms. Lastly, find two objects around your house that can be measured using grams and two that can be measured using kilograms.



| | | | | | |
|--|--|------------|---|------------|------------|
| <p>Geography with Ms Dalton</p>  | | <p>N/A</p> | <p>Go to the Seesaw activity called lesson 7: What is sustainability? </p> <ol style="list-style-type: none"> 1. Watch Ms Dalton's video. 2. Complete the Seesaw activity or worksheet.  3. Upload your work to Seesaw.  | <p>N/A</p> | <p>N/A</p> |
| <p>Mindfulness</p>  | <p>Extras: mindfulness booklet.</p> <p>Attached to back of your work pack are calm, mindfulness activities you may wish to do as a break or once you have finished your work. These are an option.</p> <div style="display: flex; justify-content: space-around; align-items: center;">    </div> | | | | |











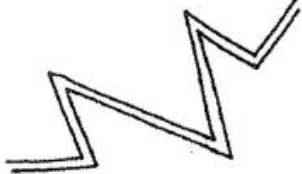
October 2021

| Sunday | Monday | Tuesday | Wednesday | Thursday | Friday | Saturday |
|----------------------|-----------|------------------------------|-----------|----------------------------|-----------|----------------------|
| | | | | | 1 | 2 Weekend |
| 3 Weekend | 4 | 5 Ethan's birthday | 6 | 7 | 8 | 9 Weekend |
| 10 Weekend | 11 | 12 | 13 | 14 TJ's birthday | 15 | 16 Weekend |
| 17 Weekend | 18 | 19 | 20 | 21 | 22 | 23 Weekend |
| 24 Weekend | 25 | 26 | 27 | 28 | 29 | 30 Weekend |
| 31 Weekend | | | | | | |


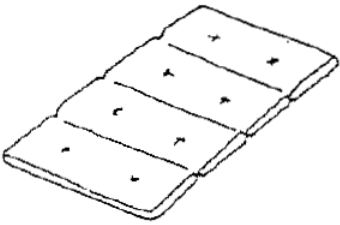

Spelling review: term 3 week 4-7 - word sorts

Word sorts - Hunter

SORT 5 Beginning Consonants









| | | | |
|--|--|---|--|
| Yy  | Zz  | Vv  | |
|  |  |  |  |
|  |  |  |  |

SORT 6 AT Word Families





| | | |
|---|---|---|
| cat | mat | bat |
|  |  |  |

Word sorts – Sarah

SORT 10 ET, EG, and EN Word Families





| | | | |
|---|---|--|---|
| net | peg | jet | hen |
| pen | pet | beg | wet |
|  |  |  |  |
|  |  |  |  |

SORT 11 UG, UT and UN Word Families


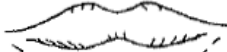
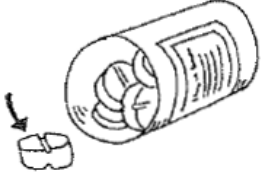



| | | | |
|---|---|--|---|
| run | cut | mug | jug |
|  |  |  |  |

Word sorts – April

SORT 11 UG, UT and UN Word Families




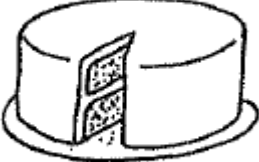





| | | | |
|---|---|--|---|
| run | cut | mug | jug |
|  |  |  |  |

SORT 12 IG, IP, and ILL Word Families





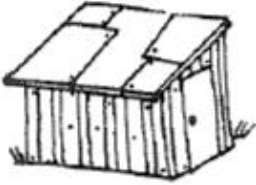




| | | |
|---|---|---|
| pig | pill | wig |
| lip | mill | hill |
|  |  |  |
|  |  |  |

Word sorts – Alex, Caitlynn, Stanley, Mia, Ben, Kaelum, Ethan

SORT 14 C, H, and CH Digraph






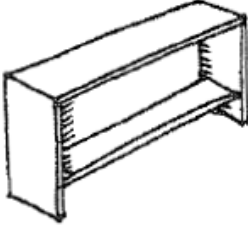






| | | |
|---|---|--|
| c  | h  | ch  |
|  |  |  |
|  |  |  |

SORT 15 H, SH, and CH Digraphs







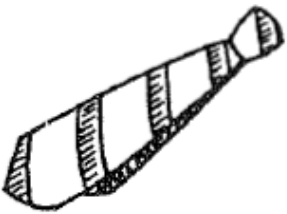


| | | |
|---|--|--|
| h  | sh  | ch  |
|  |  |  |
|  |  |  |

Word sorts – Jonathan, Shayleigh, Daniel

SORT 17 SH, CH, TH, and WH Digraphs










| | | | |
|--|--|---|--|
| sh  | ch  | wh  | th  |
|  |  |  |  |
|  |  |  |  |

SORT 18 S, T, and ST Blend










| | | |
|---|---|--|
| s  | t  | st  |
|  |  |  |
|  | 6  |  |

Word sorts - Chloe

SORT 19 SP, SK, and SM Blends













| | | |
|--|--|--|
| sp  | sk  | sm  |
|  |  |  |
|  |  |  |

SORT 20 SC, SN, and SW Blends










| | | |
|--|--|--|
| sc  | sn  | sw  |
|  |  |  |
|  |  |  |

Word sorts - TJ, Scott

SORT 24 BL, BR, GR, and GL Blends

| | | | |
|--|--|---|--|
| br  | bl  | gr  | gl  |
|  |  |  |  |
|  |  |  |  |

SORT 25 PR, TR, and DR Blends

| | | |
|--|--|--|
| pr  | dr  | tr  |
|  |  |  |
|  |  |  |

Spelling list - Hunter

| Yy | Zz | Vv | at |
|---------|-------|--------|-----|
| Yoyo | Zebra | Vest | Cat |
| Yoghurt | Zoo | Vase | Mat |
| | Zap | Vacuum | Bat |

Spelling list - Sarah

| et | en | eg | ug | ut | un |
|-----|-----|-----|-----|-----|-----|
| Net | Hen | Peg | Mug | Cut | Run |
| Jet | Pen | Beg | Jug | | |
| Pet | | | | | |
| Wet | | | | | |

Spelling list - April

| ug | ut | un | ig | ip | ill |
|-----|-----|-----|-----|-----|------|
| Mug | Cut | Run | Pig | Lip | Pill |
| Jug | | | Wig | | Mill |
| | | | | | Hill |

Spelling list - Alex, Caitlynn, Stanley, Mia, Ben, Kaeulm, Ethan

| c | h | ch | h | sh | ch |
|------|-------|----------|------|-------|--------|
| Cake | Heart | Cherries | Hose | Shed | Cheese |
| Comb | Hat | Chin | Ham | Sheep | Chop |

Spelling list - Jonathan, Shayleigh, Daniel

| sh | ch | wh | th | s | t | st |
|-------|---------|-------------|---------|------|-----|-------|
| Shelf | Cheese | Whiskers | Thorn | Six | Top | Stick |
| Shot | Chicken | Wheelbarrow | Thimble | Sink | Tie | Stop |

Spelling list - Chloe

| sp | sk | sm | sc | sn | sw |
|--------|----------|-------|-------|-------|--------|
| Sponge | Skeleton | Smell | Scale | Snow | Switch |
| Spill | Ski | Smile | Scout | Snail | Swan |

Spelling list - TJ, Scott

| br | bl | gr | gl | pr | dr | tr |
|--------|--------|-----------|---------|-------|-------|-------|
| Bride | Blouse | Grass | Globe | Price | Drill | Trap |
| Bridge | Blocks | Groceries | Glasses | Pray | Dress | Track |

Fun fact handwriting – Tuesday

Today is Tuesday the 5th
of October 2021. Did you
know? It takes about 50
licks to finish one scoop of
ice cream.



Self-assessing my handwriting

I had both feet flat on the floor



I sat up straight with a tall back



I used my neatest handwriting



Fun fact handwriting – Wednesday

Today is Wednesday the 6th
of October 2021. Did you
know? Hawaiian pizza was
actually invented in Canada.



Self-assessing my handwriting

I had both feet flat on the floor



I sat up straight with a tall back



I used my neatest handwriting



Fun fact handwriting – Thursday

Today is Thursday the 7th
of October 2021. Did
you know? It takes 2–3
years for a pineapple to
grow to its full size.



Self-assessing my handwriting

I had both feet flat on the floor



I sat up straight with a tall back



I used my neatest handwriting



Fun fact handwriting – Friday

Today is Friday the 8th
of October 2021. Did

you know? A strawberry is
the only fruit that has its
seeds on the outside.



Self-assessing my handwriting

I had both feet flat on the floor



I sat up straight with a tall back




I used my neatest handwriting





Silly Sentences with “FL” Blends

Roll two dice three times to make up a silly sentence!

| Roll 1: | Roll 2: | Roll 3: |
|----------------------------|-------------------------------|-----------------------------------|
| 2 A flea | 2 liked to fly | 2 next to a flame. |
| 3 A fluffy kitten | 3 wore a fleece jacket | 3 by the flag pole. |
| 4 The flamingo | 4 picked flowers | 4 on the floor. |
| 5 A fly | 5 used a flashlight | 5 in Florida. |
| 6 Flora | 6 caught a snow flake | 6 after the flood. |
| 7 Floyd | 7 wore a flannel shirt | 7 on a flat bed. |
| 8 A flamenco dancer | 8 used flash cards | 8 by a flower pot. |
| 9 Flo | 9 got the flu | 9 and flushed the toilet. |
| 10 Fletcher | 10 did a belly flop | 10 by a flickering candle. |
| 11 A flame thrower | 11 got a flat tire | 11 and flew to Kansas. |
| 12 Mr. Flynn | 12 wore flippers | 12 and floated away. |







Thursday – independent writing



Write 3-5 sentences about what you can see in this picture (think about who, what, where and when)

Term 3 sight words review

Daniel - sight words
Week 4-7

| | |
|------------|------------|
| individual | places |
| community | connection |
| culture | statistics |
| country | immigrant |
| heritage | nation |

Ethan - sight words
Week 4-7

| | |
|-------|------|
| said | of |
| there | on |
| when | that |
| so | got |
| had | were |

Kaelum - sight words
Week 4-7

| | |
|--------|---------|
| called | back |
| after | going |
| saw | because |
| came | out |
| with | said |

Shayleigh - sight words
Week 4-7

| | |
|--------|--------|
| could | played |
| about | found |
| people | down |
| would | were |
| came | ran |

April - sight words
Week 4-7

| | |
|-------|------|
| there | out |
| were | have |
| her | then |
| day | with |
| his | for |

Hunter - sight words
Week 4-7

| | |
|------|-------|
| went | there |
| said | and |
| was | he |
| the | she |
| that | is |

Mia - sight words

Week 4-7

| | |
|-------|------|
| there | out |
| her | are |
| they | for |
| with | time |
| what | back |

Chloe - sight words

Week 4-7

| | |
|-------|---------|
| there | that |
| with | found |
| were | know |
| one | said |
| when | shouted |

Ben - sight words

Week 4-7

| | |
|-------|--------|
| could | do |
| of | ran |
| other | from |
| found | can |
| asked | played |

Stanley - sight words

Week 4-7

| | |
|-------|---------|
| were | went |
| was | with |
| found | because |
| came | all |
| asked | are |

Scott - sight words

Week 4-7

| | |
|---------|--------|
| other | found |
| were | really |
| want | know |
| where | other |
| shouted | lived |

Sarah - sight words

Week 4-7

| | |
|-------|------|
| was | were |
| went | for |
| then | day |
| there | with |
| that | me |

TJ - sight words
Week 4-7

| | |
|-------------|---------|
| hours | felt |
| quickly | cousin |
| scary | excited |
| should | arrived |
| comfortable | happily |

Caitlynn - sight words
Week 4-7

| | |
|---------|---------|
| their | didn't |
| were | if |
| could | found |
| should | I'm |
| quickly | started |

Jonathan - sight words
Week 4-7

| | |
|------------|---------------|
| scary | island |
| community | mountain |
| indigenous | Torres Strait |
| creation | subtract |
| resources | sum |

Alex - sight words
Week 4-7

| | |
|---------|-------|
| other | I'm |
| shouted | it's |
| country | later |
| quickly | don't |
| person | ok |

ROLLING THE BIGGEST NUMBER GAME

| Player 1 | Player 2 |
|----------|----------|
| _____ | _____ |
| | |
| | |
| | |
| | |
| | |
| | |
| | |
| | |
| | |
| | |
| | |
| | |
| | |
| | |
| | |

Geography lesson 7: What is sustainability?

What do you think sustainability is?

Look sustainability up in the dictionary, what does it say?

Watch this video: <https://www.youtube.com/watch?v=7V8oFI4GYMY>

Imagine we are writing care instructions for our planet. Using some of the words below, write 4 care instructions on The Earth's label. (stop coal green reuse plastics oil responsible refuse trees water electricity recycle ocean air footprint)


What is renewable energy?

What are some renewable energies we can use? Name 3


Art

Create wordart using <https://wordart.com/> with all the words you have learnt about sustainability then email to Ms Dalton at gemma.dalton@det.nsw.edu.au for printing and laminating. An example of one





Mindfulness booklet



I CAN

&

I WILL

