



M-Yellow

**Remote Learning
Pack
Term 3 Week 3
2021**





Dear M-Yellow students and families,

Welcome to week 3 of Term 3!

A big thank you for keeping in regular contact either through phone or online for week 2. Your contributions to your child's learning and feedback have been invaluable.

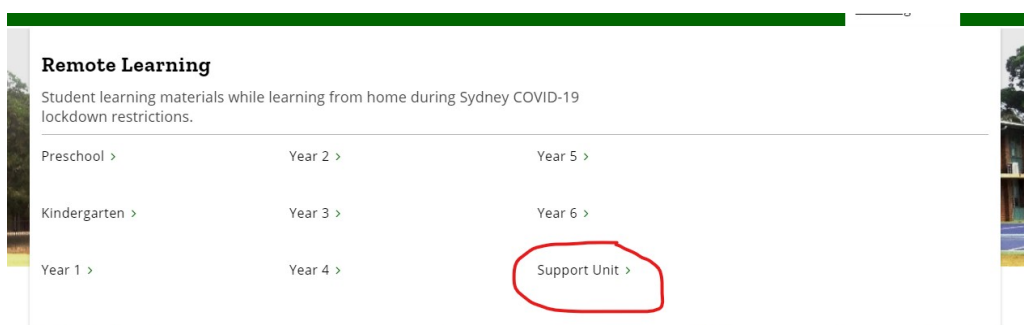
Attached is a timetable of learning activities for week 3. While some learning activities have been adapted to suit the nature of learning at home, the content and activities are familiar to your child.

For all video updates, activities, website links and announcements, please follow these instructions to navigate the Lethbridge Park Public School website:

1) Click on **Remote Learning**



2) Click on **Support Unit**



3) Click on **M-Yellow**

Support Unit

← Remote Learning	
Preschool	+
Kindergarten	+
Year 1	+
Year 2	+

3-6 Green
M Blue
M Red
M Yellow

4) Click on **Week 3 OR Term 3 Week 3 – Weeks 1 and 2 will remain available to access.**

M Yellow

← Support Unit	
3-6 Green	+
M Blue	+
M Red	+
M Yellow	x

Week 1
Week 2 [↗](#)
Week 3

Term 3 Week 1
Term 3 Week 2
Term 3 Week 3

Help

Please feel free to keep in regular contact either through email, Seesaw, ClassDojo for further updates or enquiries. Thank you again for your continued support in sustaining M-Yellow's learning every school day.

Happy learning for week 3 M-Yellow!

Kind regards,
Sean Dowling & Miss Kate

M-Yellow classroom teacher & SLSO

M-YELLOW: REMOTE LEARNING SEQUENCE: TERM 3 WEEK 3 2021

Timeable: Learning for the day	Resources	Mon	Tues	Wed	Thurs	Fri
<p>Once all activities are done, mark each day with a tick as completed.</p> <p>Ready to start your learning?</p> <ul style="list-style-type: none"> Remove all printable activities from your folder OR printer and place them neatly on your worktable. All learning codes for Seesaw, Literacy Planet, Mathletics and Wushka are available if required. Practise breathing in and out counting to five to get ready to learn! Please feel free to take any photos of your learning and put them online at Seesaw! <p>MORNING MEETING:</p> <ul style="list-style-type: none"> Good morning M-Yellow! What zone are you in today? Green, blue, yellow, or red? What can we do to stay in the green zone throughout the day? Look at a calendar and say aloud and answer: today's day, date, month, and year. Say aloud and write down into separate paper: Today is _____ (name of the day), The month is _____ (name of the month), the date is _____, 2021. Check out the window near you for the weather. Say aloud and answer: What is today's weather? – is it sunny, cloudy, rainy, foggy? What is the season this week? What will the weather be tomorrow? How many days completed this month? How many days left until this month finishes? Completed every day. <p>SPELLING/WRITING (one activity AND one Literacy Planet task online):</p> <ul style="list-style-type: none"> Glue over your spelling words and read them aloud as you go. Look out for your name on top of the spelling words sheets – that will be your one to work on this week. Look, cover, write and check all spelling words (complete every day). Monday: cut and sort the words into their separate sections (beginning sounds/letters or consonant/vowel words – check with the THRASS picture chart when sounding out new words). Glue the sort into separate paper. Tuesday: Write silly sentences – choose 3 of your words to write into a sentence. Use the THRASS hotwords chart to assist you with choosing words to start a sentence. Wednesday: Rainbow words of all spelling words (with coloured pencils) into separate paper. Thursday: Crosswords of all spelling words. Your name will be attached to your crossword. Friday: Spelling test – look, cover write and check for all spelling words. Complete one Literacy Planet task (https://www.literacyplanet.com/) on your device using your Literacy Planet login code (one task to complete every day). 	<p>Work folder with worksheets OR printable copy.</p> <p>Water bottle.</p> <p>Learning codes.</p> <p>July calendar.</p> <p>Spelling words sheet and sort.</p> <p>Look, cover, write, check sheet.</p> <p>Literacy Planet log in code.</p> <p>THRASS chart to support sounding out new words.</p>					

M-YELLOW: REMOTE LEARNING SEQUENCE: TERM 3 WEEK 3 2021

<p style="text-align: center;">READING ON WUSHKA</p> <ul style="list-style-type: none"> Log into Wushka (https://wushka.com.au/login/) on your computer/laptop using your Wushka login code. Read one to two books to yourself or aloud to a family member for 10 minutes. Write down any new or tricky words that you have found on a separate sheet of paper and read them out aloud as best as you can. Choose a tricky word to put into a sentence. Talk about and draw a picture of the main character. Who are they? What are they doing? What kind of person are they? How does the story end? Complete the quiz found soon after completing your story (one quiz per day). Completed every day. Log into Storyline Online (https://storylineonline.net/) to listen to a story of your choice – while having your crunch and sip, stretch out and move about! 	<p>Wushka log in code. Readers available on Wushka online. Storyline Online website. Storybox Library website.</p>		
<p style="text-align: center;">HANDWRITING/WRITING:</p> <ul style="list-style-type: none"> Practise tracing and writing one handwriting task per day – set as one page for Monday, Tuesday, Wednesday, Thursday, and Friday. Completed to the end of each page every day. Roll a silly sentence – Roll the dice (3 times – beginning, middle and end of sentence) and use the numbers to help you write your sentence. Write on the next page and draw two pictures for two of your sentences. E.g. I rolled a 5, 1, and 6 – My sentence is: The playful puppy was playing video games in the cereal box! 	<p>Handwriting pages – Monday, Tuesday, Wednesday, Thursday, Friday. Roll a silly sentence activity.</p>		
<p style="text-align: center;">Maths (number, measurement AND one Mathematics task online):</p> <p>Complete one number task & one measurement task per day:</p> <ul style="list-style-type: none"> Monday number – Go to the activity: closest to and follow the instructions. Monday measurement – Go to the activity: length of objects 1 and follow the instructions. Tuesday number – Go to the activity: coin sorting and follow the instructions. Tuesday measurement – Go to the activity: length of objects 2 and follow the instructions. Wednesday number – Go to the activity: skip counting 1 and follow the instructions. Wednesday measurement – Go to the activity: elapsed time and follow the instructions. Thursday number – Go to the activity: skip counting 2 and follow the instructions. Thursday measurement – Go to the activity: 2D animal challenge and follow the instructions. Friday number – maths board game of the day – find a new board game inside your home learning pack and begin playing! Friday measurement – Go to the activity: making 3D shapes and follow the instructions. Complete one Mathematics task (https://www.mathletics.com.au/) on your device using your Mathematics login code (one task to complete every day). 	<p>Maths tasks – Tuesday, Wednesday, Thursday, Friday. Mathletics log in code. Maths board games (inside work packs).</p>		

M-YELLOW: REMOTE LEARNING SEQUENCE: TERM 3 WEEK 3 2021

<ul style="list-style-type: none"> • Complete 'design a new Olympic medal' & 'create your own Olympic logo' – to be done at any afternoon during the week. • Free choice of Scratch (coding - https://scratch.mit.edu/) or PowerPoint (presentation - https://www.office.com/) on your computer/laptop – 10 to 15 minutes on either choice. • New videos regarding the daily learning activities, will be available in time to observe how activities are completed, through the school website and through Seesaw. 	<p>Design a new Olympic medal. Create your own Olympic logo. Student education emails (to access Scratch and Powerpoints).</p>					
---	--	--	--	--	--	--

2021 JULY

SUN	MON	TUE	WED	THU	FRI	SAT
25	26	27	28	29	30	31

Use this calendar checklist when checking the day, date, month, and weather every day.

Daily Calendar Work



The day is:

Monday Tuesday Wednesday Thursday Friday

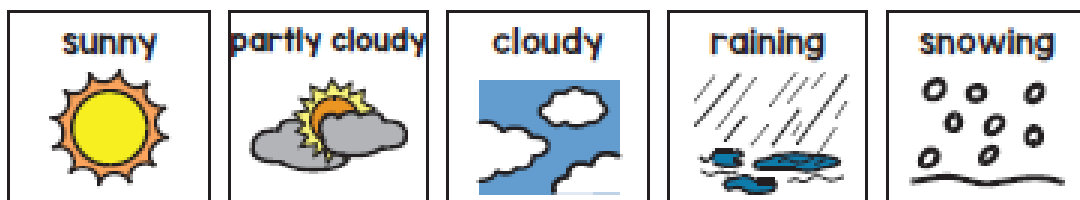
The month is:

January February March
April May June
July August September
October November December


The date is:

1 2 3 4 5 6 7 8
9 10 11 12 13 14 15 16
17 18 19 20 21 22 23 24
25 26 27 28 29 30 31

The weather is:




















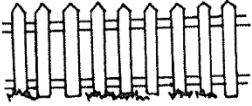


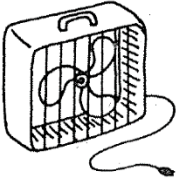


Today I feel:



c	h	f	d
cat	hand	fish	dog
corn	horn	fork	dice
can	hook	fox	deer
cane	hose	four	desk
cow	horse	fence	dive
candle	house	fan	dishes

SORT 3 Beginning Consonants c, h, f, d





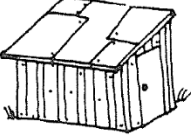













Cc 	Hh 	Ff 	Dd 
			
			
			
4			
			

Copyright © 2009 Pearson Education Inc. Reproduction is permitted for classroom only.

h	sh	ch
hand	shoe	chair
hat	shed	cheese
hose	shop	chain
ham	sheep	chin
house	shave	chick
	shower	chief
		check
		chop

Spelling Words – Makayla, Nichcha

SORT 15 *h, sh, and ch* Digraphs

h 	sh 	ch 
		
		
		
		
		

Copyright © 2009 Pearson Education Inc. Reproduction is permitted for classroom only.

nt- end sound	nd- end sound	nk- end sound
went	send	blank
ant	stand	trunk
print	hand	wink
spent	land	junk
want	wind	stink
hunt	blend	drink
plant		pink
		bank
		thank
		think

Spelling Words – Rohan, Travis

SORT 47 Short Vowels before *nt*, *nd*, and *nk*


went	hand	pink
send	wink	hunt
and	land	bank
ant	junk	wind
print	stink	plant
blank	spent	blend
stand	drink	thank
trunk	want	think

Copyright © 2008 Pearson Education Inc. Reproduction is permitted for classroom only.

Know Your Words!

Mason/Tyler – Spelling Words

Name _____




Words	Monday	Tuesday	Wednesday	Thursday	Friday
cat					
hand					
fish					
dog					
corn					
horn					
fork					
dice					
can					
hook					
fox					
deer					
cane					
hose					
four					
desk					
cow					
horse					
fence					
dive					

Know Your Words!

Makayla/Nichcha - Spelling Words

Name _____



Words	Monday	Tuesday	Wednesday	Thursday	Friday
hand					
shoe					
chair					
hat					
shed					
cheese					
hose					
shop					
chain					
ham					
sheep					
chin					
house					
shave					
chick					
shower					
chief					
check					
chop					

Know Your Words!

Rohan/Travis – Spelling Words

Name _____



Words	Monday	Tuesday	Wednesday	Thursday	Friday
went					
send					
blank					
ant					
stand					
trunk					
print					
hand					
wink					
spent					
land					
junk					
want					
wind					
stink					
hunt					
blend					
drink					
plant					
pink					

Use and reprint this when drawing and describing your main character in your chosen WUSHKA story.

Name: _____

Crossword - Mason, Tyler

C	F	O	U	R	F	I	S	H	E	W	W
A	H	F	S	D	I	C	E	C	O	W	D
T	O	A	D	C	A	N	E	L	F	D	E
H	R	H	E	Y	H	O	R	S	E	I	E
O	N	A	S	D	C	A	N	I	N	V	R
S	J	N	K	C	O	R	N	F	C	E	J
E	U	D	G	C	A	N	D	L	E	S	O
N	B	H	O	O	K	A	F	O	R	K	Q

Find the following words in the puzzle.
Words are hidden → and ↓ .

CAN

CANDLE

CANE

CAT

CORN

COW

DEER

DESK

DICE

DIVE

FENCE

FISH

FORK

FOUR

HAND

HOOK

HORN

HORSE

HOSE

SOLUTION

Crossword - Mason, Tyler

C	F	O	U	R	F	I	S	H	.	.	.
A	H	.	.	D	I	C	E	C	O	W	D
T	O	.	D	C	A	N	E	.	F	D	E
H	R	H	E	.	H	O	R	S	E	I	E
O	N	A	S	.	C	A	N	.	N	V	R
S	.	N	K	C	O	R	N	.	C	E	.
E	.	D	.	C	A	N	D	L	E	.	.
.	.	H	O	O	K	.	F	O	R	K	.

Word directions and start points are formatted: (Direction, X, Y)

CAN (E,6,5)

CANDLE (E,5,7)

CANE (E,5,3)

CAT (S,1,1)

CORN (E,5,6)

COW (E,9,2)

DEER (S,12,2)

DESK (S,4,3)

DICE (E,5,2)

DIVE (S,11,3)

FENCE (S,10,3)

FISH (E,6,1)

FORK (E,8,8)

FOUR (E,2,1)

HAND (S,3,4)

HOOK (E,3,8)

HORN (S,2,2)

HORSE (E,6,4)

HOSE (S,1,4)

Name: _____

Crossword - Makayla, Nichcha

V	D	D	C	V	T	N	H	H	A	N	D	V	C	S	L	T	F
W	D	V	C	O	G	H	A	M	K	C	C	X	H	D	P	E	Q
R	O	C	N	S	T	E	N	C	R	M	H	I	O	P	H	A	H
R	L	H	S	C	H	J	Q	G	H	O	A	B	P	G	O	O	D
S	G	E	C	H	H	O	L	H	C	I	I	K	N	G	S	C	O
Q	H	E	K	H	E	E	W	M	V	E	N	Q	S	A	E	K	C
Q	K	S	S	K	A	D	C	E	U	V	L	Z	C	H	B	R	Q
L	B	E	H	N	P	I	S	K	R	V	J	D	S	H	E	A	Y
G	N	Q	O	E	X	A	R	H	O	U	S	E	R	R	T	E	Y
L	Q	Q	P	T	G	S	H	O	E	G	R	W	A	Z	T	X	P
K	S	H	A	V	E	V	H	A	T	D	X	U	A	Q	W	S	J
C	H	I	E	F	P	C	H	I	C	K	T	W	J	C	Y	V	L

Find the following words in the puzzle.
Words are hidden → ↓ and ↘ .

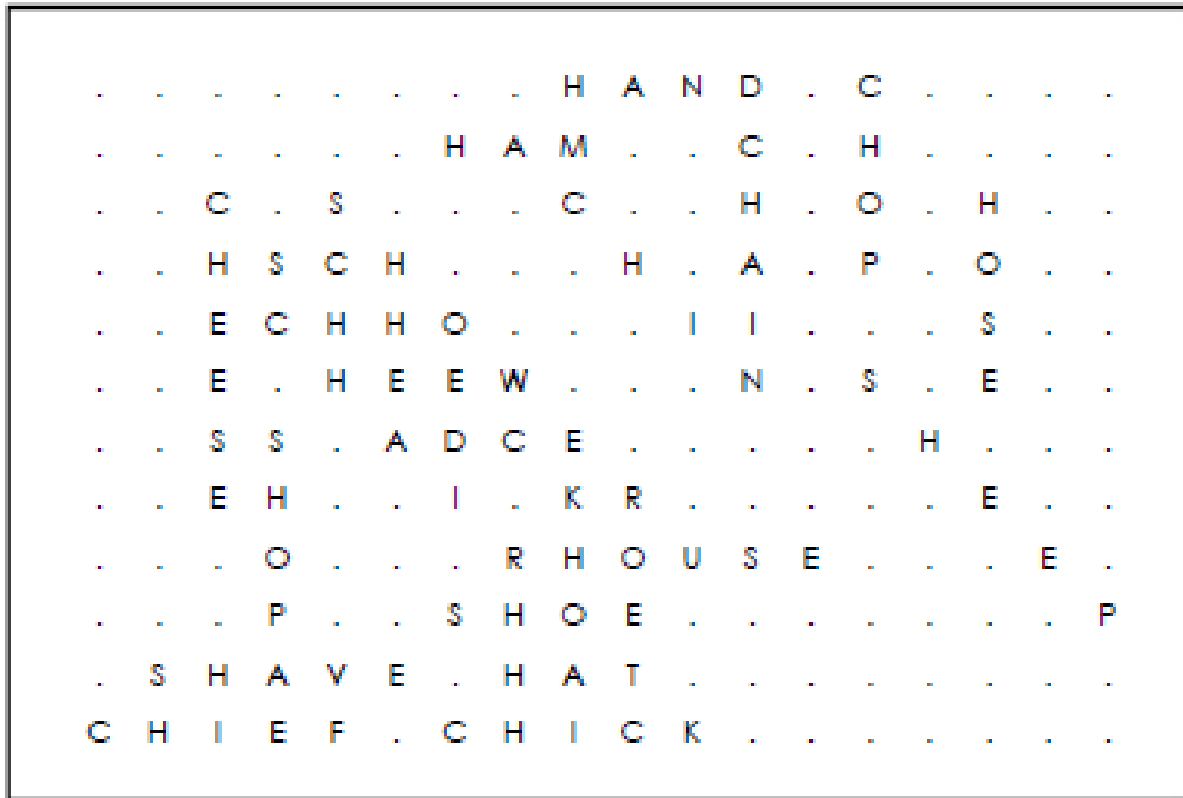
CHAIN
CHAIR
CHECK
CHEESE
CHICK
CHIEF
CHIN

CHOP
HAM
HAND
HAT
HOSE
HOUSE
SHAVE

SHED
SHEEP
SHOE
SHOP
SHOWER

SOLUTION

Crossword - Makayla, Nichcha



Word directions and start points are formatted: (Direction, X, Y)

CHAIN (S,12,2)
CHAIR (SE,4,5)
CHECK (SE,5,4)
CHEESE (S,3,3)
CHICK (E,7,12)
CHIEF (E,1,12)
CHIN (SE,9,3)

CHOP (S,14,1)
HAM (E,7,2)
HAND (E,9,1)
HAT (E,8,11)
HOSE (S,16,3)
HOUSE (E,9,9)
SHAVE (E,2,11)

SHED (SE,4,4)
SHEEP (SE,14,6)
SHOE (E,7,10)
SHOP (S,4,7)
SHOWER (SE,5,3)

Name: _____

Crossword - Rohan, Travis

E	B	X	N	U	A	P	Y	X	T	Q	D	A	X	B	C	L	V
I	Z	W	O	Z	E	S	F	S	T	A	N	D	B	A	N	K	P
T	B	T	E	G	I	J	P	B	W	A	F	W	S	W	U	D	I
R	E	L	I	N	V	U	N	E	L	E	E	B	I	T	A	I	N
U	L	H	E	R	T	N	R	C	N	A	G	T	H	N	I	N	K
N	G	A	J	N	U	K	U	G	M	T	N	A	N	O	K	N	T
K	U	N	P	C	D	P	Y	L	T	J	A	K	E	T	K	Q	K
M	Z	D	K	L	N	R	N	A	H	E	Z	M	K	I	U	F	G
E	S	K	T	K	A	I	M	N	A	J	Z	D	R	I	N	K	I
P	S	E	N	D	M	N	F	D	N	D	H	U	N	T	S	R	Q
A	N	T	U	H	J	T	T	K	K	T	H	I	N	K	A	H	F
W	Y	R	F	L	F	E	W	I	N	D	H	U	K	O	S	C	W

Find the following words in the puzzle.
Words are hidden → ↓ and ↘ .


ANT
BANK
BLANK
BLEND
DRINK
HAND
HUNT
JUNK

LAND
PINK
PLANT
PRINT
SEND
SPENT
STAND
STINK

THANK
THINK
TRUNK
WANT
WENT
WIND
WINK

SOLUTION

Crossword - Rohan, Travis



Word directions and start points are formatted: (Direction, X, Y)

ANT (E,1,11)

BANK (E,14,2)

BLANK (SE,9,3)

BLEND (SE,2,3)

DRINK (E,13,9)

HAND (S,3,5)

HUNT (E,12,10)

JUNK (S,7,3)

LAND (S,9,7)

PINK (S,18,2)

PLANT (SE,4,7)

PRINT (S,7,7)

SEND (E,2,10)

SPENT (SE,7,2)

STAND (E,9,2)

STINK (SE,14,3)

THANK (S,10,7)

THINK (E,11,11)

TRUNK (S,1,3)

WANT (SE,15,3)

WENT (SE,3,2)

WIND (E,8,12)

WINK (SE,13,3)

Monday 26th July 2021

Write full name:

What is the date tomorrow?

L E A R N I N G D O I T P U B L I C S C H O O L

see been seen need keep meet

even these bring each reach

Tuesday 27th July 2021

Write full name

What is the date tomorrow?

Lechlbridge Park Public School

because leave means please

read people hear here really

Wednesday 28th July 2021

Write full name:

What is the date tomorrow?

Leckbridge Park Public School

near dear the about along

away again among around

Thursday 24th July 2021

Write full name:

What is the date tomorrow?

Leithbridge Park Public School

begin began before today

belong enough another

Friday 30th July 2021

Write full name

What is the date tomorrow?

Leighton Park Public School

together tomorrow her word







work world what were did







Name: _____







Rolling & Writing Silly Sentences

Spring Version

Roll the die three times. Each time, write the phrase that matches the number on the die to form a complete sentence on the recording sheet. Continue until you have six complete sentences. Read your sentences to a friend. Draw and color a picture to illustrate two of your sentences.

Roll #1	
	The tiny brown bunny
	The colorful butterfly
	The fluffy yellow chick
	The cute caterpillar
	The playful puppy
	The little ladybug

Roll #2	
	was playing video games
	was chewing bubblegum
	was barking at a kitten
	was hopping up and down
	was eating an orange lollipop
	was munching on some popcorn

Roll #3	
	in my teacher's water bottle.
	in my left ear!
	on my sister's nose.
	on my front tooth.
	in my grandma's purse.
	in the cereal box.

Name: _____ Rolling & Writing Silly Sentences Recording Sheet

Record your sentences on the lines below. Be sure to write neatly.

1. _____

2. _____

3. _____

4. _____

5. _____


6. _____

Name: _____

Rolling & Writing Silly Sentences

Picture Sheet

Choose two of your sentences and draw a picture to illustrate each sentence. Don't forget to color your pictures.



Maths (Number) – Monday 26th July 2021

Closest to – use your deck of cards from week 2 work pack to complete this activity. Record your results into your writing booklet. Watch the video online to learn how to play.

This game is a great opportunity to practise comparing **ones-place**, **tens-place** (10s), **hundreds-place** (100s), and as high up as you'd like! Starting with two-digit numbers, deal out two cards per player.

Each player takes the cards in their hand and rearranges the digits to create a number that is closest to 50.

The players show each other their hands and the player who is closest to 50 wins the set of all the players' cards.

Deal another two cards to each player and keep going until the deck is exhausted. The player with the most number of sets at the end of the game wins.

Change it up:


Do it for **three-digit numbers (100s)**: Deal out three cards to each player on each turn and players are trying to create numbers closest to 500.

Four-digit numbers: Deal out four cards to each player and the target number is 5000.

Go as high as you can!

Change it up again:


Pick different target numbers rather than 50, 500, 5000, etc. Try unusual numbers, such as 92, or 348, or 6,381.



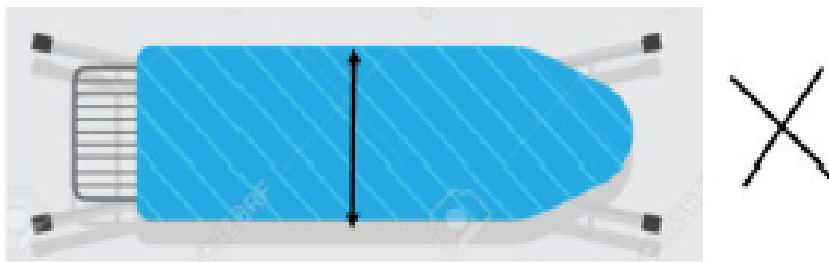
Maths (Measurement) – Monday 26th July 2021

Length of objects 1 - Use a ruler to complete the activity below:

Length is the measurement of the height or longest part of an object. The arrows below show the length of the ironing board.



Not this



We want to measure the longest part of the objects. When measuring length we use units called metres.

Make the metre rule on the previous page by cutting out and sticking the matching ends on top of each other, that is the number 25 goes on top of the other number 25.

Then find 3 objects in your house which are about 1 metre long, that is as long as the ruler. Draw and label them below.







--	--	--

Maths (Number) – Tuesday 27th July 2021






Coin sorting – use coins from week 2's work pack to complete this activity.

The children below have saved some money in jars. Can you answer the questions about what they have saved?

				
 Total:	 Total:	 Total:	 Total:	 Total:

- Who has saved the most  or  ?
- Who has saved the most  or  ?
- Who has saved the least  or  ?


Can you order the children from least money saved to most money saved?

				
				1 st

Maths (Measurement) – Tuesday 27th July 2021

Length of objects 2 - Use a ruler to complete the activity below:

We have been measuring objects using a metre ruler. Can you find some objects in your house or backyard that are longer than a metre?

<i>Name</i>	<i>Picture</i>
<i>table</i>	

Maths (Number) – Wednesday 28th July 2021

Skip counting 1

Below are some skip counting patterns. They are going up by 2s 5s or 10s. Work out the difference between the first two numbers. Then add the difference again to finish the pattern.

1) 13, 18, 23, __, __, __, __, __

2) 4, 14, 24, __, __, __, __, __

3) 11, 13, 15, __, __, __, __, __

4) 2, 4, 6, __, __, __, __, __

5) 8, 10, 12, __, __, __, __, __

6) 9, 11, 13, __, __, __, __, __

7) 10, 20, 30, __, __, __, __, __

8) 0, 5, 10, __, __, __, __, __

9) 17, 27, 37, __, __, __, __, __

10) 16, 21, 26, __, __, __, __, __

11) 15, 25, 35, __, __, __, __, __













12) 6, 11, 16, __, __, __, __, __

Maths (Measurement) – Wednesday 28th July 2021

Elapsed Time

Hour Intervals

Read the time. Add on the elapsed time and write the new time (analogue and digital).

Start Time	Elapsed Time	End Time
 3:00 pm	+ 1 hour →	 : : — —
 7:00 am	+ 3 hours →	 : : — —
 4:00 pm	+ 1 hour →	 : : — —
 2:00 pm	+ 2 hours →	 : : — —
 11:00 am	+ 1 hour →	 : : — —
 10:00 pm	+ 3 hours →	 : : — —

Maths (Number) – Thursday 29th July 2021

Skip counting 2

Below are some skip counting patterns. They are going up by 3s 4s or 5s. Work out the difference between the first two numbers. Then add the difference again to finish the pattern.

1) 10, 15, 20, __, __, __, __, __

2) 7, 10, 13, __, __, __, __, __

3) 5, 9, 13, __, __, __, __, __

4) 0, 3, 6, __, __, __, __, __

5) 11, 15, 19, __, __, __, __, __

6) 18, 21, 24, __, __, __, __, __

7) 2, 6, 10, __, __, __, __, __

8) 1, 6, 11, __, __, __, __, __

9) 9, 14, 19, __, __, __, __, __

10) 14, 17, 20, __, __, __, __, __

11) 15, 20, 25, __, __, __, __, __

12) 16, 20, 24, __, __, __, __, __

Maths (Measurement) – Thursday 29th July 2021

2D shape animal challenge - Use the shapes in this week's work pack to complete this challenge. Reprint this page to come up with more examples! Can be a real animal or imaginative!

2D Shape Animal Challenge



Circle



Oval



Rectangle



Square



Triangle



Pentagon



Hexagon

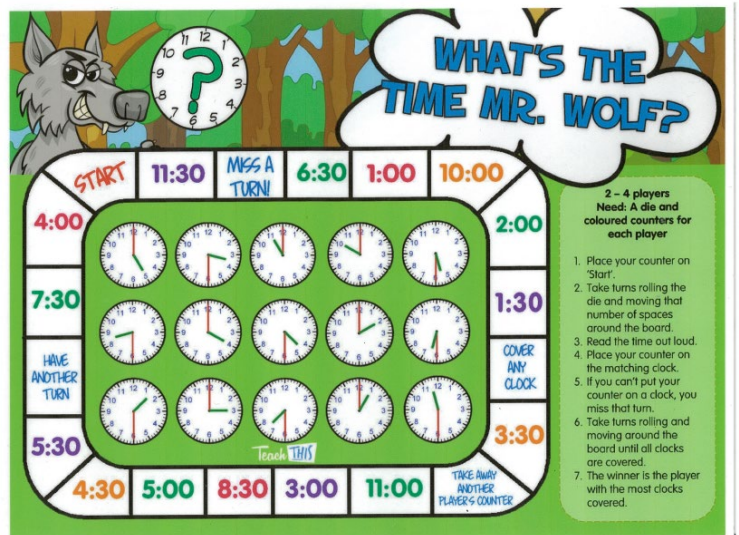

Design Challenge: Draw or construct an animal using at least four different 2D shapes.

Which 2D shapes did you use?

Maths (Number) – Friday 30th July 2021

Maths Board Game – In your work pack, there will a laminated board game to play. You will need your dice and counters to play. You will find a different

game to play inside your work pack for this week. Have fun playing!



Snakes and Ladders
6, 7, 8 and 9 Times Tables

You will need...

- The Snakes and Ladders Board Game board.
- A dice
- A counter per player

How to play...

- Players take it in turns to roll the dice. The player with the highest number goes first, the player with the second highest goes second and so on.
- When it's their turn, players move the counter the number of spaces shown on the dice and answer the calculation they land on.
- If the answer given to the calculation is correct, play continues as usual:
 - landing on a snake's head - the player's counter slides down;
 - landing at the bottom of a ladder - the player's counter climbs up.
- If the answer given to the calculation is incorrect, the player misses a go.
- The first player to reach the finish is the winner!

Place Value Match

START	2 tens and 3 ones	1 ten and 9 ones	8 ones	2 tens	5 ones	1 ten and 6 ones	2 tens and 9 ones	2 tens and 7 ones	1 ten and 2 ones	Swap with another player.																												
1 ten and 1 one	<table border="1"> <tr> <td>6</td><td>15</td><td>24</td><td>10</td><td>28</td><td>21</td><td>3</td> </tr> <tr> <td>20</td><td>27</td><td>2</td><td>25</td><td>14</td><td>8</td><td>12</td> </tr> <tr> <td>9</td><td>18</td><td>13</td><td>29</td><td>23</td><td>17</td><td>5</td> </tr> <tr> <td>16</td><td>4</td><td>22</td><td>7</td><td>26</td><td>11</td><td>19</td> </tr> </table>									6	15	24	10	28	21	3	20	27	2	25	14	8	12	9	18	13	29	23	17	5	16	4	22	7	26	11	19	2 tens and 2 ones
6										15	24	10	28	21	3																							
20										27	2	25	14	8	12																							
9										18	13	29	23	17	5																							
16	4	22	7	26	11	19																																
2 tens and 8 ones	1 ten and 5 ones																																					
Roll again.	9 ones																																					
1 ten and 7 ones	Roll again.	2 ones																																				
2 tens and 4 ones	1 ten and 3 ones																																					
7 ones	Swap with another player.	Go 3 spaces																																				
4 ones	2 tens and 6 ones	3 ones	1 ten and 4 ones	2 tens and 1 one	6 ones	1 ten	2 tens and 5 ones	1 ten and 8 ones																														

- Roll a die. Move forward that number of spaces. Read the number aloud.
- Place a counter on the matching number in the middle of the board. If that number is already covered, play moves to the next player.
- The winner is the first player with 4 numbers covered in a row.

Maths (Measurement) – Friday 30th July 2021

Making 3D shapes - Use the blocks in your work pack (or lego pieces) for this activity. Look over the cards, make one 3D shape and take a photo of that shape before starting the next 3D shape.

Card 1


Making Shapes

THINK:

How many cubes would it take to make this shape?
Don't forget the blocks you can't see!

DO:

Use cubes to make this shape.
Count the number of cubes. Were you right?



Copyright © www.easyteaching.net

Card 2

Making Shapes

THINK:

How many cubes would it take to make this shape?
Don't forget the blocks you can't see!

DO:

Use cubes to make this shape.
Count the number of cubes. Were you right?



Copyright © www.easyteaching.net

Card 5

Making Shapes

THINK:

How many cubes would it take to make this shape?
Don't forget the blocks you can't see!

DO:

Use cubes to make this shape.
Count the number of cubes. Were you right?



Copyright © www.easyteaching.net

Design a New Olympic Medal

Look closely at these medal designs. Can you see how detailed they all are?



"1936 Berlin Olympic Gold Medal" by David King is licensed under [CC BY 2.0](#)

Berlin 1936




"2008 Beijing Olympic" by David King is licensed under [CC BY 2.0](#)

Beijing 2008



"2000 Sydney Olympic Games" by CMH is licensed under [CC BY 2.0](#)

Sydney 2000



"1984 Los Angeles Olympic Games" by CMH is licensed under [CC BY 2.0](#)

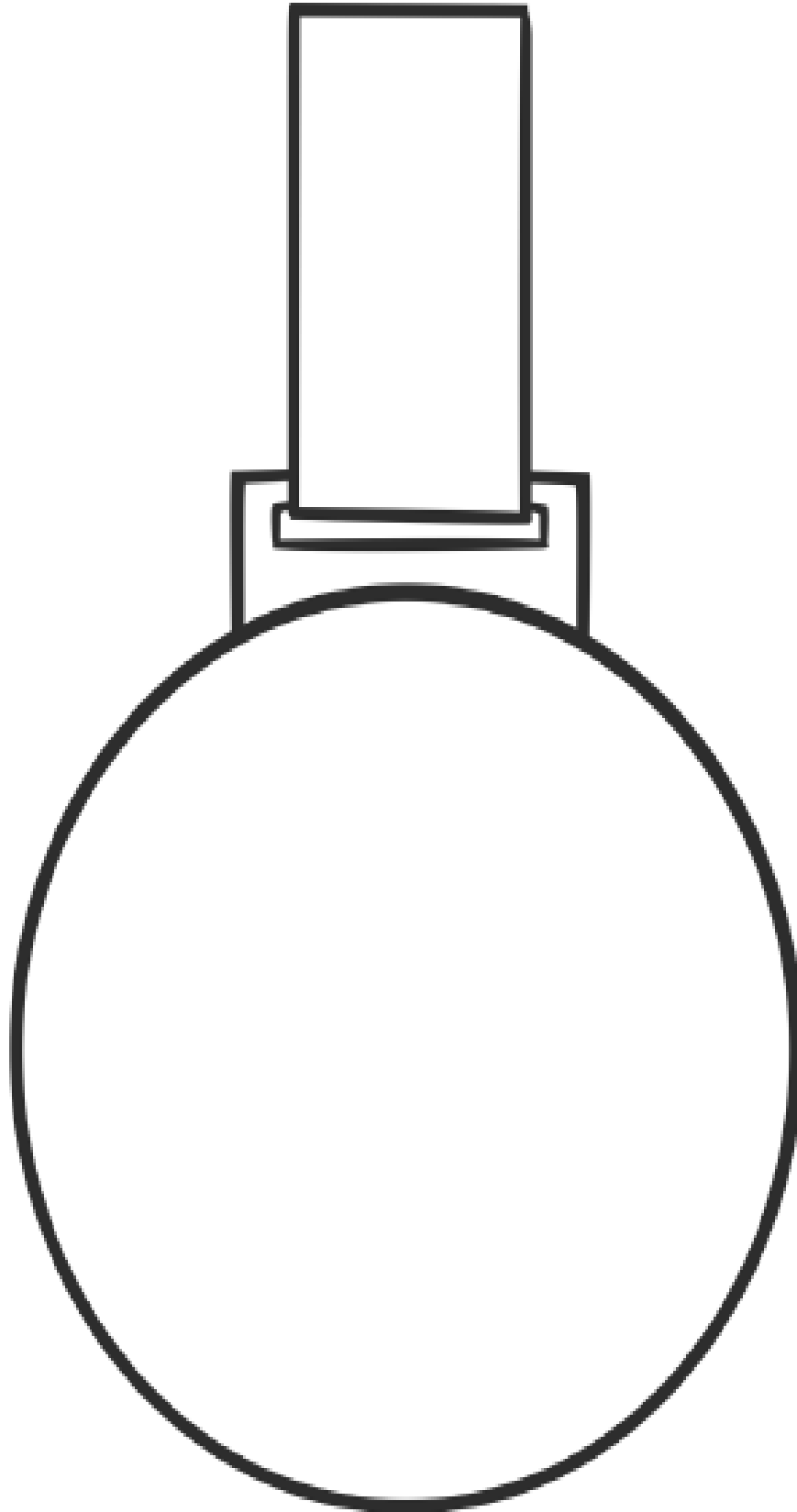
Los Angeles 1984

Can you create a brand new medal design for the Tokyo 2021 Olympic Games?

Remember, the medal must have the name of the host city on it, as well as the year. So your medal design must have 'Tokyo' and '2021' on it.

My Olympic Medal Design

Create your Olympic medal design in the template below.



Create Your Own Olympic Logo

In the box below, draw your own logo design for a future Australian Olympics.



In the table below, write down information about your logo.

Questions	Answers
Olympic Year	
Country of Origin	
Name of Logo Designer	
What colours are used in this logo, and why?	
What shapes and images are used in this logo, and why?	